

# Waterbird trends 1988-2012

Results of trend analyses of data from the  
International Waterbird Census in the African-Eurasian Flyway



Szabolcs Nagy, Stephan Flink and Tom Langendoen

Wetlands International  
Ede, the Netherlands

September 2014

This work and the collection of the data was supported by  
the AEWA Secretariat,  
the Association of the Members of Wetlands International,  
the Swiss Federal Office for the Environment,  
the French Ministry of Environment and Sustainable Development,  
the European Union LIFE+ NGO Operational Grant

## Table of contents

Introduction.....	6
Materials and methods .....	7
Table 1 List of populations and outcome of trend analysis .....	9
Table 2 Trend Statistics .....	37
Trend graphs.....	50
<i>Gavia immer</i> , Europe (win).....	50
<i>Podiceps cristatus cristatus</i> , North-west & Western Europe .....	51
<i>Podiceps cristatus infuscatus</i> , Eastern Africa (Ethiopia to N Zambia).....	52
<i>Podiceps cristatus infuscatus</i> , Southern Africa .....	52
<i>Podiceps nigricollis nigricollis</i> , Western Asia/South-west & South Asia .....	53
<i>Pelecanus onocrotalus</i> , Southern Africa.....	54
<i>Pelecanus onocrotalus</i> , West Africa.....	55
<i>Pelecanus onocrotalus</i> , Eastern Africa .....	55
<i>Pelecanus rufescens</i> , Tropical Africa & SW Arabia .....	56
<i>Pelecanus crispus</i> , South-west Asia & South Asia (win) .....	56
<i>Phalacrocorax pygmeus</i> , South-west Asia .....	57
<i>Phalacrocorax carbo carbo</i> , North-west Europe .....	58
<i>Phalacrocorax carbo sinensis</i> , Northern & Central Europe .....	58
<i>Phalacrocorax carbo sinensis</i> , West & South-west Asia .....	59
<i>Phalacrocorax carbo lucidus</i> , Coastal West Africa.....	60
<i>Phalacrocorax carbo lucidus</i> , Coastal Southern Africa.....	60
<i>Ardea cinerea cinerea</i> , Sub-Saharan Africa.....	61
<i>Ardea cinerea cinerea</i> , West & South-west Asia (bre).....	61
<i>Ardea purpurea purpurea</i> , Tropical Africa.....	62
<i>Ardeola ralloides paludivaga</i> , Sub-Saharan Africa & Madagascar.....	64
<i>Egretta garzetta garzetta</i> , Sub-Saharan Africa .....	64
<i>Egretta garzetta garzetta</i> , Western Asia/SW Asia, NE & Eastern Africa.....	65
<i>Egretta gularis gularis</i> , West Africa .....	65
<i>Plegadis falcinellus falcinellus</i> , Sub-Saharan Africa (bre).....	66
<i>Platalea alba</i> , Sub-Saharan Africa .....	66
<i>Phoenicopterus roseus</i> , West Africa .....	67
<i>Phoenicopterus roseus</i> , Eastern Africa.....	67
<i>Phoenicopterus roseus</i> , Southern Africa (to Madagascar).....	68
<i>Phoeniconaias minor</i> , West Africa .....	68
<i>Phoeniconaias minor</i> , Eastern Africa.....	69
<i>Phoeniconaias minor</i> , Southern Africa (to Madagascar) .....	69
<i>Dendrocygna bicolor</i> , West Africa (Senegal to Chad) .....	70
<i>Dendrocygna viduata</i> , West Africa (Senegal to Chad) .....	70
<i>Oxyura leucocephala</i> , East Mediterranean, Turkey & South-west Asia.....	72
<i>Cygnus olor</i> , North-west Mainland & Central Europe .....	73
<i>Cygnus olor</i> , Black Sea.....	73
<i>Cygnus cygnus</i> , North-west Mainland Europe .....	74
<i>Cygnus cygnus</i> , N Europe & W Siberia/Black Sea & E Mediterranean .....	74

<i>Cygnus columbianus bewickii</i> , Western Siberia & NE Europe/North-west Europe .....	75
<i>Anser albifrons albifrons</i> , NW Siberia & NE Europe/North-west Europe.....	75
<i>Anser albifrons albifrons</i> , Western Siberia/Central Europe .....	76
<i>Anser anser anser</i> , NW Europe/South-west Europe.....	76
<i>Anser anser anser</i> , Central Europe/North Africa.....	77
<i>Anser anser rubrirostris</i> , Western Siberia/Caspian & Iraq.....	77
<i>Branta leucopsis</i> , Russia/Germany & Netherlands.....	78
<i>Tadorna ferruginea</i> , East Mediterranean & Black Sea/North-east Africa .....	79
<i>Tadorna ferruginea</i> , Western Asia & Caspian/Iran & Iraq .....	79
<i>Tadorna tadorna</i> , Western Asia/Caspian & Middle East .....	81
<i>Plectropterus gambensis gambensis</i> , West Africa.....	82
<i>Plectropterus gambensis niger</i> , Southern Africa .....	82
<i>Sarkidiornis melanotos melanotos</i> , West Africa .....	83
<i>Anas strepera strepera</i> , North-west Europe .....	83
<i>Anas strepera strepera</i> , North-east Europe/Black Sea & Mediterranean.....	84
<i>Anas strepera strepera</i> , Western Siberia/SW Asia & NE Africa.....	84
<i>Anas penelope</i> , Western Siberia & NE Europe/NW Europe .....	85
<i>Anas penelope</i> , W Siberia & NE Europe/Black Sea & Mediterranean .....	85
<i>Anas capensis</i> , Eastern Africa (Rift Valley).....	86
<i>Anas platyrhynchos platyrhynchos</i> , North-west Europe .....	86
<i>Anas platyrhynchos platyrhynchos</i> , Northern Europe/West Mediterranean .....	87
<i>Anas platyrhynchos platyrhynchos</i> , Eastern Europe/Black Sea & East Mediterranean .....	87
<i>Anas platyrhynchos platyrhynchos</i> , Western Siberia/South-west Asia .....	88
<i>Anas clypeata</i> , North-west & Central Europe (win).....	88
<i>Anas clypeata</i> , W Siberia, NE & E Europe/S Europe & West Africa .....	89
<i>Anas clypeata</i> , W Siberia/SW Asia, NE & Eastern Africa.....	89
<i>Anas acuta</i> , North-west Europe .....	90
<i>Anas acuta</i> , W Siberia, NE & E Europe/S Europe & West Africa .....	90
<i>Anas acuta</i> , Western Siberia/SW Asia & Eastern Africa .....	91
<i>Anas hottentota</i> , Eastern Africa (south to N Zambia).....	91
<i>Anas crecca crecca</i> , North-west Europe .....	92
<i>Anas crecca crecca</i> , W Siberia & NE Europe/Black Sea & Mediterranean.....	93
<i>Anas crecca crecca</i> , Western Siberia/SW Asia & NE Africa .....	93
<i>Marmaronetta angustirostris</i> , East Mediterranean .....	94
<i>Netta rufina</i> , South-west & Central Europe/West Mediterranean.....	94
<i>Netta rufina</i> , Black Sea & East Mediterranean.....	95
<i>Netta rufina</i> , Western & Central Asia/South-west Asia.....	95
<i>Netta erythrophthalma brunnea</i> , Southern & Eastern Africa .....	96
<i>Aythya ferina</i> , North-east Europe/North-west Europe.....	96
<i>Aythya ferina</i> , Central & NE Europe/Black Sea & Mediterranean .....	97
<i>Aythya ferina</i> , Western Siberia/South-west Asia.....	97
<i>Aythya fuligula</i> , North-west Europe (win) .....	98
<i>Aythya fuligula</i> , Central Europe, Black Sea & Mediterranean (win) .....	98
<i>Aythya fuligula</i> , Western Siberia/SW Asia & NE Africa .....	99
<i>Aythya marila marila</i> , Northern Europe/Western Europe .....	99
<i>Somateria mollissima mollissima</i> , Baltic, Denmark & Netherlands.....	100
<i>Polysticta stelleri</i> , Western Siberia/North-east Europe.....	100
<i>Melanitta nigra nigra</i> , W Siberia & N Europe/W Europe & NW Africa .....	101

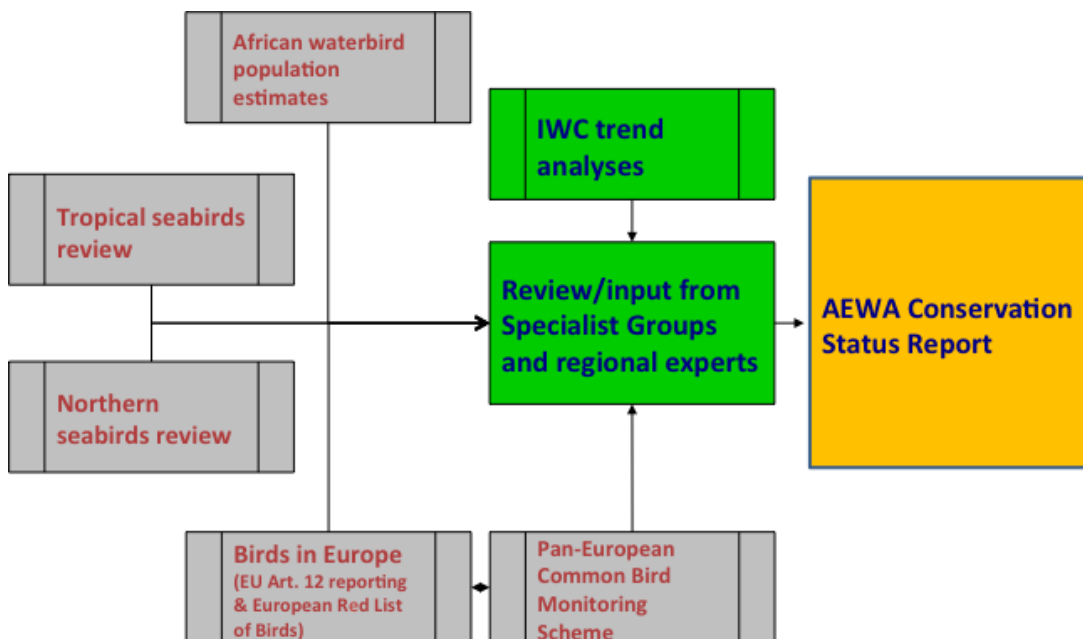
Bucephala clangula clangula, North-west & Central Europe (win) .....	101
Mergellus albellus, North-west & Central Europe (win) .....	102
Mergellus albellus, North-east Europe/Black Sea & East Mediterranean.....	102
Mergus serrator serrator, North-west & Central Europe (win) .....	103
Mergus serrator serrator, Western Siberia/South-west & Central Asia .....	103
Mergus merganser merganser, North-west & Central Europe (win) .....	104
Grus grus, North-west Europe/Iberia & Morocco .....	104
Grus grus, North-east & Central Europe/North Africa.....	105
Grus grus, Eastern Europe/Turkey, Middle East & NE Africa .....	105
Fulica cristata, Sub-Saharan Africa.....	106
Fulica atra atra, North-west Europe (win) .....	106
Fulica atra atra, Black Sea & Mediterranean (win).....	107
Fulica atra atra, South-west Asia (win).....	107
Haematopus moquini, Coastal Southern Africa .....	108
Haematopus ostralegus ostralegus, Europe/South & West Europe & NW Africa .....	108
Himantopus himantopus himantopus, SW Europe & North-west Africa/West Africa.....	109
Himantopus himantopus himantopus, Southern Africa ('meridionalis') .....	109
Recurvirostra avosetta, South Africa.....	110
Recurvirostra avosetta, Western Europe & North-west Africa (bre) .....	110
Recurvirostra avosetta, South-east Europe, Black Sea & Turkey (bre) .....	111
Recurvirostra avosetta, West & South-west Asia/Eastern Africa .....	111
Vanellus vanellus, Europe, W Asia/Europe, N Africa & SW Asia .....	112
Pluvialis apricaria apricaria, Britain, Ireland, Denmark, Germany & Baltic (bre) & altifrons, Iceland & Faroes/East Atlantic coast & altifrons, Northern Europe/Western Europe & NW Africa combined.....	112
Pluvialis squatarola, W Siberia & Canada/W Europe & W Africa .....	113
Charadrius hiaticula hiaticula, Northern Europe/Europe & North Africa .....	113
Charadrius dubius curonicus, West & South-west Asia/Eastern Africa .....	114
Charadrius pallidus pallidus, Southern Africa .....	114
Charadrius alexandrinus alexandrinus, West Europe & West Mediterranean/West Africa	115
Charadrius alexandrinus alexandrinus, Black Sea & East Mediterranean/Eastern Sahel....	115
Charadrius alexandrinus alexandrinus, SW & Central Asia/SW Asia & NE Africa .....	116
Limosa limosa islandica, Iceland/Western Europe .....	116
Limosa lapponica lapponica, Northern Europe/Western Europe.....	117
Limosa lapponica taymyrensis, Western Siberia/West & South-west Africa .....	117
Numenius phaeopus phaeopus, Northern Europe/West Africa.....	118
Numenius arquata arquata, Europe/Europe, North & West Africa.....	118
Numenius arquata orientalis, Western Siberia/SW Asia, E & S Africa .....	119
Tringa totanus ussuriensis, Western Asia/SW Asia, NE & Eastern Africa.....	120
Arenaria interpres interpres, Northern Europe/West Africa .....	121
Calidris canutus islandica, NE Canada & Greenland/Western Europe .....	121
Calidris alba, East Atlantic Europe, West & Southern Africa (win) .....	122
Calidris minuta, N Europe/S Europe, North & West Africa .....	122
Calidris ferruginea, Central Siberia/SW Asia, E & S Africa .....	123
Calidris alpina alpina, NE Europe & NW Siberia/W Europe & NW Africa .....	123
Calidris alpina centralis, Central Siberia/SW Asia & NE Africa .....	124
Larus dominicanus vetula, Coastal Southern Africa .....	125
Larus argentatus argentatus .....	125

Larus armenicus, Armenia, Eastern Turkey & NW Iran.....	126
Larus cirrocephalus poiocephalus, West Africa.....	126
Larus cirrocephalus poiocephalus, Central & Eastern Africa .....	127
Larus hartlaubii, Coastal South-west Africa .....	127
Larus ridibundus - W Europe/W Europe, W Mediterranean, West Africa .....	128
Larus ridibundus, East Europe/Black Sea & East Mediterranean .....	128
Larus ridibundus, West Asia/SW Asia & NE Africa .....	129
Larus genei, Black Sea & Mediterranean (bre).....	129
Larus genei, SW Asia .....	130
Larus minutus, W Asia/E Mediterranean, Black Sea & Caspian .....	131
Sterna caspia caspia, Caspian (bre) .....	131
Sterna caspia caspia, Southern Africa (bre) .....	132
Chlidonias hybridus sclateri, Eastern Africa (Kenya & Tanzania).....	132
Chlidonias hybridus sclateri, Southern Africa (Malawi & Zambia to South Africa).....	133
Rynchops flavirostris, Coastal West Africa & Central Africa .....	133
Rynchops flavirostris, Eastern & Southern Africa.....	134
<b>References.....</b>	<b>135</b>

## Introduction

The International Waterbird Census (IWC) is one of the largest global biodiversity monitoring scheme with more than 140 countries worldwide participating. The African-Eurasian Waterbird Census covers the 118 countries in the African-Eurasian flyway of which over 90 contribute to the scheme. The aim of the IWC is to support the conservation of waterbird species by estimating their population size, assessing the changes in their numbers and to identify key sites for them.

This report contains the results of the regular triennial trend analyses based on IWC counts. These analyses, together with other additional data, provide input into the AEWA Conservation Status Report (Figure 1), which forms the basis of adjusting Table 1 of the AEWA Action Plan that determines the management regime Contracting Parties to AEWA shall apply.



*Figure 1. Inputs into the AEWA Conservation Status Report*

It is important to emphasise that trend analyses based on IWC count data are only one of the many inputs considered when estimating the size of waterbird populations and the results are compared with other sources of information. Therefore, readers are advised to use this document only as a **background document** and should refer to the population size and trend estimates available through the Waterbird Population Estimates portal ([wpe.wetlands.org](http://wpe.wetlands.org)) instead of using the raw trend assessments published here.

## Materials and methods

The International Waterbird Scheme is a synchronised annual counting scheme implemented every January across the flyway and also in July in Africa. The scheme is coordinated by national organisations that together form the African-Eurasian Waterbird Monitoring Partnership. The scheme is most suitable for monitoring waterbird populations that congregate on inland wetlands or near-shore coastal areas during the time of counts and populations that are distinct from other conspecific population during this period. The scheme is less suitable to monitor populations that (partly) occur on offshore waters or farmland or rangeland habitats or which are dispersed during the time of counts. Good coverage of suitable habitats is essential to obtain reliable population size and trend estimates and the reliability of the results diminish where this is not the case as demonstrated in the trend graphs.

For this analysis we have extracted 1.8 million records from the International Waterbird Census database from the period of 1988 and 2012 for the species listed in Annex 2 of the African-Eurasian Waterbird Agreement and for which we considered the IWC data suitable to assess their status considering also the availability of other data sources (see TRIM column in Table 1).

Each site was allocated to the relevant waterbird populations using GIS overlay of the site locations with polygons of the population flyways, which are also available on the Critical Site Network Tool (<http://dev.unep-wcmc.org/csn/default.html#state=home>), and applying a set of exclusion rules in the overlap areas (see section on trend graphs).

Following this, the latest 5-year annual count totals was compared to the minimum of the population size estimate from the 5th edition of Waterbird Population Estimates and data were prepared for trend analysis only if the 5-year mean of the annual count total for the population has exceeded 10% of the minimum population estimate (see % column in Table 1). In some cases, when no alternative source of population trend estimates were available, exceptions were made from this rule.

For the populations that were retained for trend analysis, sites with less than two positive counts were excluded to avoid accounting for missing counts at sites with irregular occurrence of the population. If the number of sites exceeded 4,000 (the limit of the number of sites the TRIM software able to handle), we selected sites holding over 1% of the 1% threshold. This usually resulted in a negligible (less than 5%) reduction in the totals. If the number of sites remained over the 4,000 limit after the application of this rule (*Fulica atra atra*, NW Europe (non-bre) and *Anas platyrhynchos platyrhynchos*, NW Europe (non-bre)), we increased the number of visits with positive counts from 2 to 3 and so on until we got less than 4,000 sites.

As zero counts are conventionally not recorded, we applied a series of tests to decide whether the absence of the species in a count represents 0 or the species was likely to be present, but not counted, in which case we imputed for missing counts. We applied the procedure described in van Roomen et al. (2011).

Trend analyses were carried out using TRIM 3.54 through BirdSTATs v 2.03. We used time-effect models with overdispersion and temporal autocorrelation settings. After the first run, the ratio of real counts to the imputed total were assessed and the analysis was rerun for the period when majority of the years when real counts were more than 30% of the total.

According to the AEWA Resolution 5.7<sup>1</sup>, "A population in 'significant long-term decline' is one where the best available data, information or assessments indicate that it has declined by at least 25% in numbers or range over a period of 25 years or 7.5 generations, whichever is the longer or when similar decline can be predicted based on at least 10 years of the most recent data". The implication of this definition is that the trend classification produced by TRIM is incorrect in this context and the slope value should be compared to a value that is calculated based on the generation length (BirdLife International, 2014) using the following function:

$$D = e^{\frac{\ln(1-0.25)}{7.5*GL-1}}$$

Where:

D: the threshold for multiplicative annual rate of change that would qualify as significant long-term decline

GL: generation length in years

Classification of the trends otherwise followed the scheme described in Pannekoek and van Strien (2005). However, trend assessments presented in Table 2 were critically compared to other sources of information on population trend and bias in data collection was also considered when assessing the trend. These additional data and the final trend assessment can be found in the relevant population accounts under the CSR 6 draft<sup>2</sup> publication on the Waterbird Population Estimates portal<sup>3</sup>.

---

<sup>1</sup> <http://www.unep-aewa.org/en/document/adoption-amendments-and-new-guidance-interpretation-terms-used-context-table-1-aewa-action>

<sup>2</sup> After the consultation period the name of the publication will change to CSR6.

<sup>3</sup> [wpe.wetlands.org](http://wpe.wetlands.org)



**Table 1 List of populations and outcome of trend analysis**

Population Name	TRIM <sup>4</sup>	% <sup>5</sup>	Number of years <sup>6</sup>	In report <sup>7</sup>	Comments
Spheniscus demersus, Southern Africa	-	n.a.	n.a.	-	Breeding data
Gavia stellata, North-west Europe (win)	+	2%	n.a.	-	
Gavia stellata, Caspian, Black Sea & East Mediterranean (win)	+	?	n.a.	-	An average of 35 individuals
Gavia arctica arctica, Northern Europe & Western Siberia/Europe	+	0%	n.a.	-	
Gavia arctica suschkini, Central Siberia/Caspian	+	?	n.a.	-	An average of 17 individuals
Gavia immer, Europe (win)	+	17%	-	+	
Gavia adamsii, Northern Europe (win)	-	-	-	-	Very rarely seen in the region
Tachybaptus ruficollis ruficollis, Europe & North-west Africa	+	20%	2	+	
Podiceps grisegena grisegena, North-west Europe (win)	+	0%	n.a.	-	
Podiceps grisegena grisegena, Black Sea & Mediterranean (win)	+	0%	n.a.	-	
Podiceps grisegena grisegena, Caspian (win)	+	1%	n.a.	-	
Podiceps cristatus cristatus, North-west & Western Europe	+	49%	0	+	
Podiceps cristatus cristatus, Black Sea & Mediterranean (win)	+	8%	n.a.	-	
Podiceps cristatus cristatus, Caspian & South-west Asia (win)	+	90%	13	+	
Podiceps cristatus infuscatus, Eastern Africa (Ethiopia to N Zambia)	+	?	9	+	On average, 201 individuals counted annually

<sup>4</sup> Population selected for TRIM analysis based on when the population can be separated from other populations, its distribution pattern and habitat use that determines the utility of the core IWC counts to estimate population size and trend.

<sup>5</sup> Five year count total in proportion of the minimum population estimate. ? indicate populations where the minimum population estimate is 1.

<sup>6</sup> Number of years the proportion of real counts was less than 30%, i.e. more than 70% of the totals were imputed.

<sup>7</sup> Indicates whether a trend analysis for the population is included in this report.

Population Name	TRIM <sup>4</sup>	% <sup>5</sup>	Number of years <sup>6</sup>	In report <sup>7</sup>	Comments
Podiceps cristatus infuscatus, Southern Africa	+	?	10	+	
Podiceps auritus auritus, North-west Europe (large-billed)	+	7%	n.a.	-	
Podiceps auritus auritus, North-east Europe (small-billed)	+	5%	n.a.	-	
Podiceps auritus auritus, Caspian & South Asia (win)	+	1%	n.a.	-	
Podiceps nigricollis nigricollis, Europe/South & West Europe & North Africa	+	27%	2	+	
Podiceps nigricollis nigricollis, Western Asia/South-west & South Asia	+	29%	16	+	
Podiceps nigricollis gurneyi, Southern Africa	+	74%	2	+	
Phaethon aetheras aetheras, South Atlantic	-	n.a.	n.a.	-	Breeding data
Phaethon aetheras indicus, Persian Gulf, Gulf of Aden, Red Sea	-	n.a.	n.a.	-	Breeding data
Phaethon rubricauda rubricauda, Indian Ocean	-	n.a.	n.a.	-	Breeding data
Phaethon lepturus lepturus, Persian Gulf, Gulf of Aden, Red Sea	-	n.a.	n.a.	-	Breeding data
Pelecanus onocrotalus, Southern Africa	+	23%	5	+	
Pelecanus onocrotalus, West Africa	+	19%	3	+	
Pelecanus onocrotalus, Eastern Africa	+	26%	0	+	
Pelecanus onocrotalus, Europe & Western Asia (bre)	-	n.a.	n.a.	-	Breeding data
Pelecanus rufescens, Tropical Africa & SW Arabia	+	14%	16	+	
Pelecanus crispus, Black Sea & Mediterranean (win)	-	n.a.	n.a.	-	Breeding data
Pelecanus crispus, South-west Asia & South Asia (win)	+	75%	20	+	
Sula (Morus) bassana, North Atlantic	-	n.a.	n.a.	-	Breeding data
Sula (Morus) capensis, Southern Africa	-	n.a.	n.a.	-	Breeding data

Population Name	TRIM <sup>4</sup>	% <sup>5</sup>	Number of years <sup>6</sup>	In report <sup>7</sup>	Comments
<i>Sula dactylatra melanops</i> , W Indian Ocean	-	n.a.	n.a.	-	Breeding data
<i>Phalacrocorax carbo carbo</i> , North-west Europe	+	12%	1	+	
<i>Phalacrocorax carbo sinensis</i> , Northern & Central Europe	+	31%	0	+	
<i>Phalacrocorax carbo sinensis</i> , Black Sea & Mediterranean	+	49%	4	+	
<i>Phalacrocorax carbo sinensis</i> , West & South-west Asia	+	69%	13	+	
<i>Phalacrocorax carbo lucidus</i> , Coastal West Africa	+	21%	17	+	
<i>Phalacrocorax carbo lucidus</i> , Central & Eastern Africa	+	4%	n.a.	-	
<i>Phalacrocorax carbo lucidus</i> , Coastal Southern Africa	+	75%	4	+	
<i>Phalacrocorax capensis</i> , Coastal Southern Africa	-	n.a.	n.a.	-	Breeding data
<i>Phalacrocorax nigrogularis</i> , Arabian Coast	-	n.a.	n.a.	-	Breeding data
<i>Phalacrocorax nigrogularis</i> , Gulf of Aden, Socotra, Arabian Sea	-	n.a.	n.a.	-	Breeding data
<i>Phalacrocorax neglectus</i> , Coastal South-west Africa	+	1%	n.a.	-	
<i>Phalacrocorax coronatus</i> , Coastal South-west Africa	+	3%	n.a.	-	
<i>Phalacrocorax pygmeus</i> , Black Sea & Mediterranean	+	100%	6	+	
<i>Phalacrocorax pygmeus</i> , South-west Asia	+	54%	17	+	
<i>Fregata minor aldabrensis</i> , W Indian Ocean	-	n.a.	n.a.	-	Breeding data
<i>Fregata ariel iredalei</i> , W Indian Ocean	-	n.a.	n.a.	-	Breeding data
<i>Ardea cinerea cinerea</i> , Sub-Saharan Africa	+	4%	13	+	
<i>Ardea cinerea cinerea</i> , Northern & Western Europe	-	n.a.	n.a.	-	Breeding data
<i>Ardea cinerea cinerea</i> , Central & Eastern Europe	-	n.a.	n.a.	-	Breeding data
<i>Ardea cinerea cinerea</i> , West & South-west Asia (bre)	+	26%	12	+	
<i>Casmerodius albus albus</i> , W, C & SE Europe/Black Sea & Mediterranean	-	n.a.	n.a.	-	Breeding data
<i>Casmerodius albus albus</i> , Western Asia/South-west Asia	+	24%	15	+	

Population Name	TRIM <sup>4</sup>	% <sup>5</sup>	Number of years <sup>6</sup>	In report <sup>7</sup>	Comments
Casmerodius albus melanorhynchos, Sub-Saharan Africa & Madagascar	+	6%	n.a.	-	
Mesophoyx intermedia brachyrhyncha, Sub-Saharan Africa	+	4%	n.a.	-	
Ardea melanocephala, Sub-Saharan Africa	+	1%	n.a.	-	
Ardea purpurea purpurea, Tropical Africa	+	3%	20	+	
Ardea purpurea purpurea, West Europe & West Mediterranean/West Africa	-	n.a.	n.a.	-	Breeding data
Ardea purpurea purpurea, East Europe & South-west Asia/Sub-Saharan Africa	-	n.a.	n.a.	-	Breeding data
Bubulcus ibis ibis, Southern Africa	+	15%	10	+	
Bubulcus ibis ibis, Tropical Africa	+	3%	20	+	
Bubulcus ibis ibis, South-west Europe	-	n.a.	n.a.	-	Breeding data
Bubulcus ibis ibis, North-west Africa	+	1%	n.a.	-	
Bubulcus ibis ibis, East Mediterranean & South-west Asia	-	n.a.	n.a.	-	Breeding data
Ardeola ralloides ralloides, SW Europe, NW Africa (bre)	-	n.a.	n.a.	-	Breeding data
Ardeola ralloides ralloides, C & E Europe/Black Sea & E Mediterranean (bre)	-	n.a.	n.a.	-	Breeding data
Ardeola ralloides ralloides, West & South-west Asia/Sub-Saharan Africa	+	0%	n.a.	-	
Ardeola ralloides paludivaga, Sub-Saharan Africa & Madagascar	+	0%	19	+	
Ardeola idea, Madagascar & Aldabra/Central & Eastern Africa	+	0%	n.a.	-	
Ardeola rufiventris, Tropical Eastern & Southern Africa	+	0%	n.a.	-	
Egretta vinaceigula, South-central Africa	+	1%	n.a.	-	
Egretta ardesiaca, Sub-Saharan Africa	+	4%	n.a.	-	
Egretta garzetta garzetta, Sub-Saharan Africa	+	2%	18	+	
Egretta garzetta garzetta, Western Europe, NW Africa	-	n.a.	n.a.	-	Breeding data

Population Name	TRIM <sup>4</sup>	% <sup>5</sup>	Number of years <sup>6</sup>	In report <sup>7</sup>	Comments
Egretta garzetta garzetta, Central & E Europe, Black Sea, E Mediterranean	-	n.a.	n.a.	-	Breeding data
Egretta garzetta garzetta, Western Asia/SW Asia, NE & Eastern Africa	+	18%	14	+	
Egretta gularis gularis, West Africa	+	18%	17	+	
Egretta gularis schistacea, North-east Africa & Red Sea	+	0%	n.a.	-	
Egretta gularis schistacea, South-west Asia & South Asia	+	8%	n.a.	-	
Egretta dimorpha, E African coast	+	1%	n.a.	-	
Nycticorax nycticorax nycticorax, Sub-Saharan Africa & Madagascar	-	n.a.	n.a.	-	
Nycticorax nycticorax nycticorax, W Europe, NW Africa (bre)	-	n.a.	n.a.	-	Breeding data
Nycticorax nycticorax nycticorax, C & E Europe/Black Sea & E Mediterranean (bre)	-	n.a.	n.a.	-	Breeding data
Nycticorax nycticorax nycticorax, Western Asia/SW Asia & NE Africa	+	3%	n.a.	-	
Botaurus stellaris stellaris, W Europe, NW Africa (bre)	-	n.a.	n.a.	-	Breeding data
Botaurus stellaris stellaris, C & E Europe, Black Sea & E Mediterranean (bre)	-	n.a.	n.a.	-	Breeding data
Botaurus stellaris stellaris, South-west Asia (win)	-	n.a.	n.a.	-	Elusive
Botaurus stellaris capensis, Southern Africa	-	n.a.	n.a.	-	
Ixobrychus minutus minutus, W Europe, NW Africa/Subsaharan Africa	-	n.a.	n.a.	-	Breeding data
Ixobrychus minutus minutus, C & E Europe, Black Sea & E Mediterranean/Subsaharan Africa	-	n.a.	n.a.	-	Breeding data
Ixobrychus minutus minutus, West & South-west Asia/Sub-Saharan Africa	-	n.a.	n.a.	-	Elusive
Ixobrychus minutus payesii, Sub-Saharan Africa	+	0%	n.a.	-	
Ixobrychus sturmii, Sub-Saharan Africa	+	0%	n.a.	-	
Mycteria ibis, Sub-Saharan Africa (excluding Madagascar)	+	4%	n.a.	-	

Population Name	TRIM <sup>4</sup>	% <sup>5</sup>	Number of years <sup>6</sup>	In report <sup>7</sup>	Comments
Anastomus lamelligerus lamelligerus, Sub-Saharan Africa	+	1%	n.a.	-	
Ciconia nigra, Southern Africa	-	n.a.	n.a.	-	Breeding data
Ciconia nigra, South-west Europe/West Africa	-	n.a.	n.a.	-	Breeding data
Ciconia nigra, Central & Eastern Europe/Sub-Saharan Africa	-	n.a.	n.a.	-	Breeding data
Ciconia abdimii, Sub-Saharan Africa & SW Arabia	+	0%	n.a.	-	
Ciconia episcopus microscelis, Sub-Saharan Africa	+	2%	n.a.	-	
Ciconia ciconia ciconia, Southern Africa	+	?	19	-	
Ciconia ciconia ciconia, Iberia & North-west Africa/Sub-Saharan Africa	-	n.a.	n.a.	-	Breeding data
Ciconia ciconia ciconia, Central & Eastern Europe/Sub-Saharan Africa	-	n.a.	n.a.	-	Breeding data
Ciconia ciconia ciconia, Western Asia/South-west Asia	+	8%	-	-	
Leptoptilos crumeniferus, Sub-Saharan Africa	+	1%	-	-	
Balaeniceps rex, Central Tropical Africa	-	n.a.	n.a.	-	Breeding data
Threskiornis aethiopicus aethiopicus, Sub-Saharan Africa	+	7%	n.a.	-	
Threskiornis aethiopicus aethiopicus, Iraq & Iran	+	9%	n.a.	-	
Geronticus eremita, Morocco	-	n.a.	n.a.	-	Breeding data
Geronticus eremita, South-west Asia	-	n.a.	n.a.	-	Breeding data
Plegadis falcinellus falcinellus, Sub-Saharan Africa (bre)	+	5%	14	+	
Plegadis falcinellus falcinellus, Black Sea & Mediterranean/West Africa	-	n.a.	n.a.	-	Breeding data
Plegadis falcinellus falcinellus, South-west Asia/Eastern Africa	+	0%	n.a.	-	
Platalea leucorodia leucorodia, West Europe/West Mediterranean & West Africa	-	n.a.	n.a.	-	Breeding data
Platalea leucorodia leucorodia, Cent. & SE Europe/Mediterranean & Tropical Africa	-	n.a.	n.a.	-	Breeding data
Platalea leucorodia archeri, Red Sea & Somalia	+	1%	n.a.	-	
Platalea leucorodia balsaci, Coastal West Africa	-	n.a.	n.a.	-	Breeding data

Population Name	TRIM <sup>4</sup>	% <sup>5</sup>	Number of years <sup>6</sup>	In report <sup>7</sup>	Comments
(Mauritania)					
Platalea leucorodia major, Western Asia/South-west & South Asia	-	n.a.	n.a.	-	Breeding data
Platalea alba, Sub-Saharan Africa	+	45%	10	+	
Phoenicopterus roseus, West Africa	+	33%	20	+	
Phoenicopterus roseus, Eastern Africa	+	67%	15	+	
Phoenicopterus roseus, Southern Africa (to Madagascar)	+	100%	8	+	
Phoenicopterus roseus, West Mediterranean	-	n.a.	n.a.	-	Breeding data
Phoenicopterus roseus, East Mediterranean	-	n.a.	n.a.	-	Breeding data
Phoenicopterus roseus, South-west & South Asia	+	1%	n.a.	-	
Phoeniconaias minor, West Africa	+	65%	13	+	
Phoeniconaias minor, Eastern Africa	+	57%	16	+	
Phoeniconaias minor, Southern Africa (to Madagascar)	+	100%	11	+	
Dendrocygna bicolor, West Africa (Senegal to Chad)	+	30%	15	+	
Dendrocygna bicolor, Eastern & Southern Africa	+	3%	n.a.	-	
Dendrocygna viduata, West Africa (Senegal to Chad)	+	12%	20	+	
Dendrocygna viduata, Eastern & Southern Africa	+	5%	n.a.	-	
Thalassornis leuconotus leuconotus, West Africa	+	0%	n.a.	-	
Thalassornis leuconotus leuconotus, Eastern & Southern Africa	+	0%	n.a.	-	
Cygnus olor, North-west Mainland & Central Europe	+	59%	0	+	
Cygnus olor, Black Sea	+	9%	n.a.	-	
Cygnus olor, West & Central Asia/Caspian	+	4%	n.a.	-	
Cygnus cygnus, Iceland/UK & Ireland	-	n.a.	n.a.	-	Specialised scheme
Cygnus cygnus, North-west Mainland Europe	+	50%	0	+	
Cygnus cygnus, N Europe & W Siberia/Black Sea & E Mediterranean	+	24%	12	+	
Cygnus cygnus, West & Central Siberia/Caspian	+	26%	25	-	

Population Name	TRIM <sup>4</sup>	% <sup>5</sup>	Number of years <sup>6</sup>	In report <sup>7</sup>	Comments
Cygnus columbianus bewickii, Western Siberia & NE Europe/North-west Europe	+	55%	0	+	
Cygnus columbianus bewickii, Northern Siberia/Caspian	-	n.a.	n.a.	-	Low numbers
Anser fabalis fabalis, North-east Europe/North-west Europe	-	n.a.	n.a.	-	Specialised scheme
Anser fabalis johanseni, West & Central Siberia/Turkmenistan to W China	+	0%	n.a.	-	
Anser fabalis rossicus, West & Central Siberia/NE & SW Europe <sup>‡</sup>	-	n.a.	n.a.	-	Specialised scheme
Anser brachyrhynchus, East Greenland & Iceland/UK	-	n.a.	n.a.	-	Specialised scheme
Anser brachyrhynchus, Svalbard/North-west Europe	-	n.a.	n.a.	-	Specialised scheme
Anser albifrons albifrons, NW Siberia & NE Europe/North-west Europe	+	70%	0	+	
Anser albifrons albifrons, Western Siberia/Central Europe	+	100%	1	+	
Anser albifrons albifrons, Western Siberia/Black Sea & Turkey	+	63%	15	-	
Anser albifrons albifrons, Northern Siberia/Caspian & Iraq	+	21%	17	-	
Anser albifrons flavirostris, Greenland/Ireland & UK	-	n.a.	n.a.	-	Specialised scheme
Anser erythropus, N Europe & W Siberia/Black Sea & Caspian <sup>‡</sup>	-	n.a.	n.a.	-	Specialised scheme
Anser anser anser, Iceland/UK & Ireland	-	n.a.	n.a.	-	Specialised scheme
Anser anser anser, NW Europe/South-west Europe	+	80%	0	+	
Anser anser anser, Central Europe/North Africa	+	85%	1	+	
Anser anser rubrirostris, Black Sea & Turkey	+	7%	-	-	
Anser anser rubrirostris, Western Siberia/Caspian & Iraq	+	72%	18	+	
Branta leucopsis, East Greenland/Scotland & Ireland	-	n.a.	n.a.	-	Specialised scheme
Branta leucopsis, Svalbard/South-west Scotland	-	n.a.	n.a.	-	Specialised scheme
Branta leucopsis, Russia/Germany & Netherlands	+	71%	0	+	



Population Name	TRIM <sup>4</sup>	% <sup>5</sup>	Number of years <sup>6</sup>	In report <sup>7</sup>	Comments
Branta bernicla bernicla, Western Siberia/Western Europe	-	n.a.	n.a.	-	Specialised scheme
Branta bernicla hrota, Svalbard/Denmark & UK	-	n.a.	n.a.	-	Specialised scheme
Branta bernicla hrota, Canada & Greenland/Ireland	-	n.a.	n.a.	-	Specialised scheme
Branta ruficollis, Northern Siberia/Black Sea & Caspian	-	n.a.	n.a.	-	Specialised scheme
Alopochen aegyptiacus, West Africa	+	5%	n.a.	-	
Alopochen aegyptiacus, Eastern & Southern Africa	+	28%	6	+	
Tadorna ferruginea, North-west Africa	+	98%	10	-	
Tadorna ferruginea, East Mediterranean & Black Sea/North-east Africa	+	30%	14	+	
Tadorna ferruginea, Western Asia & Caspian/Iran & Iraq	+	24%	12	+	
Tadorna cana, Southern Africa	+	13%	5	+	
Tadorna tadorna, North-west Europe	+	76%	0	+	
Tadorna tadorna, Black Sea & Mediterranean	+	56%	8	+	
Tadorna tadorna, Western Asia/Caspian & Middle East	+	40%	9	+	
Plectropterus gambensis gambensis, West Africa	+	28%	19	+	
Plectropterus gambensis gambensis, Eastern Africa (Sudan to Zambia)	+	1%	n.a.	-	
Plectropterus gambensis niger, Southern Africa	+	20%	9	+	
Sarkidiornis melanotos melanotos, West Africa	+	34%	20	+	
Sarkidiornis melanotos melanotos, Southern & Eastern Africa	+	2%	n.a.	-	
Nettapus auritus, West Africa	+	?	12	-	
Nettapus auritus, Southern & Eastern Africa	+	0%	n.a.	-	
Anas penelope, Western Siberia & NE Europe/NW Europe	+	74%	0	+	
Anas penelope, W Siberia & NE Europe/Black Sea & Mediterranean	+	100%	0	+	
Anas penelope, Western Siberia/SW Asia & NE Africa	+	24%	13	+	

Population Name	TRIM <sup>4</sup>	% <sup>5</sup>	Number of years <sup>6</sup>	In report <sup>7</sup>	Comments
Anas strepera strepera, North-west Europe	+	100%	0	+	
Anas strepera strepera, North-east Europe/Black Sea & Mediterranean	+	92%	0	+	
Anas strepera strepera, Western Siberia/SW Asia & NE Africa	+	49%	4	+	
Anas crecca crecca, North-west Europe	+	60%	0	+	
Anas crecca crecca, W Siberia & NE Europe/Black Sea & Mediterranean	+	55%	0	+	
Anas crecca crecca, Western Siberia/SW Asia & NE Africa	+	21%	11	+	
Anas capensis, Eastern Africa (Rift Valley)	+	25%	10	+	
Anas capensis, Lake Chad basin	+	0%	n.a.	-	
Anas capensis, Southern Africa (N to Angola & Zambia)	+	6%	n.a.	-	
Anas platyrhynchos platyrhynchos, North-west Europe	+	21%	0	+	
Anas platyrhynchos platyrhynchos, Northern Europe/West Mediterranean	+	98%	0	+	
Anas platyrhynchos platyrhynchos, Eastern Europe/Black Sea & East Mediterranean	+	17%	15	+	
Anas platyrhynchos platyrhynchos, Western Siberia/South-west Asia	+	42%	16	+	
Anas undulata undulata, Southern Africa	+	9%	n.a.	-	
Anas acuta, North-west Europe	+	100%	0	+	
Anas acuta, W Siberia, NE & E Europe/S Europe & West Africa	+	18%	6	+	
Anas acuta, Western Siberia/SW Asia & Eastern Africa	+	10%	17	+	
Anas erythrorhyncha, Southern Africa	+	1%	n.a.	-	
Anas erythrorhyncha, Eastern Africa	+	1%	n.a.	-	
Anas erythrorhyncha, Madagascar	+	1%	n.a.	-	
Anas hottentota, Lake Chad Basin	+	0%	n.a.	-	
Anas hottentota, Eastern Africa (south to N Zambia)	+	100%	20	+	

Population Name	TRIM <sup>4</sup>	% <sup>5</sup>	Number of years <sup>6</sup>	In report <sup>7</sup>	Comments
Anas hottentota, Southern Africa (north to S Zambia)	+	3%	n.a.	-	
Anas querquedula, Western Siberia & Europe/West Africa	+	11%	23	+	
Anas querquedula, Western Siberia/SW Asia, NE & Eastern Africa	+	3%	n.a.	-	
Anas clypeata, North-west & Central Europe (win)	+	96%	0	+	
Anas clypeata, W Siberia, NE & E Europe/S Europe & West Africa	+	58%	5	+	
Anas clypeata, W Siberia/SW Asia, NE & Eastern Africa	+	16%	13	+	
Marmaronetta angustirostris, West Mediterranean/West Medit. & West Africa	+	66%	14	-	
Marmaronetta angustirostris, East Mediterranean	+	11%	4	+	
Marmaronetta angustirostris, South-west Asia	+	10%	23	-	
Netta rufina, South-west & Central Europe/West Mediterranean	+	84%	0	+	
Netta rufina, Black Sea & East Mediterranean	+	75%	15	+	
Netta rufina, Western & Central Asia/South-west Asia	+	54%	16	+	
Netta erythrophthalma brunnea, Southern & Eastern Africa	+	14%	7	+	
Aythya ferina, North-east Europe/North-west Europe	+	50%	0	+	
Aythya ferina, Central & NE Europe/Black Sea & Mediterranean	+	41%	0	+	
Aythya ferina, Western Siberia/South-west Asia	+	48%	13	+	
Aythya nyroca, West Mediterranean/North & West Africa	+	1%	n.a.	-	
Aythya nyroca, Eastern Europe/E Mediterranean & Sahelian Africa	+	9%	n.a.	-	
Aythya nyroca, Western Asia/SW Asia & NE Africa	+	7%	n.a.	-	
Aythya fuligula, North-west Europe (win)	+	63%	0	+	
Aythya fuligula, Central Europe, Black Sea &	+	48%	0	+	

Population Name	TRIM <sup>4</sup>	% <sup>5</sup>	Number of years <sup>6</sup>	In report <sup>7</sup>	Comments
Mediterranean (win)					
<i>Aythya fuligula</i> , Western Siberia/SW Asia & NE Africa	+	28%	19	-	
<i>Aythya marila marila</i> , Northern Europe/Western Europe	+	38%	0	+	
<i>Aythya marila marila</i> , Western Siberia/Black Sea & Caspian	+	11%	25	-	
<i>Somateria mollissima mollissima</i> , Baltic, Denmark & Netherlands	+	24%	0	+	
<i>Somateria mollissima mollissima</i> , Norway & Russia	+	6%	n.a.	-	
<i>Somateria mollissima borealis</i> , Svalbard & Franz Joseph (bre)	+	0%	n.a.	-	
<i>Somateria spectabilis</i> , East Greenland, NE Europe & Western Siberia	+	1%	n.a.	-	
<i>Polysticta stelleri</i> , Western Siberia/North-east Europe	+	24%	4	+	
<i>Clangula hyemalis</i> , Iceland & Greenland	+	3%	n.a.	-	
<i>Clangula hyemalis</i> , Western Siberia/North Europe	+	4%	n.a.	-	
<i>Melanitta nigra nigra</i> , W Siberia & N Europe/W Europe & NW Africa	+	16%	0	+	
<i>Melanitta fusca fusca</i> , Western Siberia & Northern Europe/NW Europe	+	2%	n.a.	-	
<i>Melanitta fusca fusca</i> , Black Sea & Caspian	+	2%	n.a.	-	
<i>Bucephala clangula clangula</i> , North-west & Central Europe (win)	+	17%	0	+	
<i>Bucephala clangula clangula</i> , North-east Europe/Adriatic	+	8%	n.a.	-	
<i>Bucephala clangula clangula</i> , Western Siberia & North-east Europe/Black Sea	+	7%	n.a.	-	
<i>Bucephala clangula clangula</i> , Western Siberia/Caspian	+	4%	n.a.	-	
<i>Mergellus albellus</i> , North-west & Central Europe (win)	+	34%	0	+	
<i>Mergellus albellus</i> , North-east Europe/Black Sea & East Mediterranean	+	23%	15	+	
<i>Mergellus albellus</i> , Western Siberia/South-west Asia	+	5%	n.a.	-	

Population Name	TRIM <sup>4</sup>	% <sup>5</sup>	Number of years <sup>6</sup>	In report <sup>7</sup>	Comments
<i>Mergus serrator serrator</i> , North-west & Central Europe (win)	+	17%	0	+	
<i>Mergus serrator serrator</i> , North-east Europe/Black Sea & Mediterranean	+	1%	n.a.	-	
<i>Mergus serrator serrator</i> , Western Siberia/South-west & Central Asia	+	?	14	+	
<i>Mergus merganser merganser</i> , North-west & Central Europe (win)	+	24%	0	+	
<i>Mergus merganser merganser</i> , North-east Europe/Black Sea	+	4%	n.a.	-	
<i>Mergus merganser merganser</i> , Western Siberia/Caspian	+	5%	n.a.	-	
<i>Oxyura leucocephala</i> , West Mediterranean (Spain & Morocco)	+	53%	5	+	
<i>Oxyura leucocephala</i> , Algeria & Tunisia	+	56%	9	+	
<i>Oxyura leucocephala</i> , East Mediterranean, Turkey & South-west Asia	+	100%	12	+	
<i>Oxyura maccoa</i> , Eastern Africa	+	-	9	+	
<i>Oxyura maccoa</i> , Southern Africa	(+)	15%	11	+	
<i>Balearica regulorum regulorum</i> , Southern Africa (N to Angola & S Zimbabwe)	+	1%	n.a.	-	
<i>Balearica regulorum gibbericeps</i> , Eastern Africa (Kenya to Mozambique)	+	0%	n.a.	-	
<i>Balearica pavonina pavonina</i> , West Africa (Senegal to Chad)	+	6%	n.a.	-	
<i>Balearica pavonina ceciliae</i> , Eastern Africa (Sudan to Uganda)	+	1%	n.a.	-	
<i>Grus virgo</i> , Black Sea (Ukraine)/North-east Africa	-	n.a.	n.a.	-	Breeding data
<i>Grus virgo</i> , Turkey (bre)	-	n.a.	n.a.	-	Breeding data
<i>Grus virgo</i> , Kalmykia/North-east Africa	-	n.a.	n.a.	-	Breeding data
<i>Grus paradisea</i> , Extreme Southern Africa	-	n.a.	n.a.	-	Specialised scheme
<i>Grus carunculatus</i> , Central & Southern Africa	-	n.a.	n.a.	-	Specialised scheme

Population Name	TRIM <sup>4</sup>	% <sup>5</sup>	Number of years <sup>6</sup>	In report <sup>7</sup>	Comments
<i>Grus leucogeranus</i> , Iran (win)	-	n.a.	n.a.	-	Specialised scheme
<i>Grus grus</i> , North-west Europe/Iberia & Morocco	+	34%	4	+	
<i>Grus grus</i> , North-east & Central Europe/North Africa	+	12%	12	+	
<i>Grus grus</i> , Eastern Europe/Turkey, Middle East & NE Africa	+	48%	11	+	
<i>Grus grus</i> , Turkey & Georgia (bre)	-	n.a.	n.a.	-	Breeding data
<i>Grus grus</i> , Western Siberia/South Asia	+	14%	20	-	
<i>Sarothrura elegans elegans</i> , NE, Eastern & Southern Africa	-	n.a.	n.a.	-	
<i>Sarothrura elegans reichenovi</i> , S West Africa to Central Africa	-	n.a.	n.a.	-	Elusive species
<i>Sarothrura boehmi</i> , Central Africa	-	n.a.	n.a.	-	Elusive species
<i>Sarothrura ayresi</i> , Ethiopia	-	n.a.	n.a.	-	Elusive species
<i>Sarothrura ayresi</i> , Southern Africa	-	n.a.	n.a.	-	Elusive species
<i>Rallus aquaticus aquaticus</i> , Europe & North Africa	-	n.a.	n.a.	-	Elusive species
<i>Rallus aquaticus korejewi</i> , Western Siberia/South-west Asia	-	n.a.	n.a.	-	Elusive species
<i>Rallus caerulescens</i> , Southern & Eastern Africa	-	n.a.	n.a.	-	Elusive species
<i>Crecopsis egregia</i> , Sub-Saharan Africa	-	n.a.	n.a.	-	Elusive species
<i>Crex crex</i> , Europe & Western Asia/Sub-Saharan Africa	-	n.a.	n.a.	-	Elusive species
<i>Amaurornis flavirostris</i> , Sub-Saharan Africa	-	n.a.	n.a.	-	Elusive species
<i>Porzana parva parva</i> , Western Eurasia/Africa	-	n.a.	n.a.	-	Elusive species
<i>Porzana pusilla intermedia</i> , Europe (bre)	-	n.a.	n.a.	-	Elusive species
<i>Porzana porzana</i> , Europe/Africa	-	n.a.	n.a.	-	Elusive species
<i>Aenigmatolimnas marginalis</i> , Sub-Saharan Africa	-	n.a.	n.a.	-	Elusive species
<i>Porphyrio alleni</i> , Sub-Saharan Africa	-	n.a.	n.a.	-	Known low coverage
<i>Gallinula chloropus chloropus</i> , Europe & North Africa	+	2%	n.a.	-	
<i>Gallinula chloropus chloropus</i> , West & South-west Asia	+	3%	n.a.	-	
<i>Gallinula angulata</i> , Sub-Saharan Africa	-	n.a.	n.a.	-	Known low coverage
<i>Fulica cristata</i> , Spain & Morocco	-	2%	n.a.	-	
<i>Fulica cristata</i> , Sub-Saharan Africa	+	100%	20	+	

Population Name	TRIM <sup>4</sup>	% <sup>5</sup>	Number of years <sup>6</sup>	In report <sup>7</sup>	Comments
<i>Fulica atra atra</i> , North-west Europe (win)	+	48%	0	+	
<i>Fulica atra atra</i> , Black Sea & Mediterranean (win)	+	46%	2	+	
<i>Fulica atra atra</i> , South-west Asia (win)	+	43%	11	+	
<i>Dromas ardeola</i> , North-west Indian Ocean, Red Sea & Gulf	+	8%	n.a.	-	
<i>Haematopus moquini</i> , Coastal Southern Africa	+	10%	9	+	
<i>Haematopus ostralegus ostralegus</i> , Europe/South & West Europe & NW Africa	+	72%	0	+	
<i>Haematopus ostralegus longipes</i> , SE Eur & W Asia/SW Asia & NE Africa	+	3%	n.a.	-	
<i>Himantopus himantopus himantopus</i> , Sub-Saharan Africa (excluding south)	+	4%	n.a.	-	
<i>Himantopus himantopus himantopus</i> , Southern Africa ('meridionalis')	+	29%	8	+	
<i>Himantopus himantopus himantopus</i> , SW Europe & North-west Africa/West Africa	+	16%	5	+	
<i>Himantopus himantopus himantopus</i> , Central Europe & E Mediterranean/N-Central Africa	+	3%	n.a.	-	
<i>Himantopus himantopus himantopus</i> , W, C & SW Asia/SW Asia & NE Africa	+	9%	n.a.	-	
<i>Recurvirostra avosetta</i> , Southern Africa	+	68%	1	+	
<i>Recurvirostra avosetta</i> , Eastern Africa	+	17%	16	-	
<i>Recurvirostra avosetta</i> , Western Europe & North-west Africa (bre)	+	65%	1	+	
<i>Recurvirostra avosetta</i> , South-east Europe, Black Sea & Turkey (bre)	+	41%	3	+	
<i>Recurvirostra avosetta</i> , West & South-west Asia/Eastern Africa	(+)	57%	13	+	
<i>Burhinus senegalensis senegalensis</i> , West Africa	-	n.a.	n.a.	-	Known low coverage
<i>Burhinus senegalensis inornatus</i> , North-east & Eastern Africa	-	n.a.	n.a.	-	Known low coverage

Population Name	TRIM <sup>4</sup>	% <sup>5</sup>	Number of years <sup>6</sup>	In report <sup>7</sup>	Comments
<i>Pluvianus aegyptius aegyptius</i> , West Africa	-	n.a.	n.a.	-	Known low coverage
<i>Pluvianus aegyptius aegyptius</i> , Eastern Africa	-	n.a.	n.a.	-	Known low coverage
<i>Pluvianus aegyptius aegyptius</i> , Lower Congo Basin	-	n.a.	n.a.	-	Known low coverage
<i>Glareola pratincola pratincola</i> , Western Europe & NW Africa/West Africa	-	n.a.	n.a.	-	Breeding data
<i>Glareola pratincola pratincola</i> , Black Sea & E Mediterranean/Eastern Sahel zone	-	n.a.	n.a.	-	Breeding data
<i>Glareola pratincola pratincola</i> , SW Asia/SW Asia & NE Africa	-	n.a.	n.a.	-	Breeding data
<i>Glareola nordmanni</i> , SE Europe & Western Asia/Southern Africa	-	n.a.	n.a.	-	Breeding data
<i>Glareola ocularis</i> , Madagascar/East Africa	+	0%	n.a.	-	
<i>Glareola nuchalis nuchalis</i> , Eastern & Central Africa	+	0%	n.a.	-	
<i>Glareola nuchalis liberiae</i> , West Africa	+	??	n.a.	-	
<i>Glareola cinerea cinerea</i> , SE West Africa & Central Africa	+	5%	n.a.	-	
<i>Vanellus vanellus</i> , Europe, W Asia/Europe, N Africa & SW Asia	+	16%	1	+	
<i>Vanellus spinosus</i> , Black Sea & Mediterranean (bre)	-	n.a.	n.a.	-	Breeding data
<i>Vanellus albiceps</i> , West & Central Africa	-	n.a.	n.a.	-	Known low coverage
<i>Vanellus lugubris</i> , Southern West Africa	-	n.a.	n.a.	-	Known low coverage
<i>Vanellus lugubris</i> , Central & Eastern Africa	-	n.a.	n.a.	-	Known low coverage
<i>Vanellus melanopterus minor</i> , Southern Africa	-	n.a.	n.a.	-	Known low coverage
<i>Vanellus coronatus coronatus</i> , Eastern & Southern Africa	-	n.a.	n.a.	-	Known low coverage
<i>Vanellus coronatus coronatus</i> , Central Africa	-	n.a.	n.a.	-	Known low coverage
<i>Vanellus coronatus xerophilus</i> , South-west Africa	-	n.a.	n.a.	-	Known low coverage
<i>Vanellus senegallus senegallus</i> , West Africa	-	n.a.	n.a.	-	Known low coverage
<i>Vanellus senegallus solitaneus</i> , South-west Africa	-	n.a.	n.a.	-	Known low coverage
<i>Vanellus senegallus lateralis</i> , Eastern & South-east Africa	-	n.a.	n.a.	-	Known low coverage
<i>Vanellus superciliosus</i> , West & Central Africa	-	n.a.	n.a.	-	Known low coverage



Population Name	TRIM <sup>4</sup>	% <sup>5</sup>	Number of years <sup>6</sup>	In report <sup>7</sup>	Comments
Vanellus gregarius, SE Europe & Western Asia/North-east Africa	-	n.a.	n.a.	-	Known low coverage
Vanellus gregarius, Central Asian Republics/NW India	-	n.a.	n.a.	-	Known low coverage
Vanellus leucurus, SW Asia/SW Asia & North-east Africa	-	7%	n.a.	-	
Vanellus leucurus, Central Asian Republics/South Asia	-	0%	n.a.	-	
Pluvialis apricaria apricaria, Britain, Ireland, Denmark, Germany & Baltic (bre)	+	?	0	+	On average, 292,284 individuals of the three population combined counted annually
Pluvialis apricaria altifrons, Iceland & Faroes/East Atlantic coast					
Pluvialis apricaria altifrons, Northern Europe/Western Europe & NW Africa					
Pluvialis apricaria altifrons, Northern Siberia/Caspian & Asia Minor	+	?	22	-	On average, 2,014 individuals counted annually
Pluvialis fulva, North-central Siberia/South & SW Asia, NE Africa	+	0%	n.a.	-	
Pluvialis squatarola, W Siberia & Canada/W Europe & W Africa	+	48%	0	+	
Pluvialis squatarola, C & E Siberia/SW Asia, Eastern & Southern Africa	+	7%	n.a.	-	
Charadrius hiaticula hiaticula, Northern Europe/Europe & North Africa	+	51%	1	+	
Charadrius hiaticula psammodroma, Canada, Greenland & Iceland/W & S Africa	+	9%	n.a.	-	
Charadrius hiaticula tundrae, NE Europe & Siberia/SW Asia, E & S Africa	+	?	n.a.	-	
Charadrius dubius curonicus, Europe & North-west Africa/West Africa	+	1%	0	+	
Charadrius dubius curonicus, West & South-west Asia/Eastern Africa	+	?	13	+	
Charadrius pecuarius pecuarius, Southern & Eastern	+	3%	n.a.	-	

Population Name	TRIM <sup>4</sup>	% <sup>5</sup>	Number of years <sup>6</sup>	In report <sup>7</sup>	Comments
Africa					
Charadrius pecuarius pecuarius, West Africa	+	2%	n.a.	-	
Charadrius tricollaris tricollaris, Southern & Eastern Africa	+	1%	n.a.	-	
Charadrius forbesi, Western & Central Africa	+	0%	n.a.	-	
Charadrius marginatus mechowii/tenellus, Inland East & Central Africa	+	0%	n.a.	-	
Charadrius marginatus mechowii, Coastal E Africa	+	0%	n.a.	-	
Charadrius marginatus mechowii, West Africa	+	1%	n.a.	-	
Charadrius alexandrinus alexandrinus, West Europe & West Mediterranean/West Africa	+	27%	8	+	
Charadrius alexandrinus alexandrinus, Black Sea & East Mediterranean/Eastern Sahel	+	14%	20	+	
Charadrius alexandrinus alexandrinus, SW & Central Asia/SW Asia & NE Africa	+	45%	18	+	
Charadrius pallidus pallidus, Southern Africa	+	53%	0	+	
Charadrius pallidus venustus, Eastern Africa	+	12%	n.a.	-	
Charadrius mongolus pamirensis, West-central Asia/SW Asia & Eastern Africa	+	4%	n.a.	-	
Charadrius leschenaultii columbinus, Turkey & SW Asia/E. Mediterranean & Red Sea	+	0%	20	-	
Charadrius leschenaultii crassirostris, Caspian & SW Asia/Arabia & NE Africa					
Charadrius leschenaultii leschenaultii, Central Asia/Eastern & Southern Africa	+	1%	n.a.	-	
Charadrius asiaticus, SE Europe & West Asia/E & South-central Africa	+	0%	n.a.	-	
Eudromias morinellus, Europe/North-west Africa	-	n.a.	n.a.	-	Known low coverage
Eudromias morinellus, Asia/Middle East	-	n.a.	n.a.	-	Known low coverage

Population Name	TRIM <sup>4</sup>	% <sup>5</sup>	Number of years <sup>6</sup>	In report <sup>7</sup>	Comments
Lymnocyptes minimus, Northern Europe/S & W Europe & West Africa	-	n.a.	n.a.	-	Known low coverage
Lymnocyptes minimus, Western Siberia/SW Asia & NE Africa	-	n.a.	n.a.	-	Known low coverage
Scolopax rusticola, Europe/South & West Europe & North Africa	-	n.a.	n.a.	-	Known low coverage
Scolopax rusticola, Western Siberia/South-west Asia (Caspian)	-	n.a.	n.a.	-	Known low coverage
Gallinago stenura, Northern Siberia/South Asia & Eastern Africa	-	n.a.	n.a.	-	Known low coverage
Gallinago media, Scandinavia/probably West Africa	-	n.a.	n.a.	-	Known low coverage
Gallinago media, Western Siberia & NE Europe/South-east Africa	-	n.a.	n.a.	-	Known low coverage
Gallinago gallinago gallinago, Europe/South & West Europe & NW Africa	+	0%	n.a.	-	
Gallinago gallinago gallinago, Western Siberia/South-west Asia & Africa	+	0%	n.a.	-	
Gallinago gallinago faeroeensis, Iceland, Faroes & Northern Scotland/Ireland	-	n.a.	n.a.	-	Breeding data
Limosa limosa limosa, Western Europe/NW & West Africa	-	n.a.	n.a.	-	Breeding data
Limosa limosa limosa, Eastern Europe/Central & Eastern Africa	-	n.a.	n.a.	-	Breeding data
Limosa limosa limosa, West-central Asia/SW Asia & Eastern Africa	+	41%	n.a.	-	
Limosa limosa islandica, Iceland/Western Europe	+	100%	0	+	
Limosa lapponica lapponica, Northern Europe/Western Europe	+	97%	0	+	
Limosa lapponica taymyrensis, Western Siberia/West & South-west Africa	+	14%	17	+	

Population Name	TRIM <sup>4</sup>	% <sup>5</sup>	Number of years <sup>6</sup>	In report <sup>7</sup>	Comments
<i>Limosa lapponica taymirensis</i> , Central Siberia/South & SW Asia & Eastern Africa	+	4%	n.a.	-	
<i>Numenius phaeopus islandicus</i> , Iceland, Faroes & Scotland/West Africa					
<i>Numenius phaeopus phaeopus</i> , Northern Europe/West Africa	+	10%	17	+	
<i>Numenius phaeopus phaeopus</i> , West Siberia/Southern & Eastern Africa	+	3%	n.a.	-	
<i>Numenius phaeopus alboaxillaris</i> , South-west Asia/Eastern Africa	-	n.a.	n.a.	-	Cannot be separated from larger population
<i>Numenius tenuirostris</i> , Central Siberia/Mediterranean & SW Asia	-	n.a.	n.a.	-	
<i>Numenius arquata arquata</i> , Europe/Europe, North & West Africa	+	45%	0	+	
<i>Numenius arquata orientalis</i> , Western Siberia/SW Asia, E & S Africa	-	49%	4	+	
<i>Numenius arquata suschkini</i> , South-east Europe & South-west Asia (bre)	-	n.a.	n.a.	-	Cannot be separated from larger population of <i>orientalis</i>
<i>Tringa erythropus</i> , N Europe/Southern Europe, North & West Africa	+	7%	n.a.	-	
<i>Tringa erythropus</i> , Western Siberia/SW Asia, NE & Eastern Africa	+	8%	n.a.	-	
<i>Tringa totanus totanus</i> , Northern Europe (breeding)	-	n.a.	n.a.	-	Breeding data
<i>Tringa totanus totanus</i> , Central & East Europe (breeding)	-	n.a.	n.a.	-	Breeding data
<i>Tringa totanus britannica</i> , Britain & Ireland/Britain, Ireland, France	+	97%	0	+	
<i>Tringa totanus robusta</i> , Iceland & Faroes/Western Europe		62%			

Population Name	TRIM <sup>4</sup>	% <sup>5</sup>	Number of years <sup>6</sup>	In report <sup>7</sup>	Comments
Tringa totanus ussuriensis, Western Asia/SW Asia, NE & Eastern Africa	+	10%	16	+	
Tringa stagnatilis, Eastern Europe/West & Central Africa	+	2%	n.a.	-	
Tringa stagnatilis, Western Asia/SW Asia, Eastern & Southern Africa	+	7%	n.a.	-	
Tringa nebularia, Northern Europe/SW Europe, NW & West Africa	+	4%	n.a.	-	
Tringa nebularia, Western Siberia/SW Asia, E & S Africa	+	6%	n.a.	-	
Tringa ochropus, Northern Europe/S & W Europe, West Africa	+	0%	n.a.	-	
Tringa ochropus, Western Siberia/SW Asia, NE & Eastern Africa	+	0%	n.a.	-	
Tringa glareola, North-west Europe/West Africa	+	0%	n.a.	-	
Tringa glareola, NE Europe & W Siberia/Eastern & Southern Africa	+	0%	n.a.	-	
Tringa cinerea, NE Europe & W Siberia/SW Asia, E & S Africa	+	4%	n.a.	-	
Tringa hypoleucos, West & Central Europe/West Africa	+	0%	n.a.	-	
Tringa hypoleucos, E Europe & W Siberia/Central, E & S Africa	+	0%	n.a.	-	
Arenaria interpres interpres, NE Canada & Greenland/W Europe & NW Africa	+	41%	0	+	
Arenaria interpres interpres, Northern Europe/West Africa	+	22%	17	+	
Arenaria interpres interpres, West & Central Siberia/SW Asia, E & S Africa	+	3%	n.a.	-	
Calidris tenuirostris, Eastern Siberia/SW Asia & W Southern Asia	+	6%	n.a.	-	
Calidris canutus canutus, Northern Siberia/West & Southern Africa	+	11%	17	-	

Population Name	TRIM <sup>4</sup>	% <sup>5</sup>	Number of years <sup>6</sup>	In report <sup>7</sup>	Comments
<i>Calidris canutus islandica</i> , NE Canada & Greenland/Western Europe	+	77%	0	+	
<i>Calidris alba</i> , East Atlantic Europe, West & Southern Africa (win)	+	61%	0	+	
<i>Calidris alba</i> , South-west Asia, Eastern & Southern Africa (win)	+	1%	n.a.	-	
<i>Calidris minuta</i> , N Europe/S Europe, North & West Africa	+	17%	3	+	
<i>Calidris minuta</i> , Western Siberia/SW Asia, E & S Africa	+	3%	n.a.	-	
<i>Calidris temminckii</i> , Fennoscandia/North & West Africa	+	0%	n.a.	-	
<i>Calidris temminckii</i> , NE Europe & W Siberia/SW Asia & Eastern Africa	+	0%	n.a.	-	
<i>Calidris ferruginea</i> , Western Siberia/West Africa	+	4%	n.a.	-	
<i>Calidris ferruginea</i> , Central Siberia/SW Asia, E & S Africa	+	20%	4	+	
<i>Calidris maritima maritima</i> , N Europe & W Siberia (breeding)	+	3%	n.a.	-	
<i>Calidris maritima maritima</i> , NE Canada & N Greenland (breeding)	+	7%	n.a.	-	
<i>Calidris alpina alpina</i> , NE Europe & NW Siberia/W Europe & NW Africa	+	7%	0	+	
<i>Calidris alpina centralis</i> , Central Siberia/SW Asia & NE Africa	+	8%	4	+	
<i>Calidris alpina schinzii</i> , Iceland & Greenland/NW and West Africa	+	?	n.a.	-	
<i>Calidris alpina schinzii</i> , Britain & Ireland/SW Europe & NW Africa	-	n.a.	n.a.	-	Breeding data
<i>Calidris alpina schinzii</i> , Baltic/SW Europe & NW Africa	-	n.a.	n.a.	-	Breeding data
<i>Calidris alpina arctica</i> , NE Greenland/West Africa	-	n.a.	n.a.	-	Breeding data
<i>Limicola falcinellus falcinellus</i> , Northern Europe/SW Asia & Africa	+	2%	n.a.	-	

Population Name	TRIM <sup>4</sup>	% <sup>5</sup>	Number of years <sup>6</sup>	In report <sup>7</sup>	Comments
Philomachus pugnax, Northern Europe & Western Siberia/West Africa	+	9%	n.a.	-	
Philomachus pugnax, Northern Siberia/SW Asia, E & S Africa	+	4%	n.a.	-	
Phalaropus lobatus, Western Eurasia/Arabian Sea	-	n.a.	n.a.	-	Breeding data
Phalaropus fulicarius, Canada & Greenland/Atlantic coast of Africa	-	n.a.	n.a.	-	Breeding data
Catharacta skua	-	n.a.	n.a.	-	Breeding data
Stercorarius longicaudus longicaudus	-	n.a.	n.a.	-	Breeding data
Larus leucophthalmus, Red Sea & nearby coasts	-	n.a.	n.a.	-	Breeding data
Larus hemprichii, Red Sea, Gulf, Arabia & Eastern Africa	-	n.a.	n.a.	-	Breeding data
Larus canus canus, NW & Cent. Europe/Atlantic coast & Mediterranean	+	18%	0	+	
Larus canus heinei, NE Europe & Western Siberia/Black Sea & Caspian	+	4%	n.a.	-	
Larus audouinii, Mediterranean/N & W coasts of Africa	-	n.a.	n.a.	-	Breeding data
Larus marinus, North & West Europe	-	n.a.	n.a.	-	Breeding data
Larus dominicanus vetula, Coastal Southern Africa	-	n.a.	n.a.	+	Breeding data
Larus hyperboreus hyperboreus, Svalbard & N Russia (bre)	-	n.a.	n.a.	-	Breeding data
Larus hyperboreus leucetetes, Canada, Greenland & Iceland (bre)	-	n.a.	n.a.	-	Breeding data
Larus glaucoides glaucoides, Greenland/Iceland & North-west Europe	-	n.a.	n.a.	-	Breeding data
Larus argentatus argentatus, North & North-west Europe	+	18%	0	+	
Larus argentatus argenteus, Iceland & Western Europe	+	6%	n.a.	-	
Larus heuglini, NE Europe & W Siberia/SW Asia & NE Africa	+	?	n.a.	-	On average 99 individuals counted annually

Population Name	TRIM <sup>4</sup>	% <sup>5</sup>	Number of years <sup>6</sup>	In report <sup>7</sup>	Comments
Larus (heuglini) barabensis, South-west Siberia/South-west Asia	+	?	n.a.	-	On average 1,330 individuals counted annually
Larus armenicus, Armenia, Eastern Turkey & NW Iran	+	11%	19	+	
Larus cachinnans cachinnans, Black Sea & Western Asia/SW Asia, NE Africa	+	42%	17	-	
Larus cachinnans michahellis, Mediterranean, Iberia & Morocco	+	4%	n.a.	-	
Larus fuscus fuscus, NE Europe/Black Sea, SW Asia & Eastern Africa	-	n.a.	n.a.	-	Breeding data
Larus fuscus graellsii, Western Europe/Mediterranean & West Africa	-	n.a.	n.a.	-	Breeding data
Larus fuscus intermedius, S Scandinavia, Netherlands, Ebro Delta, Spain	-	n.a.	n.a.	-	Breeding data
Larus ichthyæetus, Black Sea & Caspian/South-west Asia	+	9%	n.a.	-	
Larus cirrocephalus poiocephalus, West Africa	+	12%	14	-	
Larus cirrocephalus poiocephalus, Central & Eastern Africa	+	12%	16	+	
Larus hartlaubii, Coastal South-west Africa	+	26%	6	+	
Larus ridibundus, W Europe/W Europe, W Mediterranean, West Africa	+	29%	3	+	
Larus ridibundus, East Europe/Black Sea & East Mediterranean	+	14%	10	+	
Larus ridibundus, West Asia/SW Asia & NE Africa	+	20%	20	+	
Larus genei, West Africa (bre)	+	19%	22	-	
Larus genei, Black Sea & Mediterranean (bre)	+	16%	13	-	
Larus genei, West, South-west & South Asia (bre)	+	14%	14	+	
Larus melanocephalus, W Europe, Mediterranean & NW Africa	?	59%	5	+	
Larus minutus, Central & E Europe/SW Europe & W Mediterranean	+	1%	n.a.	-	



Population Name	TRIM <sup>4</sup>	% <sup>5</sup>	Number of years <sup>6</sup>	In report <sup>7</sup>	Comments
Larus minutus, W Asia/E Mediterranean, Black Sea & Caspian	+	50%	5	+	
Xema sabini sabini, Canada & Greenland/SE Atlantic	-	n.a.	n.a.	-	Breeding data
Rissa tridactyla tridactyla	-	n.a.	n.a.	-	Breeding data
Sterna nilotica nilotica, Western Europe/West Africa	-	n.a.	n.a.	-	Breeding data
Sterna nilotica nilotica, Black Sea & East Mediterranean/Eastern Africa	-	n.a.	n.a.	-	Breeding data
Sterna nilotica nilotica, West & Central Asia/South-west Asia	+	8%	n.a.	-	
Sterna caspia caspia, Southern Africa (bre)	+	68%	3	+	
Sterna caspia caspia, West Africa (bre)	+	9%	n.a.	-	
Sterna caspia caspia, Europe (bre) <sup>‡</sup>	-	n.a.	n.a.	-	Breeding data
Sterna caspia caspia, Caspian (bre)	+	19%	14	+	
Sterna bengalensis bengalensis, Gulf/Southern Asia	-	n.a.	n.a.	-	Breeding data
Sterna bengalensis par, Red Sea/Eastern Africa	-	n.a.	n.a.	-	Breeding data
Sterna bengalensis emigrata, S Mediterranean/NW & West Africa coasts	-	n.a.	n.a.	-	Breeding data
Sterna sandvicensis sandvicensis, Western Europe/West Africa	-	n.a.	n.a.	-	Breeding data
Sterna sandvicensis sandvicensis, Black Sea & Mediterranean (bre)	-	n.a.	n.a.	-	Breeding data
Sterna sandvicensis sandvicensis, West & Central Asia/South-west & South Asia	-	n.a.	n.a.	-	Breeding data
Sterna maxima albidorsalis, West Africa (bre)	+	3%	n.a.	-	
Sterna bergii bergii, Southern Africa (Angola – Mozambique)	-	n.a.	n.a.	-	Breeding data
Sterna bergii enigma, Madagascar & Mozambique/Southern Africa	-	n.a.	n.a.	-	Breeding data
Sterna bergii thalassina, Eastern Africa & Seychelles	-	n.a.	n.a.	-	Breeding data
Sterna bergii velox, Red Sea & North-east Africa	-	n.a.	n.a.	-	Breeding data

Population Name	TRIM <sup>4</sup>	% <sup>5</sup>	Number of years <sup>6</sup>	In report <sup>7</sup>	Comments
<i>Sterna dougallii dougallii</i> , Southern Africa	-	n.a.	n.a.	-	Breeding data
<i>Sterna dougallii dougallii</i> , East Africa	-	n.a.	n.a.	-	Breeding data
<i>Sterna dougallii dougallii</i> , Europe (bre)	-	n.a.	n.a.	-	Breeding data
<i>Sterna dougallii bangsi</i> , North Arabian Sea (Oman)	-	n.a.	n.a.	-	Breeding data
<i>Sterna dougallii arideensis</i> , Madagascar, Seychelles & Mascarenes	-	n.a.	n.a.	-	Breeding data
<i>Sterna hirundo hirundo</i> , Northern & Eastern Europe (bre)	-	n.a.	n.a.	-	Breeding data
<i>Sterna hirundo hirundo</i> , Southern & Western Europe (bre)	-	n.a.	n.a.	-	Breeding data
<i>Sterna hirundo hirundo</i> , Western Asia (bre)	-	n.a.	n.a.	-	Breeding data
<i>Sterna paradisaea</i> , Western Eurasia (bre)	-	n.a.	n.a.	-	Breeding data
<i>Sterna vittata vittata</i> , P.Edward, Marion, Crozet & Kerguelen/South Africa	-	n.a.	n.a.	-	Breeding data
<i>Sterna vittata tristanensis</i> , Tristan da Cunha & Gough/South Africa	-	n.a.	n.a.	-	Breeding data
<i>Sterna albifrons albifrons</i> , Eastern Atlantic (bre) <sup>‡</sup>	-	n.a.	n.a.	-	Breeding data
<i>Sterna albifrons albifrons</i> , Black Sea & Mediterranean (bre)	-	n.a.	n.a.	-	Breeding data
<i>Sterna albifrons albifrons</i> , Caspian (bre)	-	n.a.	n.a.	-	Breeding data
<i>Sterna albifrons guineae</i> , West Africa (bre)	-	n.a.	n.a.	-	Breeding data
<i>Sterna saundersi</i> , W South Asia, Red Sea, Gulf & Eastern Africa	-	n.a.	n.a.	-	Breeding data
<i>Sterna balaenarum</i> , Namibia & South Africa/Atlantic coast to Ghana	-	n.a.	n.a.	-	Breeding data
<i>Sterna repressa</i> , W South Asia, Red Sea, Gulf & Eastern Africa	-	n.a.	n.a.	-	Breeding data
<i>Sterna anaethetus melanopterus</i> , W Africa	-	n.a.	n.a.	-	Breeding data
<i>Sterna anaethetus fuligula</i> , Red Sea, E Africa, Persian Gulf, Arabian Sea to W India	-	n.a.	n.a.	-	Breeding data

Population Name	TRIM <sup>4</sup>	% <sup>5</sup>	Number of years <sup>6</sup>	In report <sup>7</sup>	Comments
<i>Sterna anaethetus antarctica</i> , S Indian Ocean	-	n.a.	n.a.	-	Breeding data
<i>Sterna fuscata nubilosa</i> , Red Sea, Gulf of Aden, E to Pacific	-	n.a.	n.a.	-	Breeding data
<i>Chlidonias hybridus hybridus</i> , Western Europe & North-west Africa (bre)	+	10%	17	-	
<i>Chlidonias hybridus hybridus</i> , Black Sea & East Mediterranean (bre)	+	0%	n.a.	-	
<i>Chlidonias hybridus hybridus</i> , Caspian (bre)	-	3%	n.a.	-	
<i>Chlidonias hybridus sclateri</i> , Eastern Africa (Kenya & Tanzania)	-	16%	16	+	
<i>Chlidonias hybridus sclateri</i> , Southern Africa (Malawi & Zambia to South Africa)	-	27%	12	+	
<i>Chlidonias leucopterus</i> , Eastern Europe & Western Asia/Africa	-	n.a.	n.a.	-	Breeding data
<i>Chlidonias niger niger</i> , Europe & Western Asia/Atlantic coast of Africa	-	n.a.	n.a.	-	Breeding data
<i>Anous stolidus plumbeigularis</i> , Red Sea & Gulf of Aden	-	n.a.	n.a.	-	Breeding data
<i>Anous tenuirostris tenuirostris</i> , Indian Ocean Islands to E Africa	-	n.a.	n.a.	-	Breeding data
<i>Rynchops flavirostris</i> , Coastal West Africa & Central Africa	+	23%	9	-	
<i>Rynchops flavirostris</i> , Eastern & Southern Africa	+	10%	10	-	
Alle alle alle, High Arctic, Baffin Is - Novaya Zemlya	-	n.a.	n.a.	-	
<i>Uria aalge aalge</i> , E North America, Greenland, Iceland, Faeroes, Scotland, S Norway, Baltic	-	n.a.	n.a.	-	

Population Name	TRIM <sup>4</sup>	% <sup>5</sup>	Number of years <sup>6</sup>	In report <sup>7</sup>	Comments
Uria aalge albionis, Ireland, S Britain, France, Iberia, Helgoland	-	n.a.	n.a.	-	
Uria aalge hyperborea, Svalbard, N Norway to Novaya Zemlya	-	n.a.	n.a.	-	
Uria lomvia lomvia, E North America, Greenland, E to Severnaya Zemlya	-	n.a.	n.a.	-	
Alca torda torda, E North America, Greenland, E to Baltic & White Seas	-	n.a.	n.a.	-	
Alca torda islandica, Iceland, Faeroes, Britain, Ireland, Helgoland, NW France	-	n.a.	n.a.	-	
Cepphus grylle grylle, Baltic Sea	-	n.a.	n.a.	-	
Cepphus grylle mandtii, Arctic E North America to Greenland, Jan Mayen & Svalbard E through Siberia to Alaska	-	n.a.	n.a.	-	
Cepphus grylle arcticus, N America, S Greenland, Britain, Ireland, Scandinavia, White Sea	-	n.a.	n.a.	-	
Cepphus grylle islandicus, Iceland	-	n.a.	n.a.	-	
Cepphus grylle faeroeensis, Faeroes	-	n.a.	n.a.	-	
Fratercula arctica arctica, Hudson bay & Maine E to S Greenland, Iceland, Bear Is, Norway to S Novaya Zemlya	-	n.a.	n.a.	-	
Fratercula arctica grabae, Faeroes, S Norway & Sweden, Britain, Ireland, NW France	-	n.a.	n.a.	-	
Fratercula arctica naumanni, NE Canada, N Greenland, to Jan Mayen, Svalbard, N Novaya Zemlya	-	n.a.	n.a.	-	

**Table 2 Trend Statistics**

Species, Population	N plots	Slope Add	SE of Slope Add	Slope Mul	SE of Slope Mul	Long-term Assessment	Slope from Year	Slope from Add	SE of Slope from Add	Slope from Mul	SE off Slope from Mul	Short term Assessment	Generation Length (yrs)	Long term dec threshold for Add slope	Long term dec threshold for Mul slope
Gavia immer, Europe (win)	437	3,17%	0,32%	1,0322	0,0033	Large increase	2003	4,36%	0,69%	1,0445	0,0072	Large increase	9,8	-0,0040	0,9960
Tachybaptus ruficollis ruficollis, Europe & North-west Africa	3.857	2,66%	0,10%	1,0270	10,000	Uncertain/Fluctuating	2003	-2,55%	0,27%	0,9749	0,0026	Large decline	5,4	-0,0073	0,9927
Podiceps cristatus cristatus, North-west & Western Europe	3.315	1,05%	0,07%	1,0106	0,0007	Large increase	2003	0,78%	0,24%	1,0078	0,0025	Moderate increase	7,1	-0,0055	0,9945
Podiceps cristatus cristatus, Caspian & South-west Asia (win)	227	-0,1977	0,02	0,8206	0,0164	Large decline	2003	-0,1977	0,02	0,8206	0,0164	Large decline	7,1	-0,0055	0,9945
Podiceps cristatus infuscatus, Eastern Africa (Ethiopia to N Zambia)	11	10,92%	5,80%	1,1154	0,0646	Uncertain/Fluctuating	2003	2,46%	16,21%	1,0249	0,1661	Uncertain/Fluctuating	7,1	-0,0055	0,9945
Podiceps cristatus infuscatus, Southern Africa	151	0,67%	0,86%	1,0067	0,0086	Uncertain/Fluctuating	2003	4,89%	1,53%	1,0501	0,0161	Large increase	7,1	-0,0055	0,9945
Podiceps nigricollis nigricollis, Europe/South & West Europe & North Africa	1.060	0,53%	0,19%	1,0053	0,0019	Moderate increase	2003	-3,80%	0,55%	0,9627	0,0053	Large decline	7,1	-0,0055	0,9945
Podiceps nigricollis nigricollis, Western Asia/South-west & South Asia	179	2,39%	2,55%	1,0242	0,0261	Uncertain/Fluctuating	2003	-24,32%	3,27%	0,7841	0,0256	Large decline	7,1	-0,0055	0,9945
Podiceps nigricollis gurneyi, Southern Africa	90	5,31%	0,56%	1,0545	0,0059	Large increase	2003	2,22%	1,46%	1,0224	0,0149	Uncertain/Fluctuating	7,1	-0,0055	0,9945
Pelecanus onocrotalus, West Africa	37	1,98%	8,29%	1,0199	0,0845	Uncertain/Fluctuating	2003	-7,75%	24,18%	0,9254	0,2237	Uncertain/Fluctuating	15,5	-0,0025	0,9975
Pelecanus onocrotalus, Eastern Africa	35	-7,00%	2,24%	0,9324	0,0209	Large decline	2004	-7,00%	2,24%	0,9324	0,0209	Large decline	15,5	-0,0025	0,9975
Pelecanus onocrotalus, Southern Africa	115	1,29%	0,84%	1,0130	0,0085	Uncertain/Fluctuating	2003	5,30%	2,16%	1,0545	0,0228	Large increase	15,5	-0,0025	0,9975
Pelecanus rufescens, Tropical Africa & SW Arabia	127	-1,23%	3,85%	0,9878	0,0381	Uncertain/Fluctuating	2004	-1,23%	3,85%	0,9878	0,0381	Uncertain/Fluctuating	15,4	-0,0025	0,9975
Pelecanus crispus, South-west Asia & South Asia (win)	150	-2,70%	2,59%	0,9733	0,0252	Uncertain/Fluctuating	2003	-2,70%	2,59%	0,9733	0,0252	Uncertain/Fluctuating	11	-0,0035	0,9965
Phalacrocorax carbo carbo, North-west Europe	1.460	1,26%	0,15%	1,0127	0,0015	Large increase	2003	-0,68%	0,46%	0,9932	0,0046	Uncertain/Fluctuating	11,3	-0,0034	0,9966

Species, Population	N plots	Slope Add	SE of Slope Add	Slope Mul	SE of Slope Mul	Long-term Assessment	Slope from Year	Slope from Add	SE of Slope from Add	Slope from Mul	SE of Slope from Mul	Short term Assessment	Generation Length (yrs)	Long term dec threshold for Add slope	Long term dec threshold for Mul slope
Phalacrocorax carbo sinensis, Northern & Central Europe	3,298	2,09%	0,12%	1,0212	0,0012	Large increase	2003	-1,72%	0,35%	0,9830	0,0034	Large decline	11,3	-0,0034	0,9966
Phalacrocorax carbo sinensis, Black Sea & Mediterranean	1,586	2,79%	0,20%	1,0283	0,0021	Large increase	2003	3,77%	0,48%	1,0384	0,005	Large increase	11,3	-0,0034	0,9966
Phalacrocorax carbo sinensis, West & South-west Asia	524	2,23%	0,65%	1,0226	0,0066	Large increase	2003	-4,41%	1,42%	0,9569	0,0136	Large decline	11,3	-0,0034	0,9966
Phalacrocorax carbo lucidus, Coastal West Africa	40	6,92%	2,79%	1,0716	0,0299	Large increase	2003	-1,91%	15,12%	0,9811	0,1483	Uncertain/Fluctuating	11,3	-0,0034	0,9966
Phalacrocorax carbo lucidus, Coastal Southern Africa	427	-0,41%	0,44%	0,9959	0,0043	Uncertain/Fluctuating	2003	-3,96%	0,98%	0,9611	0,0095	Large decline	11,3	-0,0034	0,9966
Phalacrocorax pygmeus, Black Sea & Mediterranean	366	3,54%	0,60%	1,0360	0,0063	Large increase	2003	10,57%	1,35%	1,1115	0,0151	Large increase	8,1	-0,0048	0,9952
Phalacrocorax pygmeus, South-west Asia	172	10,19%	2,21%	1,1073	0,0245	Large increase	2003	-6,33%	1,73%	0,9387	0,0162	Large decline	8,1	-0,0048	0,9952
Ardea cinerea cinerea, Sub-Saharan Africa	669	-2,80%	0,50%	0,9972	0,0050	Uncertain/Fluctuating	2003	-0,14%	0,82%	0,9986	0,0082	Large increase	10,3	-0,0038	0,9962
Ardea cinerea cinerea, West & South-west Asia (bre)	716	0,24%	0,51%	1,0024	0,0051	Uncertain/Fluctuating	2003	-6,17%	1,37%	0,9401	0,0129	Large decline	10,3	-0,0038	0,9962
Casmerodius albus albus, Western Asia/South-west Asia	538	-2,38%	0,78%	0,9765	0,0076	Large decline	2003	-2,94%	1,98%	0,9710	0,0192	Uncertain/Fluctuating	9,1	-0,0043	0,9957
Ardea purpurea purpurea, Tropical Africa	328	4,80%	1,54%	1,0492	0,0162	Large increase	2003	0,44%	2,07%	1,0044	0,0207	Large increase	10,5	-0,0037	0,9963
Bubulcus ibis ibis, Southern Africa	346	-8,74%	0,96%	0,9163	0,0088	Large decline	2003	-10,51%	1,49%	0,9003	0,0134	Large decline	8,1	-0,0048	0,9952
Bubulcus ibis ibis, Tropical Africa	61	0,99%	8,23%	1,0100	0,0831	Uncertain/Fluctuating	2003	-22,79%	48,06%	0,7962	0,3827	Large increase	8,1	-0,0048	0,9952
Ardeola ralloides paludivaga, Sub-Saharan Africa & Madagascar	267	-1,83%	1,18%	0,9819	0,0116	Uncertain/Fluctuating	2003	-15,90%	19,30%	0,8530	0,0164	Large increase	6,7	-0,0058	0,9942
Egretta garzetta garzetta, Sub-Saharan Africa	479	3,38%	0,61%	1,0344	0,0063	Large increase	2003	1,85%	0,90%	1,0187	0,0091	Large increase	6,6	-0,0059	0,9941
Egretta garzetta garzetta, Western Asia/SW Asia NE & Eastern Africa	420	0,45%	0,72%	1,0045	0,0072	Uncertain/Fluctuating	2003	-9,18%	1,85%	0,9123	0,0169	Large decline	6,6	-0,0059	0,9941
Egretta gularis gularis, West Africa	106	21,47%	26,53%	1,2394	0,3288	Uncertain/Fluctuating	2003	-7,73%	3,55%	0,9256	0,0328	Large decline	6,6	-0,0059	0,9941

Species, Population	N plots	Slope Add	SE of Slope Add	Slope Mul	SE of Slope Mul	Long-term Assessment	Slope from Year	Slope from Add	SE of Slope from Add	Slope from Mul	SE of Slope from Mul	Short term Assessment	Generation Length (yrs)	Long term dec threshold for Add slope	Long term dec threshold for Mul slope
<i>Ciconia ciconia ciconia</i> , Southern Africa	17	0,62%	34,11 %	1,0062	0,3432	Uncertain/Fluctuating	2003	2,98%	65,01%	1,0303	0,6698	Uncertain/Fluctuating	16,5	-0,0023	0,9977
<i>Plegadis falcinellus falcinellus</i> , Sub-Saharan Africa (bre)	258	3,67%	1,39%	1,0374	0,0145	Large increase	2003	2,67%	1,86%	1,0271	0,0191	Uncertain/Fluctuating	6,7	-0,0058	0,9942
<i>Platalea alba</i> , Sub-Saharan Africa	386	1,02%	0,59%	1,0102	0,0060	Uncertain/Fluctuating	2003	-2,33%	0,89%	0,9769	0,0087	Moderate decline	7,2	-0,0054	0,9946
<i>Phoenicopus roseus</i> , Eastern Africa	16	-20,23%	8,91%	0,8169	0,0728	Large decline	2004	-20,23%	8,91%	0,8169	0,0728	Large decline	15	-0,0026	0,9974
<i>Phoenicopus roseus</i> , Southern Africa (to Madagascar)	200	2,77%	0,49%	1,0281	0,0050	Large increase	2003	-1,40%	1,01%	0,9861	0,01	Uncertain/Fluctuating	15	-0,0026	0,9974
<i>Phoenicopus roseus</i> , West Africa	39	2,59%	2,57%	1,0262	0,0264	Uncertain/Fluctuating	2003	12,05%	9,19%	1,1280	0,1036	Uncertain/Fluctuating	15	-0,0026	0,9974
<i>Phoeniconaias minor</i> , West Africa	7	18,28%	10,83 %	1,2005	0,1300	Uncertain/Fluctuating	2003	44,27%	70,94%	1,5569	1,1044	Uncertain/Fluctuating	15,5	-0,0025	0,9975
<i>Phoeniconaias minor</i> , Eastern Africa	26	6,04%	6,81%	1,0623	0,0723	Uncertain/Fluctuating	2004	6,04%	6,81%	1,0623	0,0723	Uncertain/Fluctuating	15,5	-0,0025	0,9975
<i>Phoeniconaias minor</i> , Southern Africa (to Madagascar)	92	-2,28%	1,44%	0,9774	0,0140	Uncertain/Fluctuating	2003	-10,34%	2,89%	0,9018	0,0261	Large decline	15,5	-0,0025	0,9975
<i>Dendrocygna bicolor</i> , West Africa (Senegal to Chad)	102	0,80%	2,01%	1,0081	0,0203	Uncertain/Fluctuating	2003	-13,79%	3,57%	0,8712	0,0311	Large decline	5,3	-0,0074	0,9926
<i>Dendrocygna viduata</i> , West Africa (Senegal to Chad)	93	8,27%	2,03%	1,0863	0,0221	Large increase	2003	-8,70%	6,21%	0,9166	0,0569	Uncertain/Fluctuating	5,3	-0,0074	0,9926
<i>Cygnus olor</i> , North-west Mainland & Central Europe	3.632	2,05%	0,07%	1,0207	0,0007	Large increase	2003	0,27%	0,23%	1,0027	0,0023	Uncertain/Fluctuating	12,2	-0,0032	0,9968
<i>Cygnus olor</i> , Black Sea	369	-2,46%	0,48%	0,9757	0,0046	Large decline	2003	-2,67%	1,78%	0,9737	0,0174	Uncertain/Fluctuating	12,2	-0,0032	0,9968
<i>Cygnus cygnus</i> , North-west Mainland Europe	1.797	2,94%	0,15%	1,0298	0,0015	Large increase	2003	2,19%	0,52%	1,0222	0,0053	Large increase	12,3	-0,0032	0,9969
<i>Cygnus cygnus</i> , N Europe & W Siberia/Black Sea & E Mediterranean	180	1,29%	0,71%	1,0130	0,0072	Uncertain/Fluctuating	2003	15,77%	2,60%	1,1708	0,0304	Large increase	12,3	-0,0032	0,9969
<i>Cygnus columbianus bewickii</i> , Western Siberia & NE Europe/North-west Europe	568	-4,40%	0,26%	0,9570	0,0025	Large decline	2003	-5,13%	1,13%	0,9500	0,0107	Large decline	12,7	-0,0031	0,9970

Species, Population	N plots	Slope Add	SE of Slope Add	Slope Mul	SE of Slope Mul	Long-term Assessment	Slope from Year	Slope from Add	SE of Slope from Add	Slope from Mul	SE off Slope from Mul	Short term Assessment	Generation Length (yrs)	Long term dec threshold for Add slope	Long term dec threshold for Mul slope
Anser albifrons albifrons, NW Siberia & NE Europe/North-west Europe	989	2,47%	0,17%	1,0250	0,0017	Large increase	2003	0,80%	0,57%	1,0080	0,0058	Uncertain/Fluctuating	11,3	-0,0034	0,9966
Anser albifrons albifrons, Western Siberia/Central Europe	206	7,49%	0,59%	1,0778	0,0064	Large increase	2003	6,46%	1,59%	1,0667	0,017	Large increase	11,3	-0,0034	0,9966
Anser albifrons albifrons, Western Siberia/Black Sea & Turkey	228	1,35%	2,03%	1,0136	0,0206	Uncertain/Fluctuating	2003	9,24%	3,43%	1,0969	0,0376	Large increase	11,3	-0,0034	0,9966
Anser albifrons albifrons, Northern Siberia/Caspian & Iraq	25	-8,88%	6,78%	0,9150	0,0621	Uncertain/Fluctuating	2003	-36,87%	15,68%	0,6917	0,1084	Large decline	11,3	-0,0034	0,9966
Anser anser anser, NW Europe/South-west Europe	2.145	9,66%	0,17%	1,1014	0,0018	Large increase	2003	5,24%	0,32%	1,0538	0,0034	Large increase	11,6	-0,0033	0,9967
Anser anser anser, Central Europe/North Africa	483	5,66%	0,36%	1,0582	0,0038	Large increase	2003	1,19%	0,97%	1,0120	0,0098	Uncertain/Fluctuating	11,6	-0,0033	0,9967
Anser anser rubrirostris, Western Siberia/Caspian & Iraq	259	-3,61%	0,71%	0,9645	0,0069	Large decline	2003	-17,71%	2,34%	0,8377	0,0196	Large decline	11,6	-0,0033	0,9967
Branta leucopsis, Russia/Germany & Netherlands	637	6,75%	0,22%	1,0699	0,0023	Large increase	2003	5,45%	0,59%	1,0560	0,0063	Large increase	10,5	-0,0037	0,9963
Branta bernicla bernicla, Western Siberia/Western Europe	343	-0,70%	0,12%	0,9931	0,0012	Large decline	2003	-1,31%	0,45%	0,9869	0,0044	Large decline	10,9	-0,0036	0,9964
Branta bernicla hrota, Svalbard/Denmark & UK	36	3,19%	1,45%	1,0324	0,0149	Large increase	2003	-1,21%	2,86%	0,9880	0,0283	Uncertain/Fluctuating	10,9	-0,0036	0,9964
Alopochen aegyptiacus, Eastern & Southern Africa	636	-1,36%	0,34%	0,9865	0,0033	Large decline	2003	-3,22%	0,63%	0,9683	0,0061	Large decline	7,8	-0,0050	0,9950
Tadorna ferruginea, North-west Africa	65	8,45%	17,39%	1,0881	0,1892	Uncertain/Fluctuating	2003	8,72%	20,50%	1,0911	0,2236	Uncertain/Fluctuating	10,9	-0,0036	0,9964
Tadorna ferruginea, East Mediterranean & Black Sea/North-east Africa	83	8,48%	2,37%	1,0885	0,0258	Large increase	2003	15,73%	15,56%	1,1703	0,1821	Uncertain/Fluctuating	10,9	-0,0036	0,9964
Tadorna ferruginea, Western Asia & Caspian/Iran & Iraq	153	-5,91%	0,98%	0,9426	0,0093	Large decline	2003	-4,65%	3,33%	0,9546	0,0318	Uncertain/Fluctuating	10,9	-0,0036	0,9964



Species, Population	N plots	Slope Add	SE of Slope Add	Slope Mul	SE of Slope Mul	Long-term Assessment	Slope from Year	Slope from Add	SE of Slope from Add	Slope from Mul	SE of Slope from Mul	Short term Assessment	Generation Length (yrs)	Long term dec threshold for Add slope	Long term dec threshold for Mul slope
Tadorna cana, Southern Africa	240	-4,31%	0,82%	0,9578	0,0078	Large decline	2003	-10,36%	1,94%	0,9016	0,0175	Large decline	10,9	-0,0036	0,9964
Tadorna tadorna, North-west Europe	1.762	-0,19%	0,07%	0,9981	0,0007	Moderate decline	2003	-0,87%	0,25%	0,9913	0,0025	Moderate decline	10,9	-0,0036	0,9964
Tadorna tadorna, Black Sea & Mediterranean	647	4,48%	0,33%	1,0458	0,0034	Large increase	2003	8,75%	0,91%	1,0915	0,0099	Large increase	10,9	-0,0036	0,9964
Tadorna tadorna, Western Asia/Caspian & Middle East	167	-6,37%	1,06%	0,9383	0,0100	Large decline	2003	-12,24%	2,98%	0,8848	0,0264	Large decline	10,9	-0,0036	0,9964
Plectropterus gambensis gambensis, West Africa	81	-3,66%	9,47%	0,9641	0,0913	Uncertain/Fluctuating	2003	-37,18%	36,40%	0,6895	0,251	Uncertain/Fluctuating	8,5	-0,0046	0,9954
Plectropterus gambensis niger, Southern Africa	372	-5,68%	0,76%	0,9448	0,0071	Large decline	2003	-3,27%	1,62%	0,9679	0,0157	Moderate decline	8,5	-0,0046	0,9954
Sarkidiornis melanotos melanotos, West Africa	55	12,43%	11,26%	1,1323	0,1275	Uncertain/Fluctuating	2003	-32,72%	45,35%	0,7209	0,3269	Uncertain/Fluctuating	5,4	-0,0073	0,9927
Nettapus auritus, West Africa	63	4,23%	8,14%	1,0432	0,0850	Uncertain/Fluctuating	2003	8,21%	3,18%	1,0855	0,0345	Large increase	7	-0,0056	0,9944
Anas penelope, Western Siberia & NE Europe/NW Europe	3.415	0,93%	0,07%	1,0094	0,0007	Large increase	2003	-3,04%	0,23%	0,9700	0,0023	Large decline	6,4	-0,0061	0,9939
Anas penelope, W Siberia & NE Europe/Black Sea & Mediterranean	1.713	-0,34%	0,13%	0,9966	0,0013	Moderate decline	2003	-2,99%	0,46%	0,9705	0,0045	Large decline	6,4	-0,0061	0,9939
Anas penelope, Western Siberia/SW Asia & NE Africa	224	-7,22%	1,17%	0,9303	0,0109	Large decline	2003	-20,35%	3,32%	0,8159	0,0271	Large decline	6,4	-0,0061	0,9939
Anas strepera strepera, North-west Europe	2.328	5,98%	0,10%	1,0617	0,0011	Large increase	2003	5,75%	0,28%	1,0592	0,003	Large increase	7,1	-0,0055	0,9945
Anas strepera strepera, North-east Europe/Black Sea & Mediterranean	1.506	3,29%	0,13%	1,0334	0,0014	Large increase	2003	3,05%	0,43%	1,0310	0,0044	Large increase	7,1	-0,0055	0,9945
Anas strepera strepera, Western Siberia/SW Asia & NE Africa	231	-2,73%	0,72%	0,9731	0,0070	Large decline	2003	-6,90%	2,30%	0,9333	0,0215	Large decline	7,1	-0,0055	0,9945
Anas crecca crecca, North-west Europe	3.995	1,56%	0,07%	1,0157	0,0007	Large increase	2003	-0,91%	0,23%	0,9910	0,0023	Moderate decline	6,3	-0,0062	0,9938

Species, Population	N plots	Slope Add	SE of Slope Add	Slope Mul	SE of Slope Mul	Long-term Assessment	Slope from Year	Slope from Add	SE of Slope from Add	Slope from Mul	SE of Slope from Mul	Short term Assessment	Generation Length (yrs)	Long term dec threshold for Add slope	Long term dec threshold for Mul slope
Anas crecca crecca, W Siberia & NE Europe/Black Sea & Mediterranean	2.281	2,48%	0,14%	1,0251	0,0014	Large increase	2003	7,20%	0,45%	1,0747	0,0049	Large increase	6,3	-0,0062	0,9938
Anas crecca crecca, Western Siberia/SW Asia & NE Africa	517	-7,11%	0,82%	0,9313	0,0076	Large decline	2003	-12,89%	1,18%	0,8790	0,0104	Large decline	6,3	-0,0062	0,9938
Anas capensis, Eastern Africa (Rift Valley)	15	-16,95%	8,10%	0,8441	0,0683	Large decline	2003	-18,18%	9,65%	0,8338	0,0805	Large decline	6,6	-0,0059	0,9941
Anas platyrhynchos platyrhynchos, North-west Europe	3.663	-1,05%	0,05%	0,9896	0,0005	Large decline	2003	-0,96%	0,21%	0,9905	0,002	Moderate decline	6,6	-0,0059	0,9941
Anas platyrhynchos platyrhynchos, Northern Europe/West Mediterranean	3.781	0,42%	0,07%	1,0042	0,0007	Moderate increase	2003	0,54%	0,22%	1,0054	0,0022	Moderate increase	6,6	-0,0059	0,9941
Anas platyrhynchos platyrhynchos, Eastern Europe/Black Sea & East Mediterranean	1.091	-2,04%	0,28%	0,9799	0,0027	Large decline	2003	1,40%	0,98%	1,0141	0,0099	Uncertain/Fluctuating	6,6	-0,0059	0,9941
Anas platyrhynchos platyrhynchos, Western Siberia/South-west Asia	623	-4,30%	0,42%	0,9579	0,0041	Large decline	2003	-13,56%	1,36%	0,8732	0,0119	Large decline	6,6	-0,0059	0,9941
Anas acuta, North-west Europe	1.371	1,59%	0,12%	1,0160	0,0012	Large increase	2003	-3,23%	0,40%	0,9682	0,0039	Large decline	6,8	-0,0058	0,9943
Anas acuta, W Siberia NE & E Europe/S Europe & West Africa	1.015	1,33%	0,20%	1,0134	0,0020	Large increase	2003	7,69%	0,97%	1,0800	0,0105	Large increase	6,8	-0,0058	0,9943
Anas acuta, Western Siberia/SW Asia & Eastern Africa	223	-3,95%	0,91%	0,9613	0,0087	Large decline	2003	-16,93%	3,01%	0,8442	0,0254	Large decline	6,8	-0,0058	0,9943
Anas hottentota, Eastern Africa (south to N Zambia)	35	6,00%	12,37%	1,0618	0,1313	Uncertain/Fluctuating	2003	14,88%	10,33%	1,1604	0,1199	Uncertain/Fluctuating	6,6	-0,0059	0,9941
Anas querquedula, Western Siberia & Europe/West Africa	121	-2,39%	3,05%	0,9764	0,0297	Uncertain/Fluctuating	2003	1,79%	16,56%	1,0180	0,1685	Uncertain/Fluctuating	6,5	-0,0060	0,9940
Anas querquedula, Western Siberia & Europe/West Africa	121	-2,39%	3,05%	0,9764	0,0297	Uncertain/Fluctuating	2003	1,79%	16,56%	1,0180	0,1685	Uncertain/Fluctuating	6,5	-0,0060	0,9940
Anas clypeata, North-west & Central Europe (win)	1.927	2,84%	0,12%	1,0288	0,0012	Large increase	2003	-1,80%	0,37%	0,9822	0,0036	Large decline	6,5	-0,0060	0,9940

Species, Population	N plots	Slope Add	SE of Slope Add	Slope Mul	SE of Slope Mul	Long-term Assessment	Slope from Year	Slope from Add	SE of Slope from Add	Slope from Mul	SE off Slope from Mul	Short term Assessment	Generation Length (yrs)	Long term dec threshold for Add slope	Long term dec threshold for Mul slope
Anas clypeata, W Siberia NE & E Europe/S Europe & West Africa	1.647	1,80%	0,18%	1,0182	0,0018	Large increase	2003	-0,79%	0,65%	0,9922	0,0065	Uncertain/Fluctuating	6,5	-0,0060	0,9940
Anas clypeata, W Siberia/SW Asia NE & Eastern Africa	288	-4,15%	0,66%	0,9594	0,0063	Large decline	2003	-12,75%	1,89%	0,8803	0,0166	Large decline	6,5	-0,0060	0,9940
Marmaronetta angustirostris, West Mediterranean/West Medit. & West Africa	47	14,30%	5,11%	1,1537	0,0590	Large increase	2003	7,89%	7,23%	1,0821	0,0782	Uncertain/Fluctuating	7	-0,0056	0,9944
Marmaronetta angustirostris, East Mediterranean	14	3,14%	1,72%	1,0319	0,0178	Uncertain/Fluctuating	2003	-12,65%	6,56%	0,8811	0,0578	Large decline	7	-0,0056	0,9944
Marmaronetta angustirostris, South-west Asia	30	-14,42%	3,29%	0,8657	0,0284	Large decline	2003	-15,03%	9,41%	0,8604	0,0809	Uncertain/Fluctuating	7	-0,0056	0,9944
Netta rufina, South-west & Central Europe/West Mediterranean	549	6,09%	0,30%	1,0628	0,0032	Large increase	2003	2,58%	0,67%	1,0262	0,0069	Large increase	7	-0,0056	0,9944
Netta rufina, Black Sea & East Mediterranean	141	3,29%	0,99%	1,0335	0,0103	Large increase	2003	9,55%	3,97%	1,1002	0,0436	Large increase	7	-0,0056	0,9944
Netta rufina, Western & Central Asia/South-west Asia	150	-4,06%	1,10%	0,9602	0,0106	Large decline	2003	-15,58%	2,36%	0,8557	0,0202	Large decline	7	-0,0056	0,9944
Netta erythrophthalma brunnea, Southern & Eastern Africa	257	-2,54%	0,96%	0,9749	0,0093	Large decline	2003	-4,18%	1,62%	0,9591	0,0155	Large decline	7	-0,0056	0,9944
Aythya ferina, North-east Europe/North-west Europe	3.561	-3,35%	0,10%	0,9671	0,0009	Large decline	2003	-5,97%	0,40%	0,9421	0,0037	Large decline	7,6	-0,0051	0,9949
Aythya ferina, Central & NE Europe/Black Sea & Mediterranean	2.425	-2,27%	0,12%	0,9775	0,0012	Large decline	2003	-2,16%	0,46%	0,9787	0,0045	Large decline	7,6	-0,0051	0,9949
Aythya ferina, Western Siberia/South-west Asia	247	-18,18%	1,65%	0,8338	0,0138	Large decline	2003	-18,18%	1,65%	0,8338	0,0138	Large decline	7,6	-0,0051	0,9949
Aythya fuligula, North-west Europe (win)	3.769	-0,98%	0,07%	0,9903	0,0007	Large decline	2003	-3,08%	0,29%	0,9697	0,0028	Large decline	7,3	-0,0054	0,9947
Aythya fuligula, Central Europe Black Sea & Mediterranean (win)	2.178	-2,48%	0,09%	0,9756	0,0009	Large decline	2003	-2,92%	0,36%	0,9712	0,0035	Large decline	7,3	-0,0054	0,9947
Aythya fuligula, Western Siberia/SW Asia & NE Africa	235	-3,40%	0,85%	0,9666	0,0082	Large decline	2003	-21,05%	2,44%	0,8101	0,0198	Large decline	7,3	-0,0054	0,9947

Species, Population	N plots	Slope Add	SE of Slope Add	Slope Mul	SE of Slope Mul	Long-term Assessment	Slope from Year	Slope from Add	SE of Slope from Add	Slope from Mul	SE of Slope from Mul	Short term Assessment	Generation Length (yrs)	Long term dec threshold for Add slope	Long term dec threshold for Mul slope
Aythya marila marila, Northern Europe/Western Europe	1.109	-3,57%	0,16%	0,9650	0,0015	Large decline	2003	3,94%	0,79%	1,0402	0,0082	Large increase	8,2	-0,0048	0,9953
Somateria mollissima mollissima, Baltic Denmark & Netherlands	875	0,52%	0,16%	1,0053	0,0016	Moderate increase	2003	-0,25%	0,58%	0,9975	0,0058	Uncertain/Fluctuating	9	-0,0043	0,9957
Polysticta stelleri, Western Siberia/North-east Europe	66	-4,52%	0,73%	0,9558	0,0069	Large decline	2003	1,68%	2,61%	1,0170	0,0265	Uncertain/Fluctuating	4	-0,0099	0,9901
Melanitta nigra nigra, W Siberia & N Europe/W Europe & NW Africa	746	-1,99%	0,22%	0,9803	0,0022	Large decline	2003	-3,02%	0,79%	0,9702	0,0076	Large decline	7,5	-0,0052	0,9948
Bucephala clangula clangula, North-west & Central Europe (win)	2.985	0,26%	0,08%	1,0026	0,0008	Moderate increase	2003	-0,83%	0,28%	0,9917	0,0028	Moderate decline	8	-0,0049	0,9951
Mergellus albellus, North-west & Central Europe (win)	1.894	1,97%	0,15%	1,0199	0,0016	Large increase	2003	-3,24%	0,54%	0,9681	0,0052	Large decline	5,7	-0,0069	0,9931
Mergellus albellus, North-east Europe/Black Sea & East Mediterranean	277	-3,27%	0,77%	0,9678	0,0074	Large decline	2003	-7,01%	2,85%	0,9323	0,0266	Large decline	5,7	-0,0069	0,9931
Mergus serrator serrator, North-west & Central Europe (win)	2.154	-0,49%	0,09%	0,9951	0,0009	Moderate decline	2003	0,35%	0,35%	1,0035	0,0035	Uncertain/Fluctuating	7,3	-0,0054	0,9947
Mergus serrator serrator, Western Siberia/South-west & Central Asia	15	16,23%	29,86%	1,1763	0,3512	Uncertain/Fluctuating	2003	-32,11%	12,70%	0,7254	0,0921	Large decline	7,3	-0,0054	0,9947
Mergus merganser merganser, North-west & Central Europe (win)	3.961	-0,09%	0,10%	0,9991	0,0010	Stable	2003	-3,93%	0,37%	0,9614	0,0035	Large decline	7,3	-0,0054	0,9947
Oxyura leucocephala, West Mediterranean (Spain & Morocco)	70	7,14%	0,99%	1,0741	0,0107	Large increase	2003	-8,21%	2,75%	0,9212	0,0253	Large decline	6	-0,0065	0,9935
Oxyura leucocephala, Algeria & Tunisia	22	6,52%	2,12%	1,0674	0,0227	Large increase	2003	13,46%	5,11%	1,1441	0,0584	Large increase	6	-0,0065	0,9935
Oxyura leucocephala, East Mediterranean Turkey & South-west Asia	74	-4,01%	1,08%	0,9607	0,0104	Large decline	2003	-6,28%	3,59%	0,9392	0,0337	Uncertain/Fluctuating	6	-0,0065	0,9935
Oxyura maccoa, Southern Africa	131	-5,54%	1,60%	0,9461	0,0151	Large decline	2003	-10,84%	2,55%	0,8972	0,0228	Large decline	6	-0,0065	0,9935

Species, Population	N plots	Slope Add	SE of Slope Add	Slope Mul	SE of Slope Mul	Long-term Assessment	Slope from Year	Slope from Add	SE of Slope from Add	Slope from Mul	SE off Slope from Mul	Short term Assessment	Generation Length (yrs)	Long term dec threshold for Add slope	Long term dec threshold for Mul slope
Grus grus, North-west Europe/Iberia & Morocco	231	3,58%	0,43%	1,0364	0,0045	Large increase	2003	9,23%	1,24%	1,0967	0,0136	Large increase	13,4	-0,0029	0,9971
Grus grus, North-east & Central Europe/North Africa	103	15,27%	5,19%	1,1650	0,0604	Large increase	2003	10,63%	2,31%	1,1121	0,0257	Large increase	13,4	-0,0029	0,9971
Grus grus, Eastern Europe/Turkey Middle East & NE Africa	86	-3,36%	3,13%	0,9670	0,0302	Uncertain/Fluctuating	2003	5,39%	8,04%	1,0554	0,0848	Uncertain/Fluctuating	13,4	-0,0029	0,9971
Grus grus, Western Siberia/South Asia	12	-22,78%	8,96%	0,7963	0,0713	Large decline	2003	-5,63%	22,94%	0,9453	0,2169	Uncertain/Fluctuating	13,4	-0,0029	0,9971
Fulica cristata, Sub-Saharan Africa	408	-3,48%	1,54%	0,9658	0,0149	Moderate decline	2003	-7,20%	1,60%	0,9305	0,0149	Large decline	7	-0,0056	0,9944
Fulica atra atra, North-west Europe (win)	3.953	0,19%	0,06%	1,0019	0,0006	Moderate increase	2003	-1,44%	0,22%	0,9857	0,0022	Large decline	7	-0,0056	0,9944
Fulica atra atra, Black Sea & Mediterranean (win)	2.504	0,93%	0,12%	1,0093	0,0012	Large increase	2003	2,02%	0,44%	1,0204	0,0044	Large increase	7	-0,0056	0,9944
Fulica atra atra, South-west Asia (win)	402	-12,94%	1,33%	0,8786	0,0117	Large decline	2003	-12,94%	1,33%	0,8786	0,0117	Large decline	7	-0,0056	0,9944
Haematopus moquini, Coastal Southern Africa	71	-0,16%	0,73%	0,9984	0,0073	Uncertain/Fluctuating	2003	3,73%	1,37%	1,0380	0,0142	Large increase	13,7	-0,0028	0,9972
Haematopus ostralegus ostralegus, Europe/South & West Europe & NW Africa	1.203	-2,05%	0,07%	0,9797	0,0007	Large decline	2003	-2,58%	0,29%	0,9745	0,0028	Large decline	13,7	-0,0028	0,9972
Himantopus himantopus himantopus, Southern Africa ('meridionalis')	323	3,18%	0,74%	1,0323	0,0077	Large increase	2003	2,17%	1,37%	1,0219	0,014	Uncertain/Fluctuating	7,3	-0,0054	0,9947
Himantopus himantopus himantopus, SW Europe & North-west Africa/West Africa	394	10,99%	0,77%	1,1161	0,0086	Large increase	2003	3,03%	1,63%	1,0307	0,0168	Uncertain/Fluctuating	7,3	-0,0054	0,9947
Recurvirostra avosetta, Southern Africa	195	5,26%	0,59%	1,0540	0,0062	Large increase	2003	-0,14%	1,33%	0,9986	0,0133	Uncertain/Fluctuating	8,7	-0,0045	0,9955
Recurvirostra avosetta, Eastern Africa	21	3,52%	18,26%	1,0359	0,1892	Uncertain/Fluctuating	2003	-18,76%	6,12%	0,8289	0,0507	Large decline	8,7	-0,0045	0,9955
Recurvirostra avosetta, Western Europe & North-west Africa (bre)	311	1,43%	0,28%	1,0144	0,0029	Large increase	2003	-0,22%	0,96%	0,9978	0,0096	Uncertain/Fluctuating	8,7	-0,0045	0,9955

Species, Population	N plots	Slope Add	SE of Slope Add	Slope Mul	SE of Slope Mul	Long-term Assessment	Slope from Year	Slope from Add	SE of Slope from Add	Slope from Mul	SE off Slope from Mul	Short term Assessment	Generation Length (yrs)	Long term dec threshold for Add slope	Long term dec threshold for Mul slope
Recurvirostra avosetta, South-east Europe Black Sea & Turkey (bre)	260	0,78%	0,39%	1,0079	0,0039	Moderate increase	2003	1,25%	1,11%	1,0126	0,0113	Uncertain/Fluctuating	8,7	-0,0045	0,9955
Recurvirostra avosetta, West & South-west Asia/Eastern Africa	90	-12,70%	2,07%	0,8807	0,0182	Large decline	2003	-9,76%	2,41%	0,9070	0,0218	Large decline	8,7	-0,0045	0,9955
Vanellus vanellus, Europe/Europe & North Africa	3.769	-0,70%	0,11%	0,9930	0,0011	Large decline	2003	-4,24%	0,35%	0,9585	0,0034	Large decline	9	-0,0043	0,9957
Pluvialis apricaria apricaria, Britain, Ireland, Denmark, Germany & Baltic (bre) & altifrons, Iceland & Faroes/East Atlantic coast & altifrons, Northern Europe/Western Europe & NW Africa combined	819	1,24%	0,25%	1,0125	0,0025	Large increase	2003	-10,20%	0,75%	0,9030	0,0068	Large decline	5,2	-0,0076	0,9925
Pluvialis apricaria altifrons, Northern Siberia/Caspian & Asia Minor	12	31,74%	42,27%	1,3735	0,5807	Uncertain/Fluctuating	2003	-40,32%	11,41%	0,6682	0,0762	Large decline	5,2	-0,0076	0,9925
Pluvialis squatarola, W Siberia & Canada/W Europe & W Africa	894	0,33%	0,13%	1,0033	0,0013	Moderate increase	2003	-0,49%	0,46%	0,9952	0,0046	Uncertain/Fluctuating	6	-0,0065	0,9935
Charadrius hiaticula hiaticula, Northern Europe/Europe & North Africa	691	0,85%	0,18%	1,0085	0,0018	Moderate increase	2003	-0,03%	0,61%	0,9997	0,0061	Uncertain/Fluctuating	5,1	-0,0077	0,9923
Charadrius dubius curonicus, West & South-west Asia/Eastern Africa	51	-13,08%	4,83%	0,8774	0,0424	Large decline	2003	-7,01%	18,62%	0,9323	0,1736	Uncertain/Fluctuating	5	-0,0079	0,9921
Charadrius alexandrinus alexandrinus, West Europe & West Mediterranean/West Africa	556	2,88%	0,48%	1,0292	0,0050	Large increase	2003	8,94%	1,50%	1,0935	0,0164	Large increase	5	-0,0079	0,9921
Charadrius alexandrinus alexandrinus, Black Sea & East Mediterranean/Eastern Sahel	113	4,57%	2,85%	1,0467	0,0299	Uncertain/Fluctuating	2003	1,68%	5,65%	1,0170	0,0575	Uncertain/Fluctuating	5	-0,0079	0,9921
Charadrius alexandrinus alexandrinus, SW & Central Asia/SW Asia & NE Africa	274	5,67%	1,35%	1,0583	0,0143	Large increase	2003	5,53%	3,09%	1,0568	0,0327	Uncertain/Fluctuating	5	-0,0079	0,9921

Species, Population	N plots	Slope Add	SE of Slope Add	Slope Mul	SE of Slope Mul	Long-term Assessment	Slope from Year	Slope from Add	SE of Slope from Add	Slope from Mul	SE of Slope from Mul	Short term Assessment	Generation Length (yrs)	Long term dec threshold for Add slope	Long term dec threshold for Mul slope
<i>Charadrius pallidus pallidus</i> , Southern Africa	35	7,94%	1,26%	1,0827	0,0136	Large increase	2003	-1,52%	2,21%	0,9849	0,0218	Uncertain/Fluctuating	5,2	-0,0076	0,9925
<i>Charadrius leschenaultii columbinus</i> , Turkey & SW Asia/E. Mediterranean & Red Sea	40	6,45%	6,36%	1,0667	0,0679	Uncertain/Fluctuating	2003	-26,15%	18,20%	0,7699	0,1401	Uncertain/Fluctuating	5,8	-0,0068	0,9933
<i>Limosa limosa islandica</i> , Iceland/Western Europe	246	6,96%	0,31%	1,0720	0,0034	Large increase	2003	4,99%	0,70%	1,0512	0,0074	Large increase	8,6	-0,0045	0,9955
<i>Limosa lapponica lapponica</i> , Northern Europe/Western Europe	397	1,32%	0,17%	1,0133	0,0018	Large increase	2003	0,38%	0,58%	1,0039	0,0058	Uncertain/Fluctuating	8,9	-0,0044	0,9956
<i>Limosa lapponica taymyrensis</i> , Western Siberia/West & South-west Africa	120	8,88%	6,87%	1,0928	0,0751	Uncertain/Fluctuating	2003	-8,98%	2,42%	0,9141	0,0221	Large decline	8,9	-0,0044	0,9956
<i>Numenius phaeopus phaeopus</i> , Northern Europe/West Africa	264	10,99%	3,97%	1,1161	0,0443	Large increase	2003	8,22%	1,99%	1,0857	0,0216	Large increase	9,1	-0,0043	0,9957
<i>Numenius arquata arquata</i> , Europe/Europe North & West Africa	2.005	0,74%	0,07%	1,0074	0,0007	Moderate increase	2003	1,06%	0,26%	1,0107	0,0026	Large increase	5	-0,0079	0,9921
<i>Numenius arquata orientalis</i> , Western Siberia/SW Asia E & S Africa	388	0,015%	0,009	1,0153	0,0092	Uncertain/Fluctuating	2003	0,0151	0,009	1,0153	0,0092	Uncertain/Fluctuating	5	-0,0079	0,9921
<i>Tringa totanus ussuriensis</i> , Western Asia/SW Asia NE & Eastern Africa	511	1,14%	0,62%	1,0115	0,0063	Uncertain/Fluctuating	2003	-9,44%	1,74%	0,9099	0,0159	Large decline	6,2	-0,0063	0,9937
<i>Tringa totanus robusta</i> , Iceland & Faroes/Western Europe & <i>britannica</i> , Britain & Ireland/Britain, Ireland, France	1.034	-0,97%	0,09%	0,9903	0,0009	Large decline	2003	-3,61%	0,33%	0,9645	0,0031	Large decline	6,2	-0,0063	0,9937
<i>Arenaria interpres interpres</i> , NE Canada & Greenland/W Europe & NW Africa	697	1,56%	0,15%	1,0157	0,0016	Large increase	2003	2,17%	0,52%	1,0219	0,0053	Large increase	7,3	-0,0054	0,9947
<i>Arenaria interpres interpres</i> , Northern Europe/West Africa	213	0,68%	3,20%	1,0068	0,0322	Uncertain/Fluctuating	2003	2,19%	1,45%	1,0221	0,0148	Uncertain/Fluctuating	7,3	-0,0054	0,9947

Species, Population	N plots	Slope Add	SE of Slope Add	Slope Mul	SE of Slope Mul	Long-term Assessment	Slope from Year	Slope from Add	SE of Slope from Add	Slope from Mul	SE of Slope from Mul	Short term Assessment	Generation Length (yrs)	Long term dec threshold for Add slope	Long term dec threshold for Mul slope
<i>Calidris canutus canutus</i> , Northern Siberia/West & Southern Africa	86	5,14%	10,91%	1,0527	0,1148	Uncertain/Fluctuating	2003	-7,67%	5,15%	0,9261	0,0477	Uncertain/Fluctuating	6,8	-0,0058	0,9943
<i>Calidris canutus islandica</i> , NE Canada & Greenland/Western Europe	343	-0,26%	0,18%	0,9974	0,0018	Uncertain/Fluctuating	2003	-1,74%	0,65%	0,9828	0,0064	Moderate decline	6,8	-0,0058	0,9943
<i>Calidris alba</i> , East Atlantic Europe West & Southern Africa (win)	604	6,61%	0,28%	1,0683	0,0030	Large increase	2003	7,62%	0,64%	1,0792	0,0069	Large increase	8,1	-0,0048	0,9952
<i>Calidris minuta</i> , N Europe/S Europe North & West Africa	469	6,28%	0,56%	1,0648	0,0060	Large increase	2003	-3,68%	1,07%	0,9638	0,0103	Large decline	6,8	-0,0058	0,9943
<i>Calidris ferruginea</i> , Central Siberia/SW Asia E & S Africa	319	0,98%	0,34%	1,0099	0,0034	Moderate increase	2003	-7,88%	0,95%	0,9242	0,0088	Large decline	7,6	-0,0051	0,9949
<i>Calidris alpina alpina</i> , NE Europe & NW Siberia/W Europe & NW Africa	1.192	-0,01%	0,09%	0,9999	0,0009	Stable	2003	-1,20%	0,33%	0,9880	0,0032	Large decline	8,1	-0,0048	0,9952
<i>Calidris alpina centralis</i> , Central Siberia/SW Asia & NE Africa	363	6,10%	0,72%	1,0630	0,0076	Large increase	2003	-1,22%	1,69%	0,9879	0,0167	Uncertain/Fluctuating	8,1	-0,0048	0,9952
<i>Larus canus canus</i> , NW & Cent. Europe/Atlantic coast & Mediterranean	3.848	4,25%	0,13%	1,0434	0,0014	Large increase	2003	0,90%	0,33%	1,0091	0,0033	Moderate increase	9,8	-0,0040	0,9960
<i>Larus argentatus argentatus</i> , North & North-west Europe	2.899	2,35%	0,12%	1,0238	0,0013	Large increase	2003	1,66%	0,37%	1,0167	0,0038	Large increase	13	-0,0030	0,9970
<i>Larus cachinnans cachinnans</i> , Black Sea & Western Asia/SW Asia NE Africa	521	7,33%	1,22%	1,0760	0,0131	Large increase	2003	-10,49%	1,50%	0,9004	0,0135	Large decline	12,4	-0,0031	0,9969
<i>Larus armenicus</i> , Armenia Eastern Turkey & NW Iran	94	9,24%	3,50%	1,0968	0,0384	Large increase	2003	8,20%	3,51%	1,0855	0,0381	Large increase	11,5	-0,0034	0,9966
<i>Larus cirrocephalus poiocephalus</i> , West Africa	57	12,59%	3,21%	1,1341	0,0365	Large increase	2003	-7,41%	3,56%	0,9286	0,0331	Large decline	11,5	-0,0034	0,9966
<i>Larus cirrocephalus poiocephalus</i> , Central & Eastern Africa	175	6,33%	3,23%	1,0654	0,0344	Uncertain/Fluctuating	2003	10,15%	1,60%	1,1068	0,0177	Large increase	11,5	-0,0034	0,9966
<i>Larus hartlaubii</i> , Coastal South-west Africa	93	-1,72%	0,93%	0,9830	0,0092	Uncertain/Fluctuating	2003	-2,08%	1,89%	0,9794	0,0185	Uncertain/Fluctuating	10,9	-0,0036	0,9964



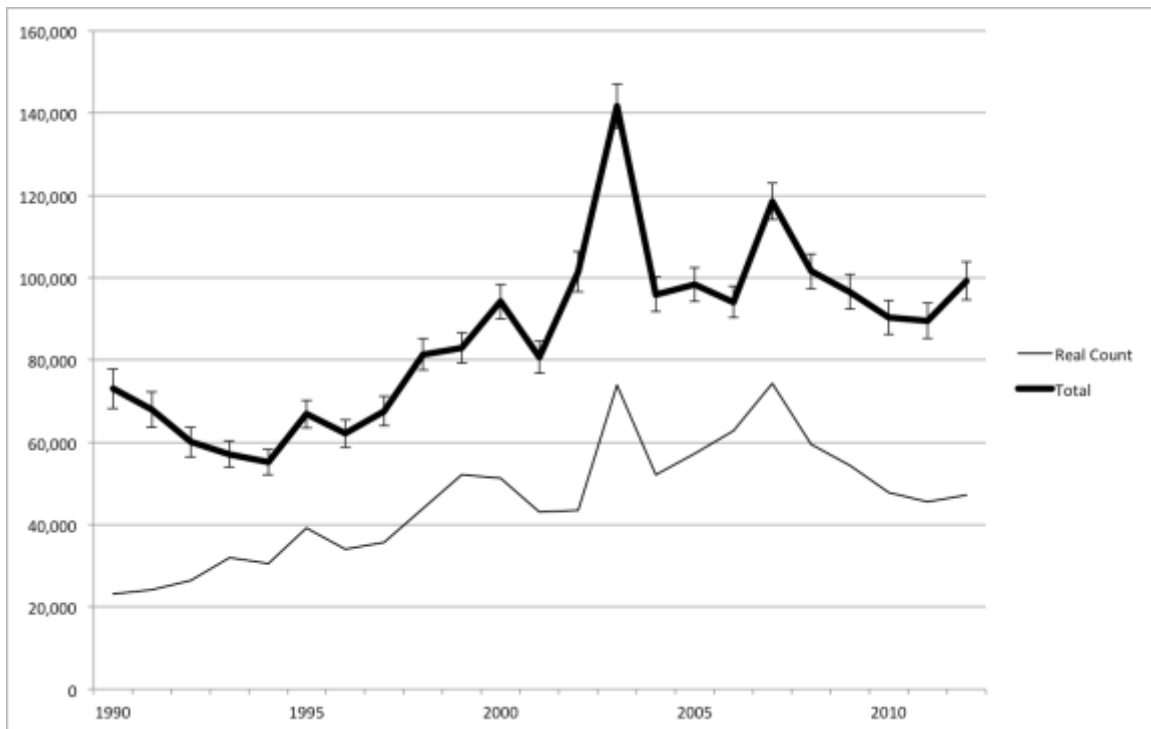
Species, Population	N plots	Slope Add	SE of Slope Add	Slope Mul	SE of Slope Mul	Long-term Assessment	Slope from Year	Slope from Add	SE of Slope from Add	Slope from Mul	SE of Slope from Mul	Short term Assessment	Generation Length (yrs)	Long term dec threshold for Add slope	Long term dec threshold for Mul slope
Larus ridibundus, W Europe/W Europe W Mediterranean West Africa	3,590	0,11%	0,12%	1,0012	0,0012	Uncertain/Fluctuating	2003	-0,77%	0,32%	0,9923	0,0031	Moderate decline	9,6	-0,0041	0,9960
Larus ridibundus, East Europe/Black Sea & East Mediterranean	460	1,49%	0,60%	1,0150	0,0061	Moderate increase	2003	2,08%	0,95%	1,0210	0,0097	Moderate increase	9,6	-0,0041	0,9960
Larus ridibundus, West Asia/SW Asia & NE Africa	444	2,71%	0,77%	1,0275	0,0079	Large increase	2003	-0,44%	1,87%	0,9957	0,0186	Uncertain/Fluctuating	9,6	-0,0041	0,9960
Larus genei, West Africa (bre)	58	7,28%	3,64%	1,0755	0,0392	Uncertain/Fluctuating	2003	-6,23%	6,89%	0,9396	0,0647	Uncertain/Fluctuating	10,5	-0,0037	0,9963
Larus genei, Black Sea & Mediterranean (bre)	217	8,48%	2,01%	1,0885	0,0219	Large increase	2003	3,58%	1,43%	1,0364	0,0148	Large increase	10,5	-0,0037	0,9963
Larus genei, West South-west & South Asia (bre)	318	5,71%	0,99%	1,0588	0,0105	Large increase	2003	-3,56%	2,21%	0,9650	0,0214	Uncertain/Fluctuating	10,5	-0,0037	0,9963
Larus melanocephalus, W Europe Mediterranean & NW Africa	470	5,66%	0,44%	1,0583	0,0046	Large increase	2003	10,23%	0,99%	1,1077	0,0109	Large increase	10,1	-0,0038	0,9962
Larus minutus, W Asia/E Mediterranean Black Sea & Caspian	160	-6,54%	3,10%	0,9367	0,0291	Large decline	2003	-26,43%	4,67%	0,7678	0,0359	Large decline	10,5	-0,0037	0,9963
Sterna caspia caspia, Southern Africa (bre)	136	3,51%	0,92%	1,0358	0,0095	Large increase	2003	-5,40%	1,82%	0,9474	0,0172	Large decline	12,2	-0,0032	0,9968
Sterna caspia caspia, Caspian (bre)	163	8,15%	2,01%	1,0849	0,0218	Large increase	2003	2,64%	4,29%	1,0267	0,0441	Uncertain/Fluctuating	12,2	-0,0032	0,9968
Chlidonias hybridus hybridus, Western Europe & North-west Africa (bre)	57	3,60%	2,15%	1,0367	0,0223	Uncertain/Fluctuating	2003	-8,37%	3,83%	0,9197	0,0352	Large decline	9,9	-0,0039	0,9961
Chlidonias hybridus sclateri, Eastern Africa (Kenya & Tanzania)	15	3,10%	7,13%	1,0315	0,0736	Uncertain/Fluctuating	2004	3,10%	7,13%	1,0315	0,0736	Uncertain/Fluctuating	9,9	-0,0039	0,9961
Chlidonias hybridus sclateri, Southern Africa (Malawi & Zambia to South Africa)	137	-8,57%	2,06%	0,9179	0,0189	Large decline	2003	-8,00%	2,79%	0,9231	0,0257	Large decline	9,9	-0,0039	0,9961
Rynchops flavirostris, Coastal West Africa & Central Africa	7	5,90%	3,72%	1,0608	0,0394	Uncertain/Fluctuating	2003	-7,03%	5,22%	0,9321	0,0487	Uncertain/Fluctuating	11	-0,0035	0,9965
Rynchops flavirostris, Eastern & Southern Africa	17	18,91%	7,02%	1,2082	0,0848	Large increase	2003	-2,48%	6,90%	0,9755	0,0673	Uncertain/Fluctuating	11	-0,0035	0,9965

## Trend graphs

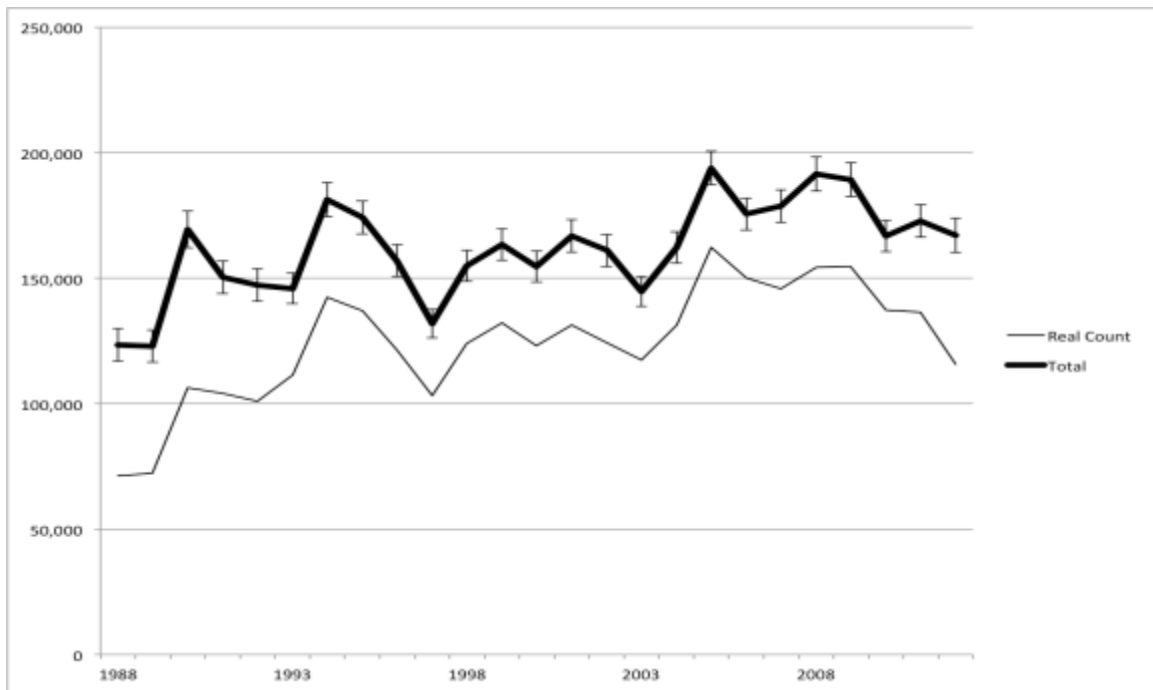
*Gavia immer*, Europe (win)



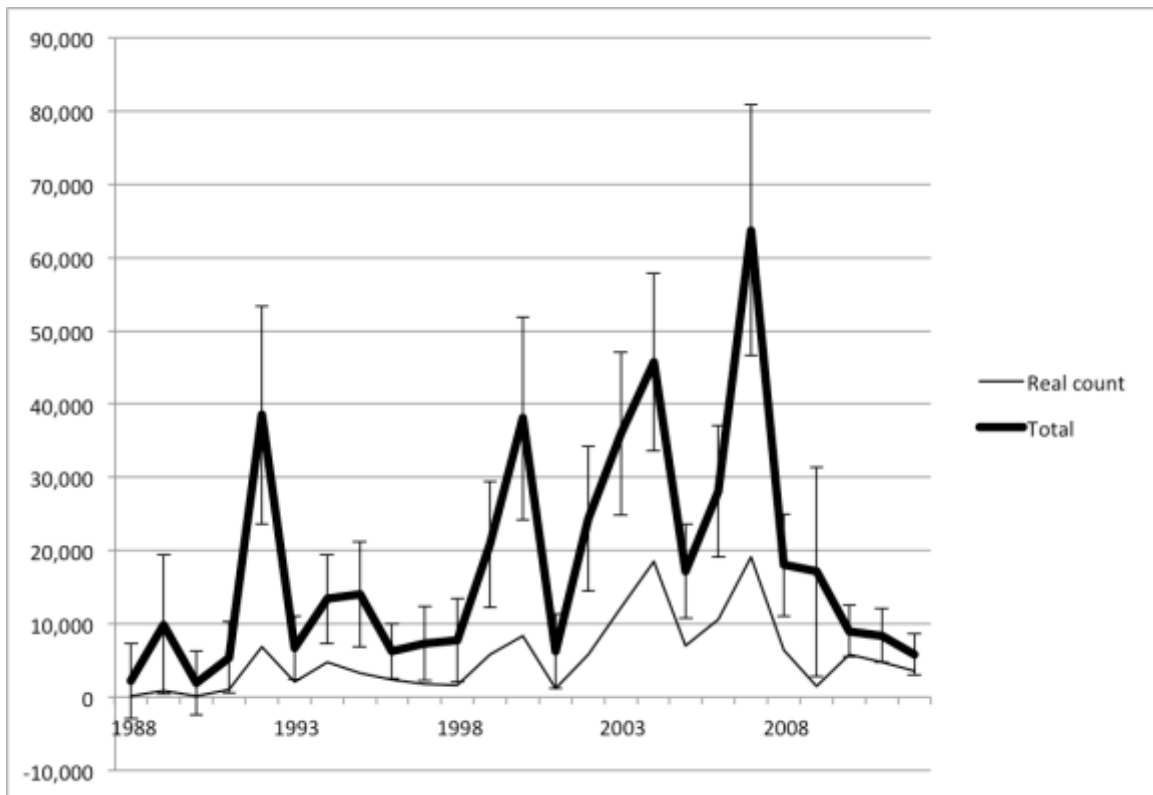
*Tachybaptus ruficollis ruficollis*, Europe & North-west Africa



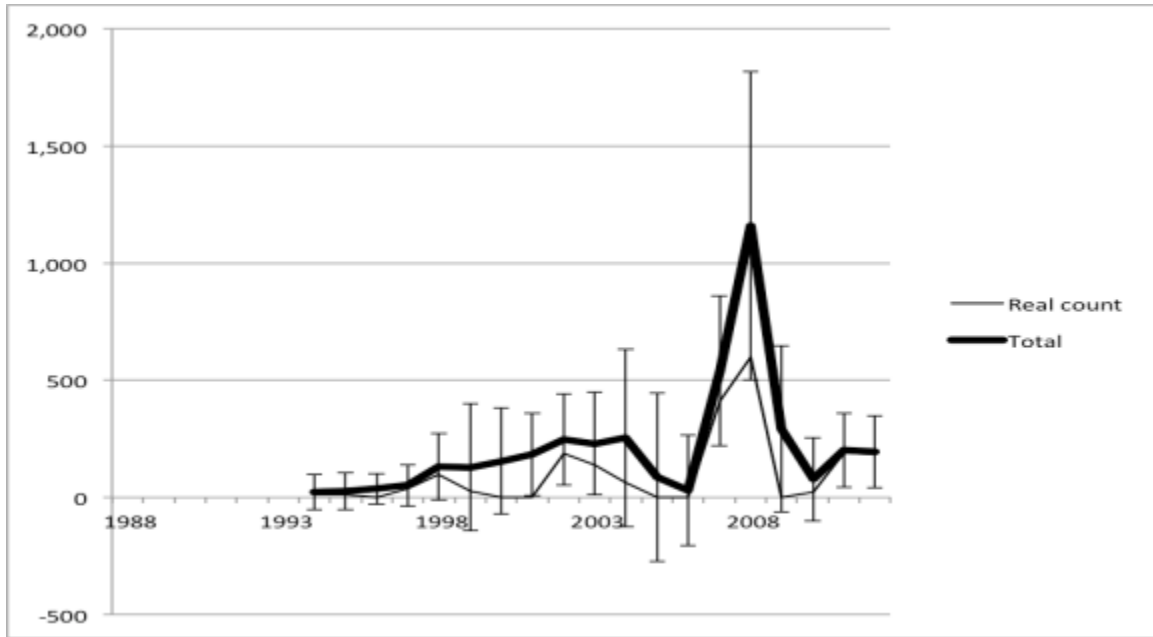
*Podiceps cristatus cristatus*, North-west & Western Europe



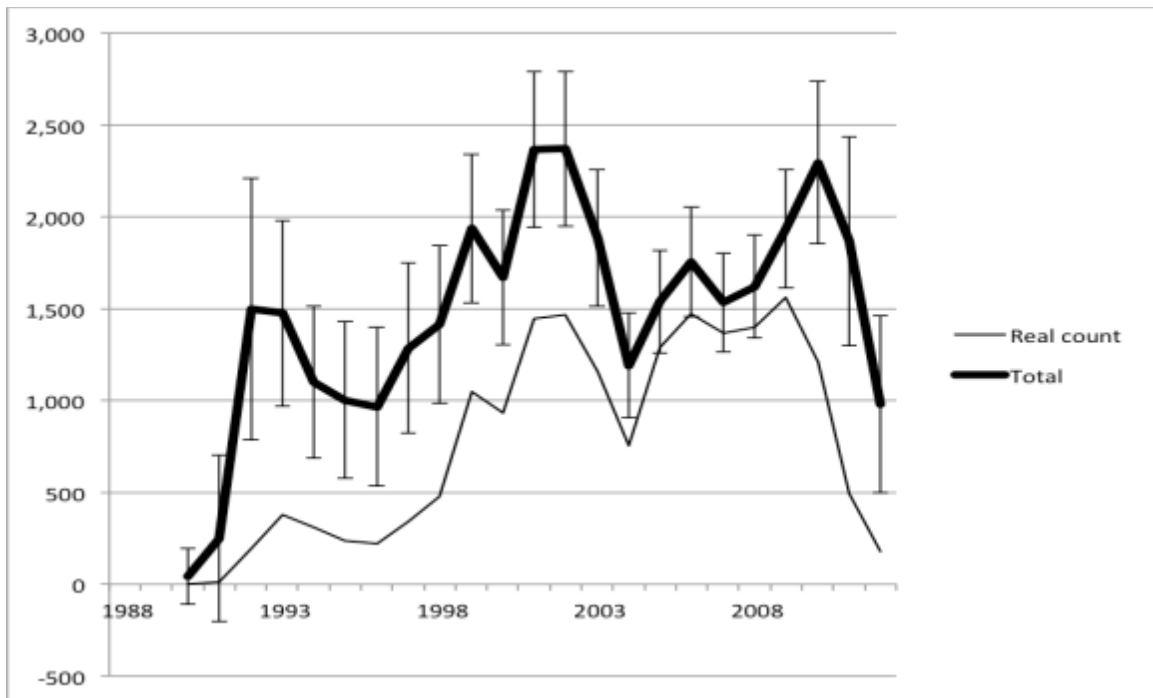
*Podiceps cristatus cristatus*, Caspian & South-west Asia (win)



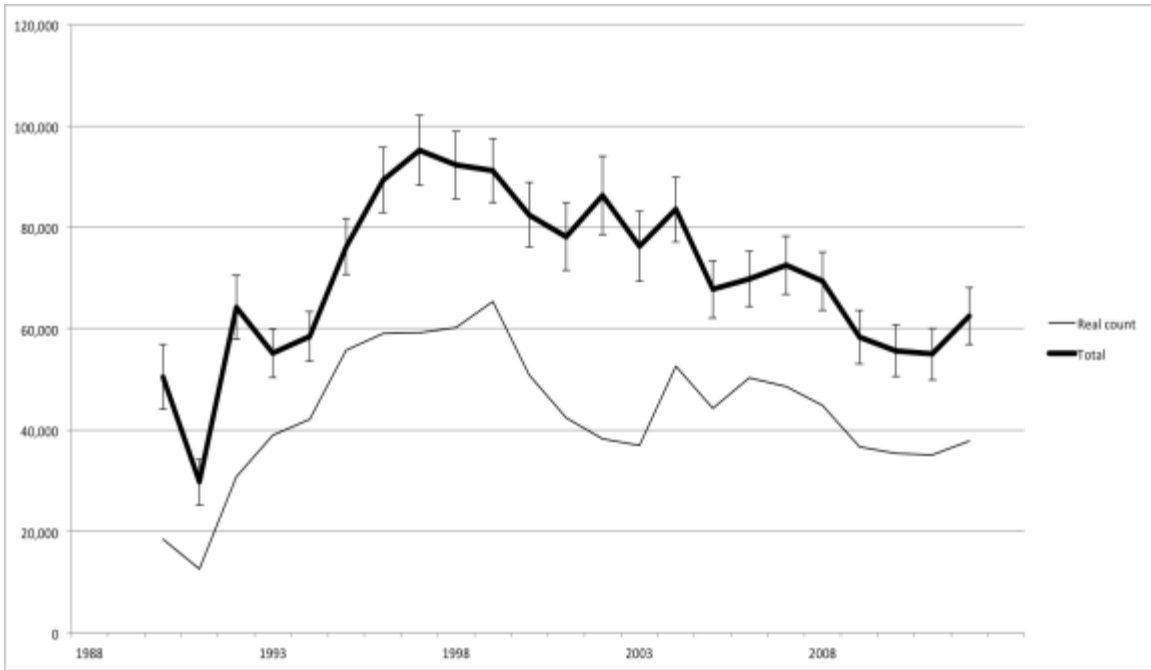
Podiceps cristatus infuscatus, Eastern Africa (Ethiopia to N Zambia)



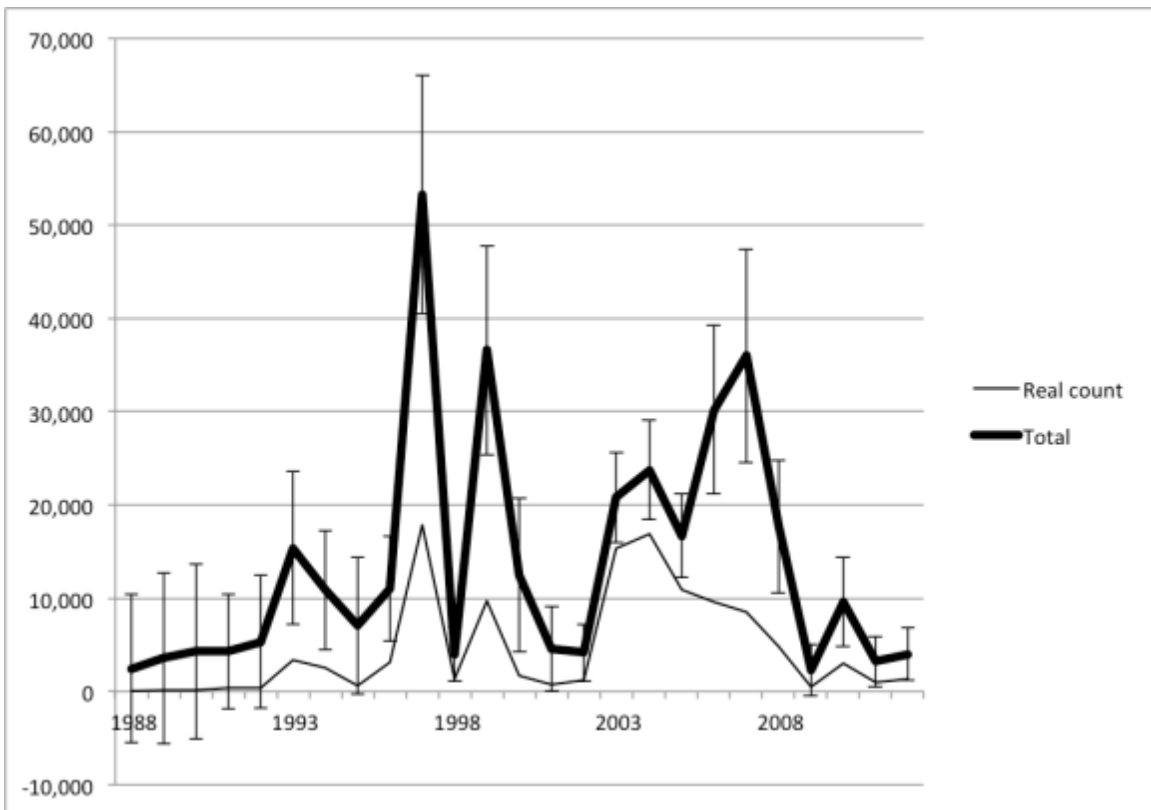
Podiceps cristatus infuscatus, Southern Africa



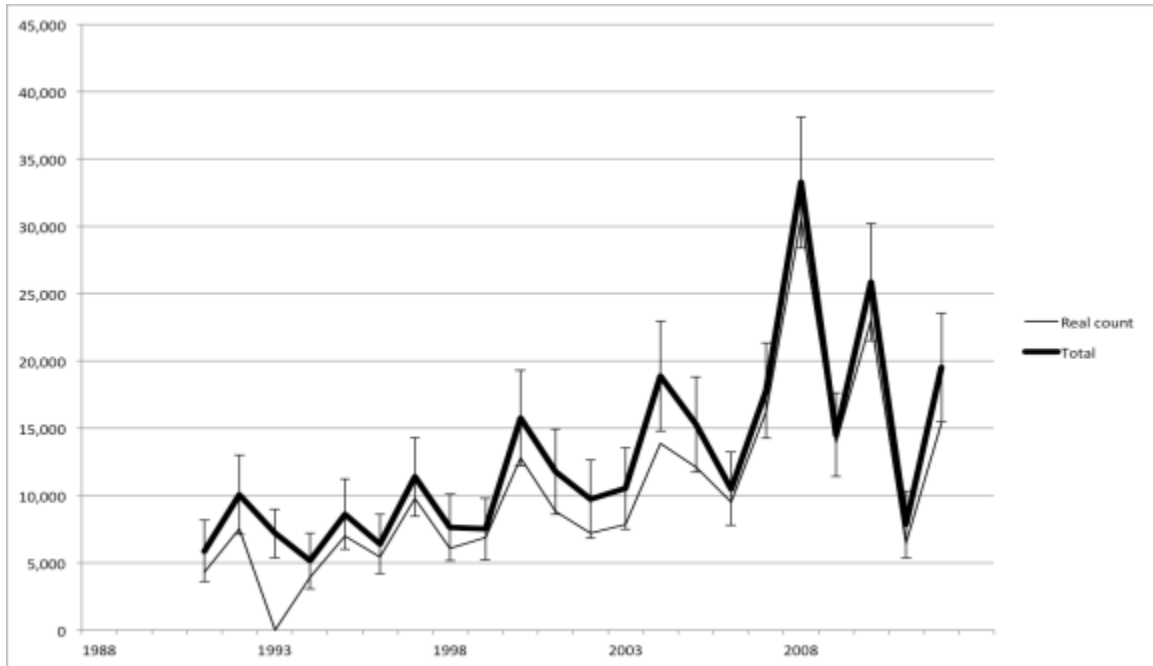
*Podiceps nigricollis nigricollis*, Europe/South & West Europe & North Africa



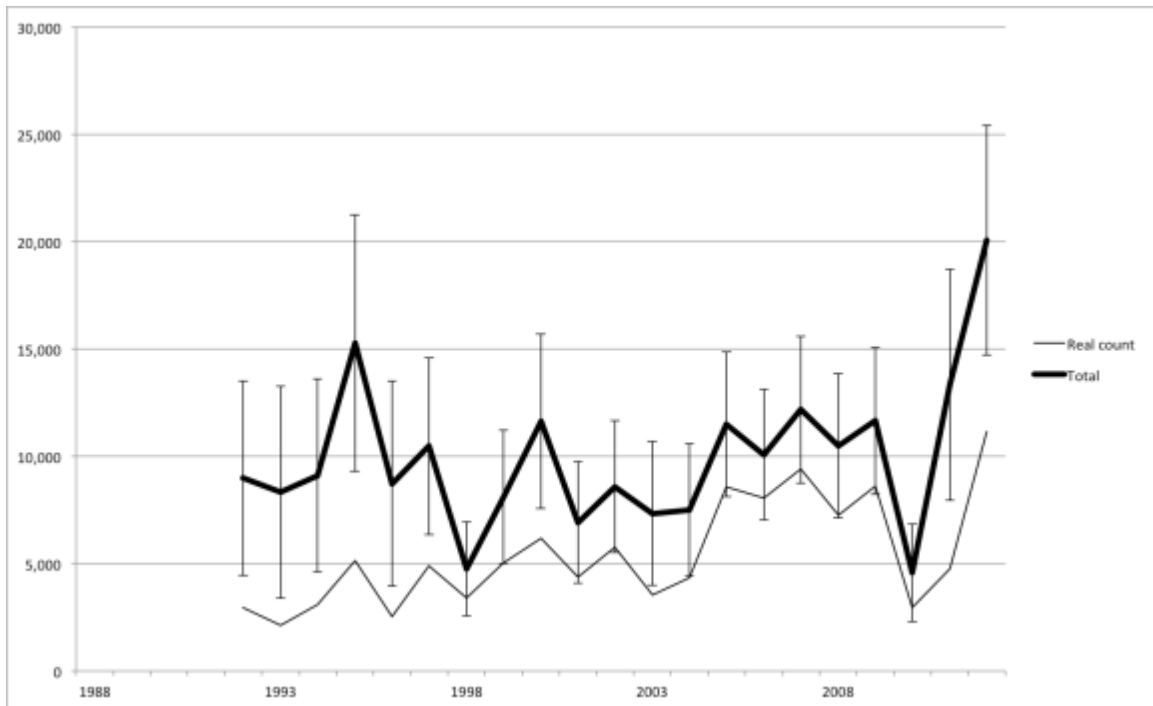
*Podiceps nigricollis nigricollis*, Western Asia/South-west & South Asia



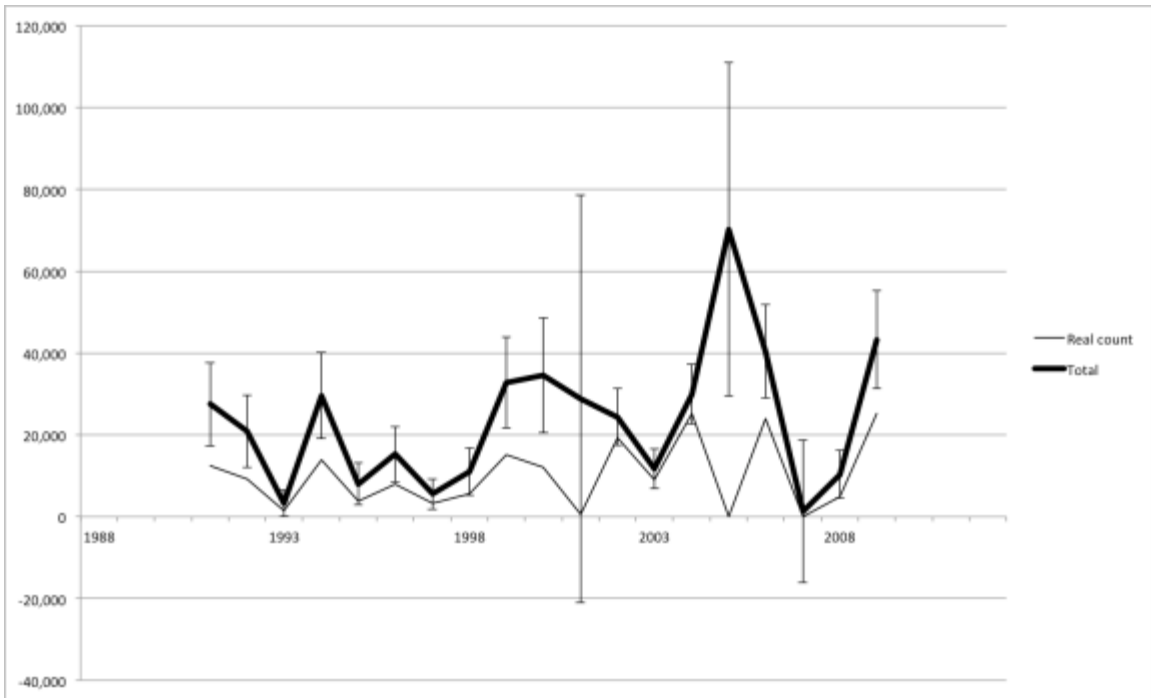
*Podiceps nigricollis gurneyi*, Southern Africa



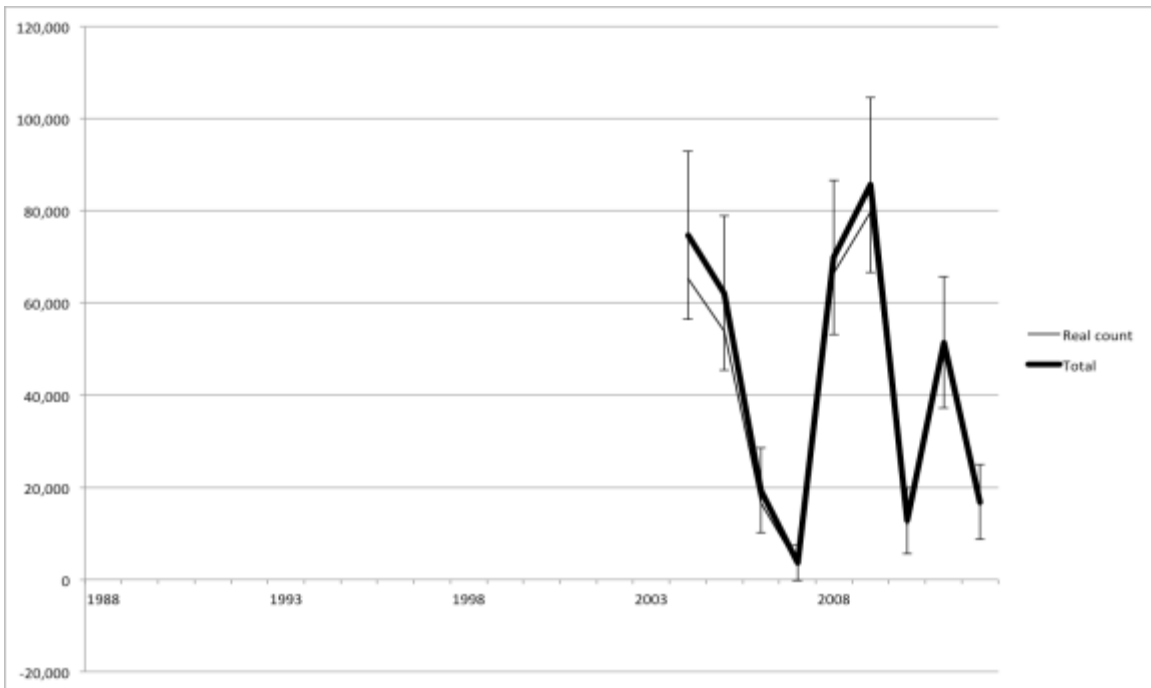
*Pelecanus onocrotalus*, Southern Africa



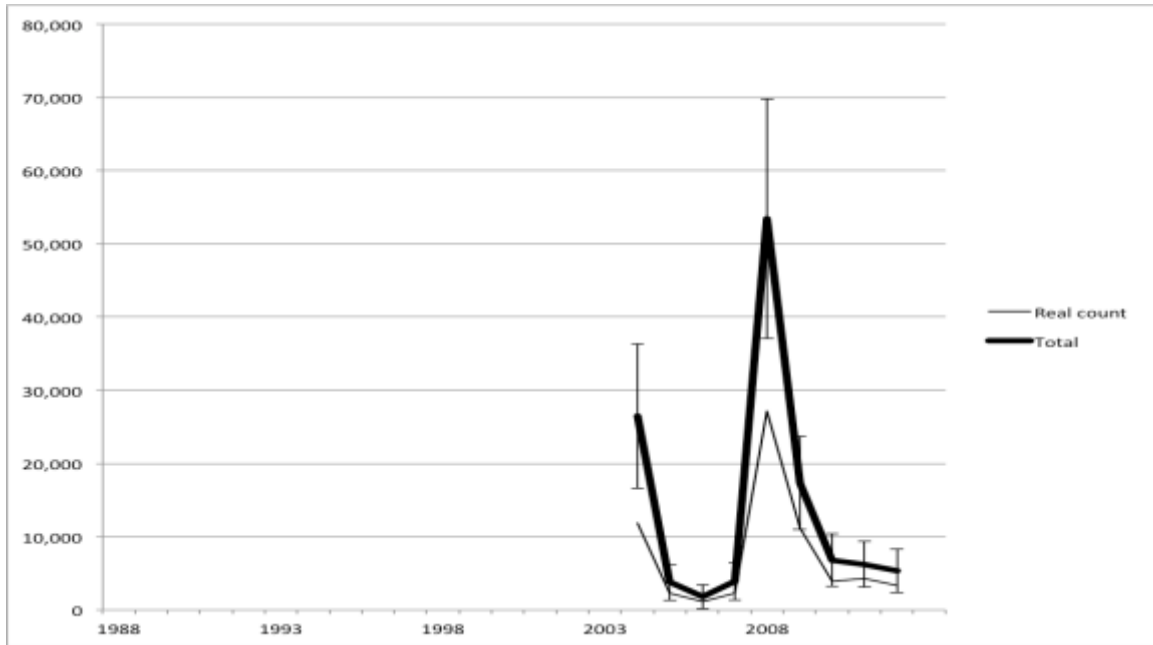
**Pelecanus onocrotalus, West Africa**



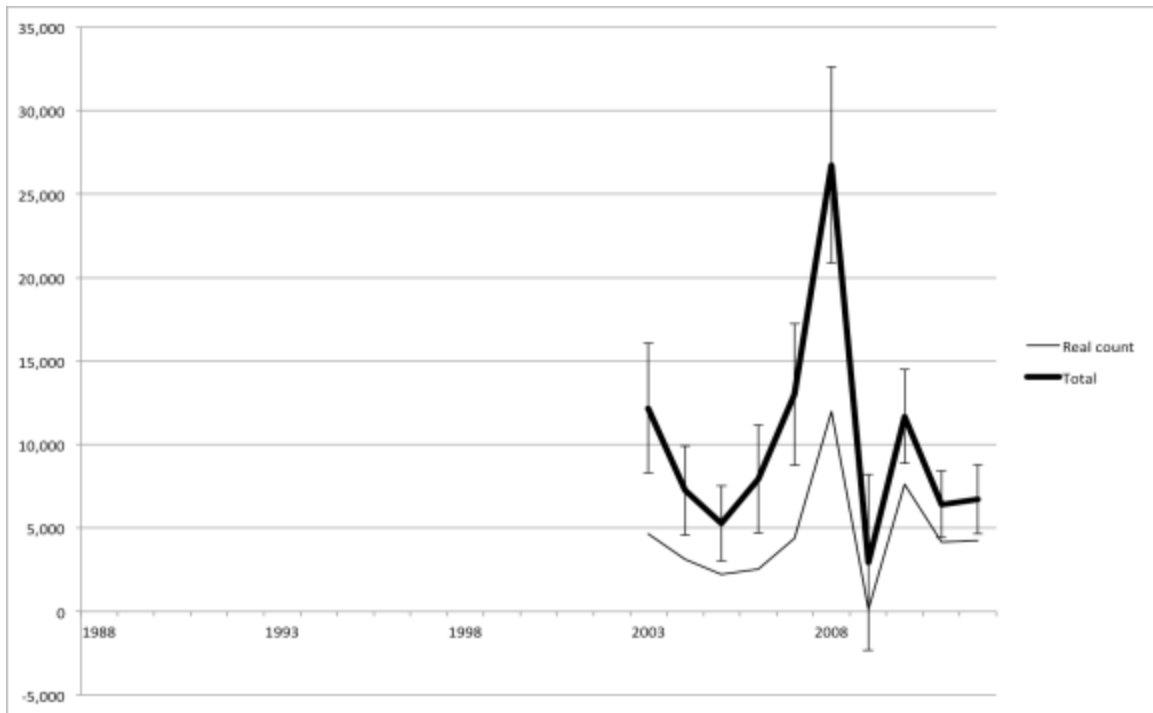
**Pelecanus onocrotalus, Eastern Africa**



*Pelecanus rufescens*, Tropical Africa & SW Arabia

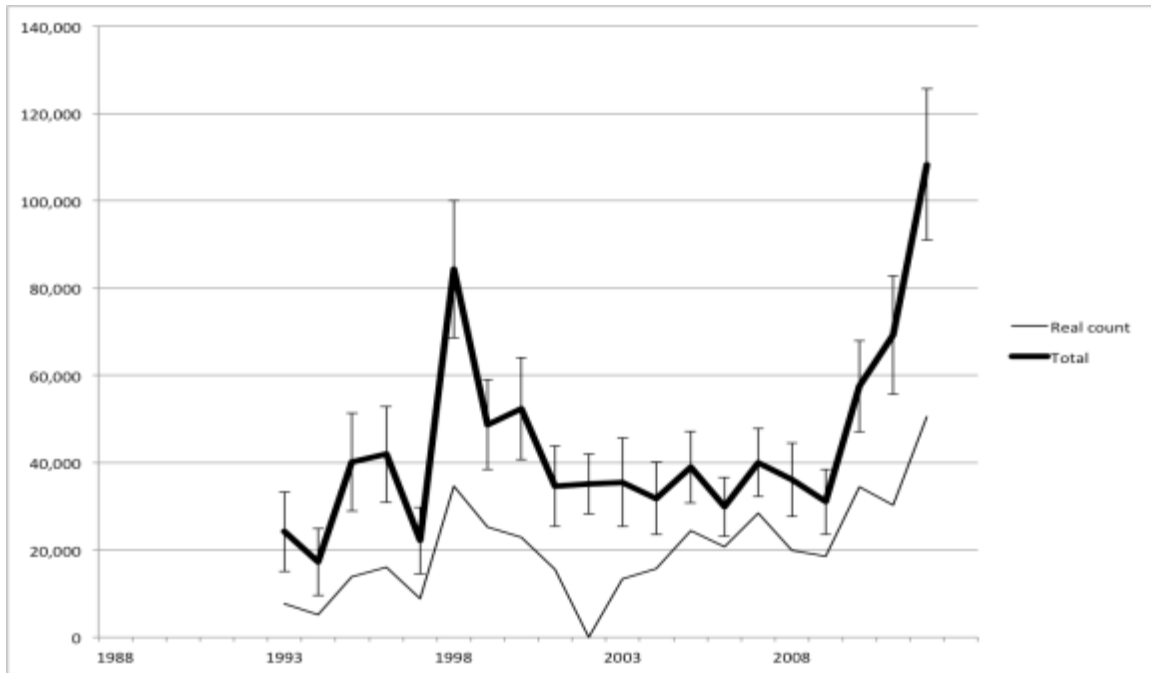


*Pelecanus crispus*, South-west Asia & South Asia (win)

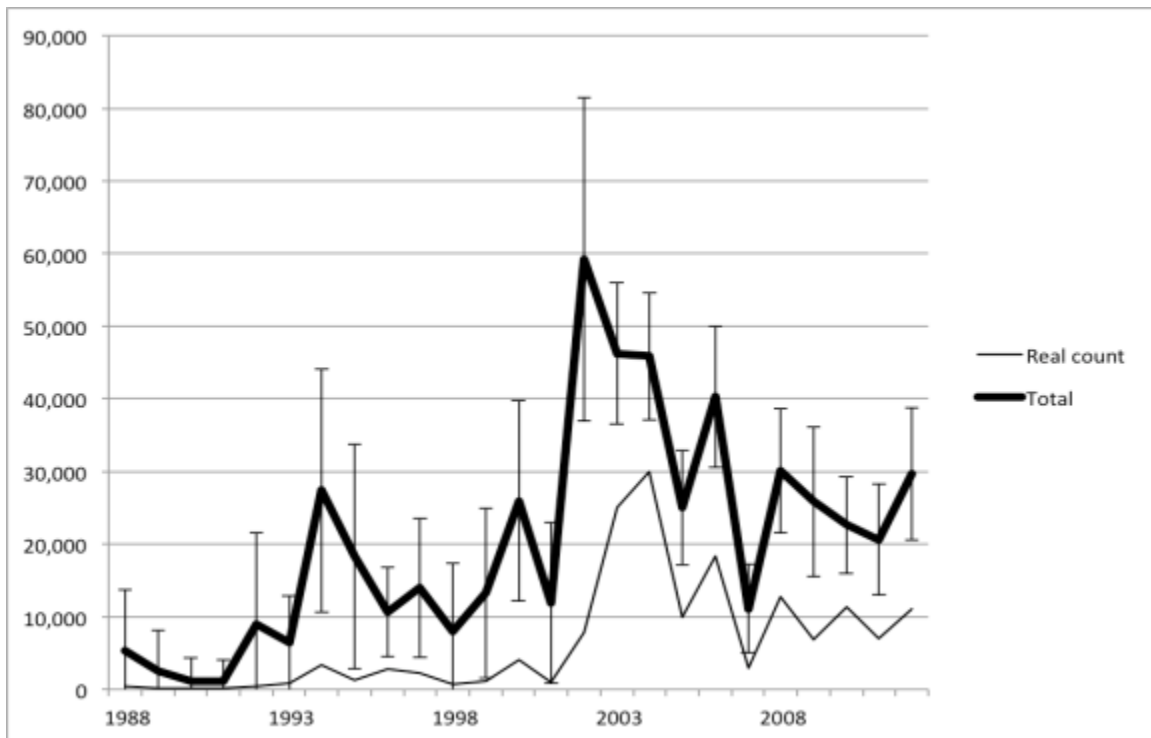




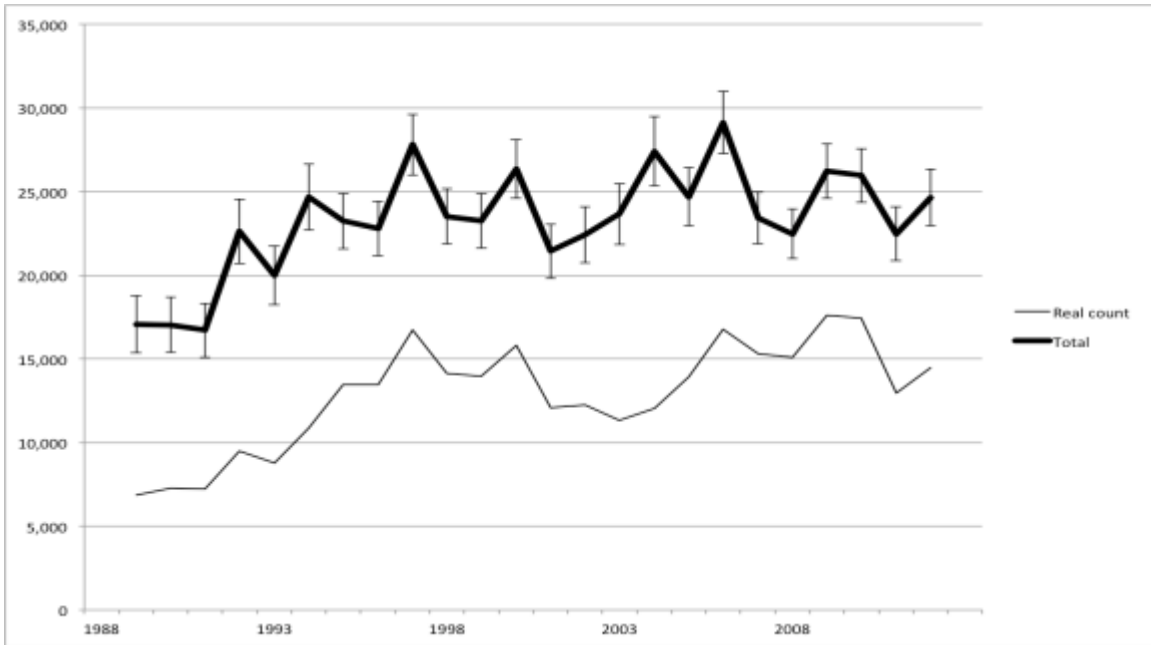
Phalacrocorax pygmeus, Black Sea & Mediterranean



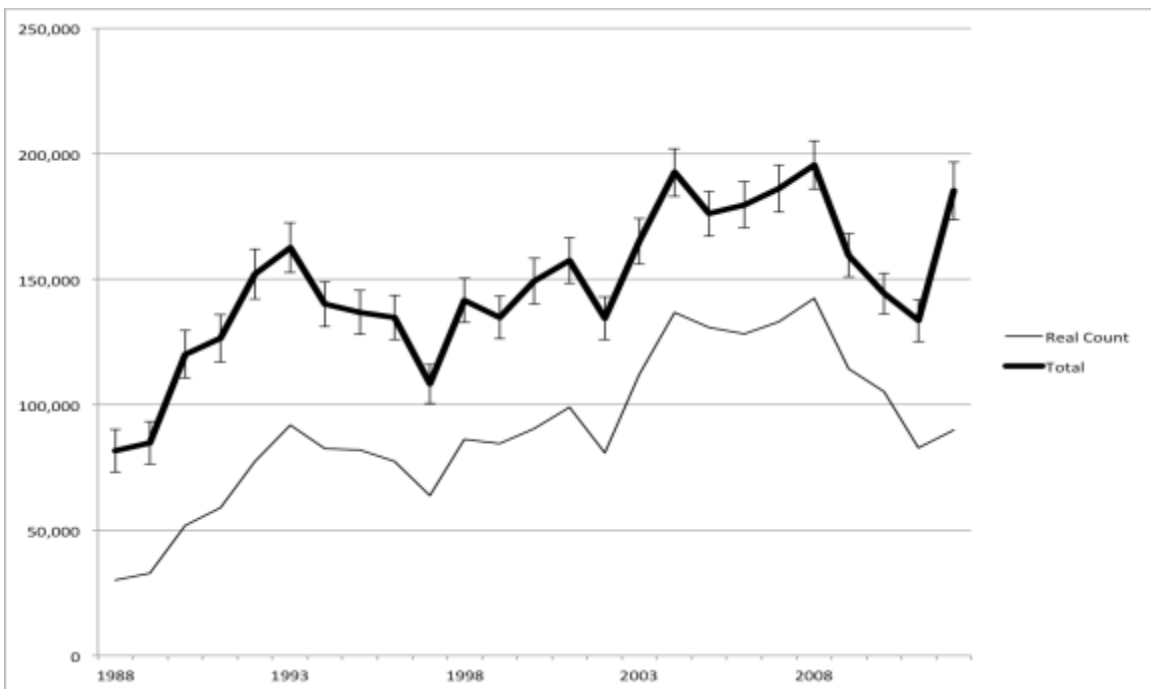
Phalacrocorax pygmeus, South-west Asia



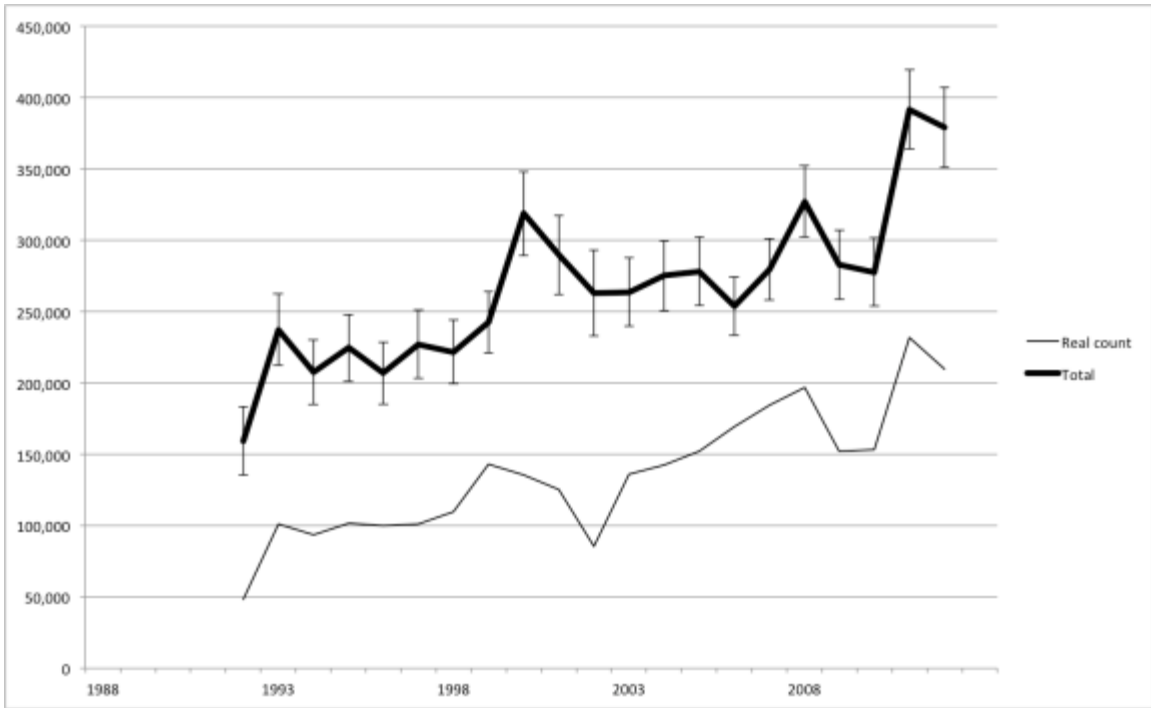
Phalacrocorax carbo carbo, North-west Europe



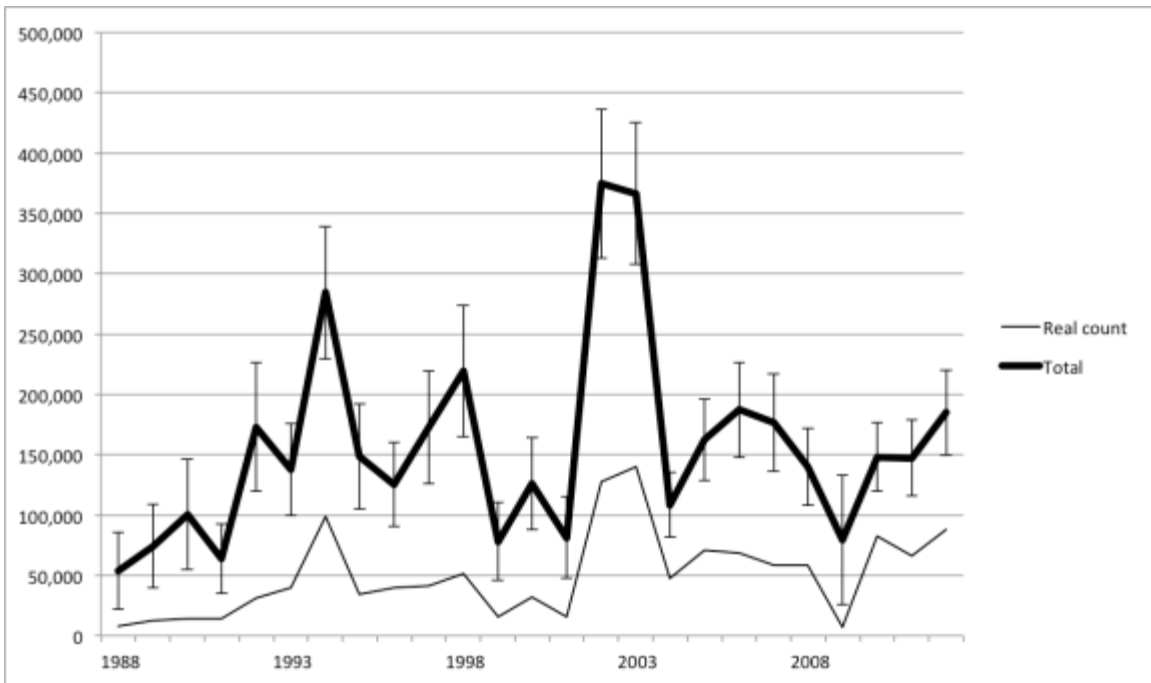
Phalacrocorax carbo sinensis, Northern & Central Europe



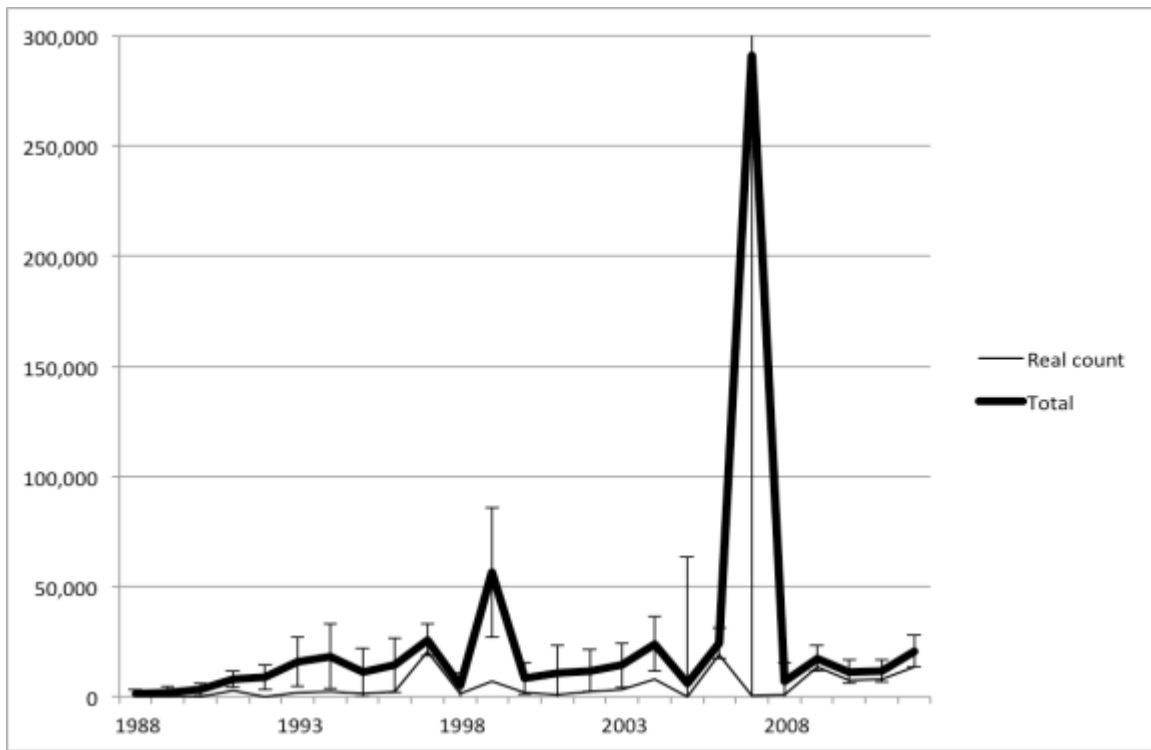
*Phalacrocorax carbo sinensis*, Black Sea & Mediterranean



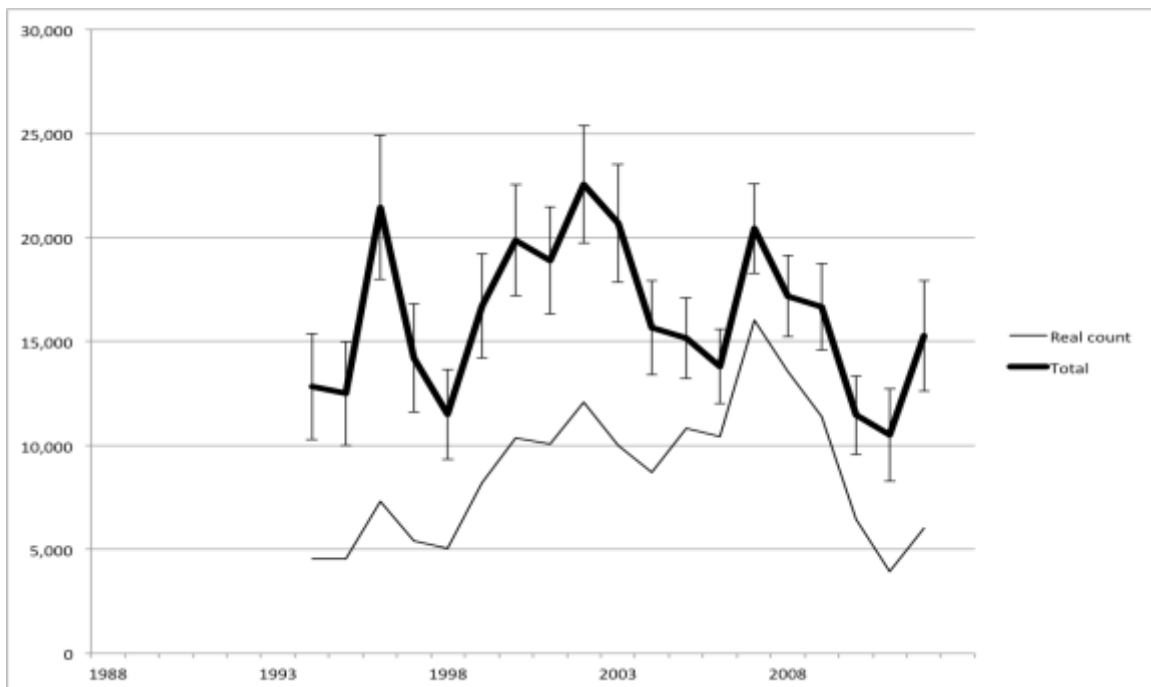
*Phalacrocorax carbo sinensis*, West & South-west Asia



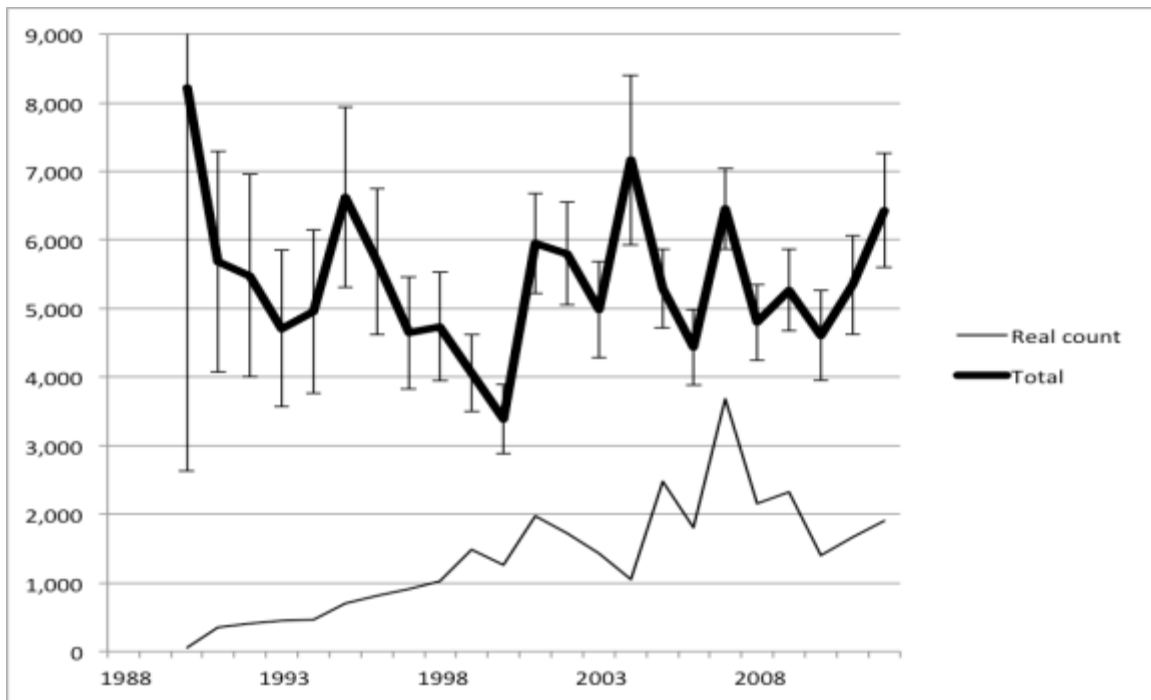
Phalacrocorax carbo lucidus, Coastal West Africa



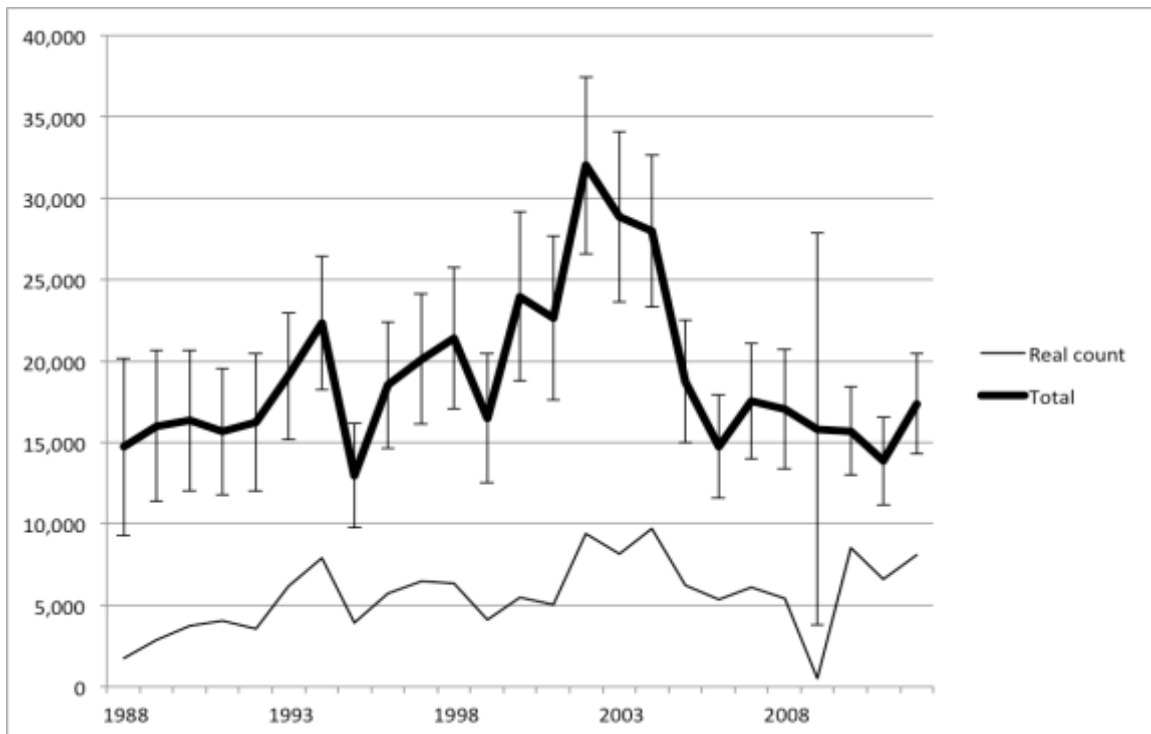
Phalacrocorax carbo lucidus, Coastal Southern Africa



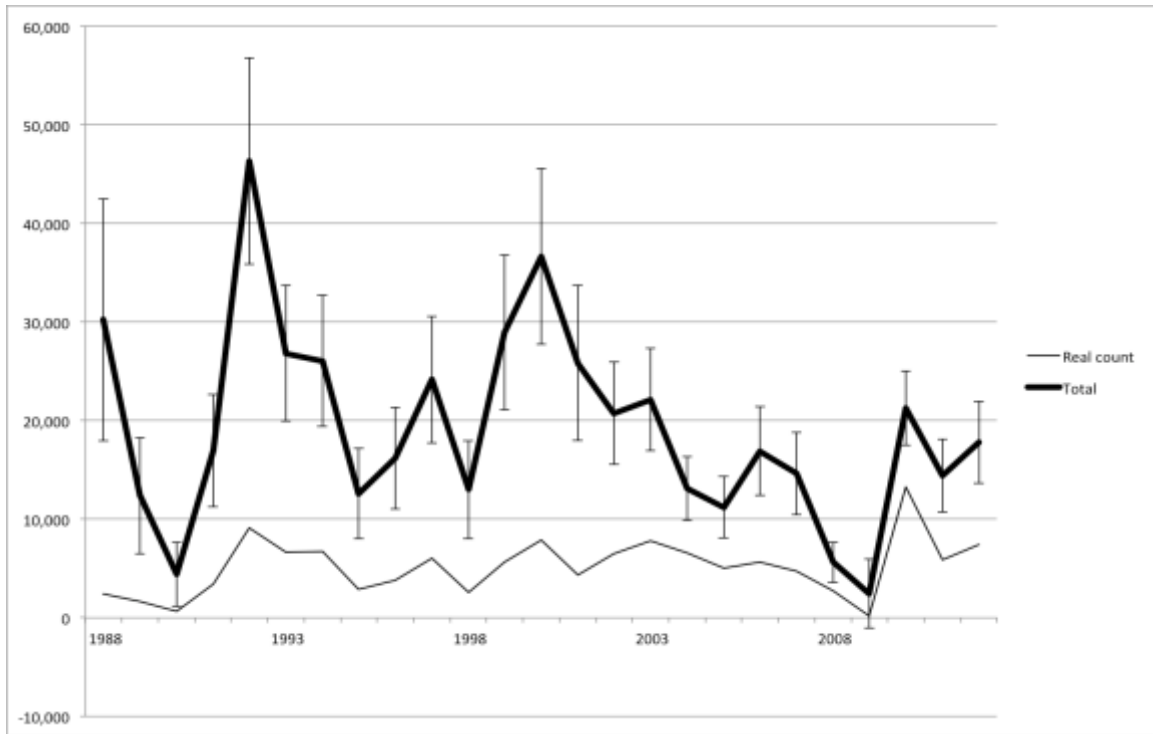
Ardea cinerea cinerea, Sub-Saharan Africa



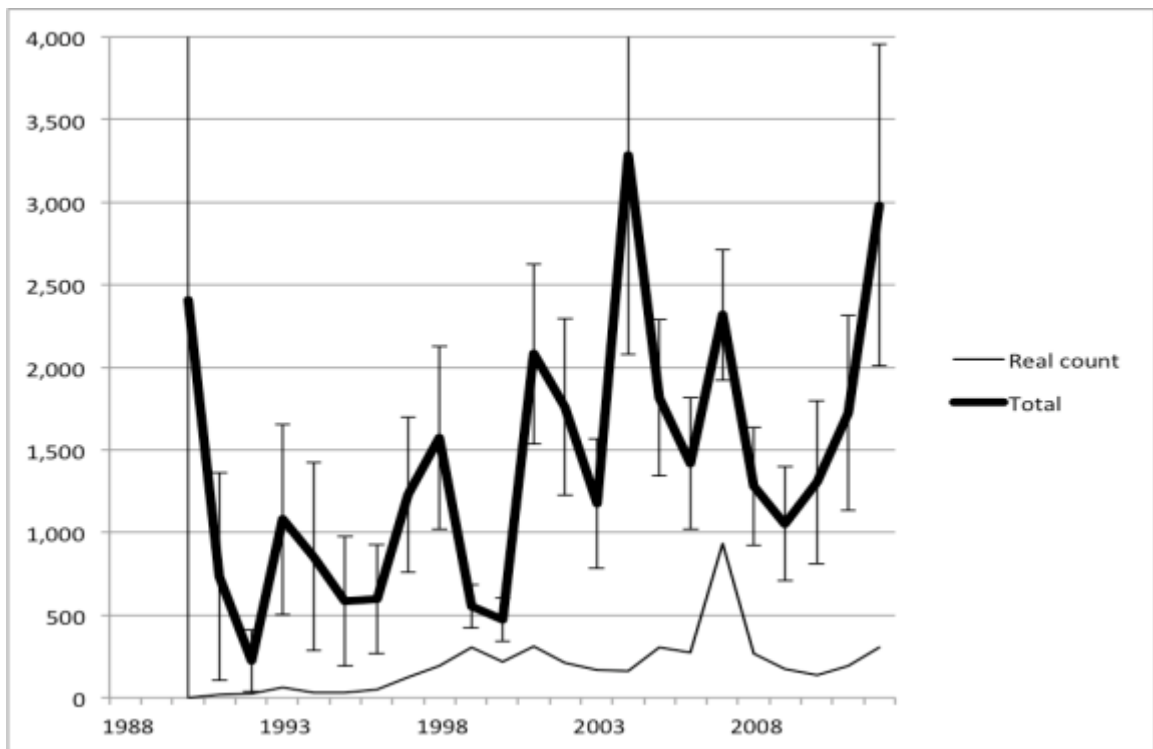
Ardea cinerea cinerea, West & South-west Asia (bre)



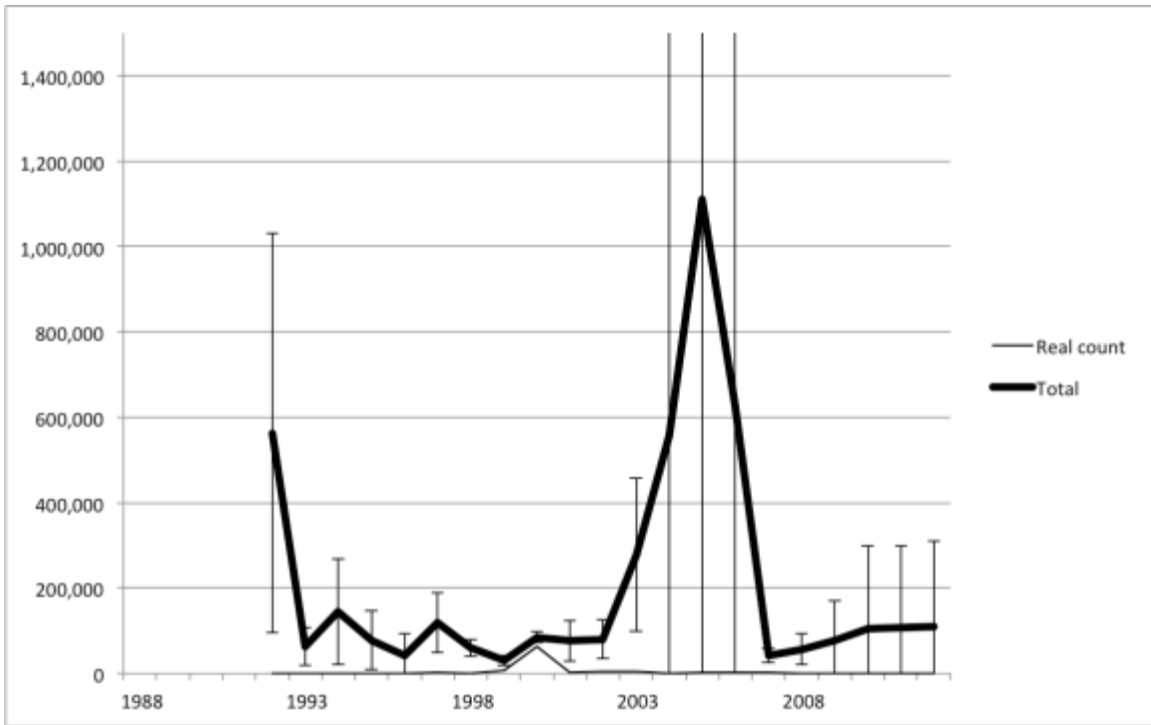
Casmerodius albus albus, Western Asia/South-west Asia



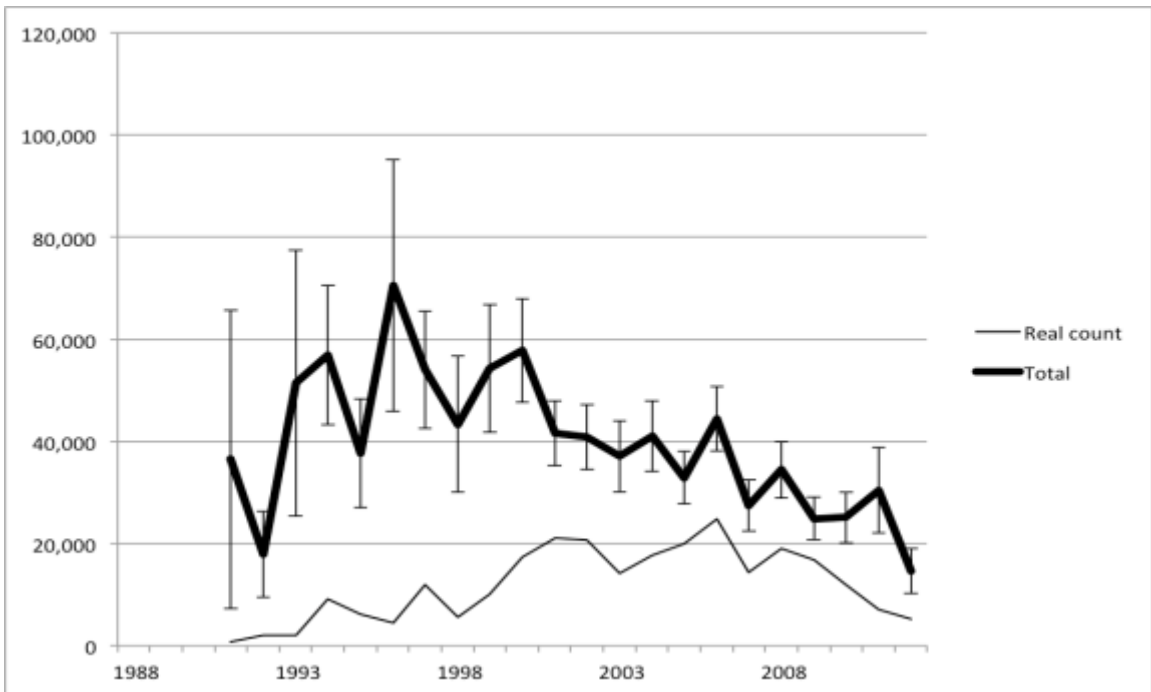
Ardea purpurea purpurea, Tropical Africa



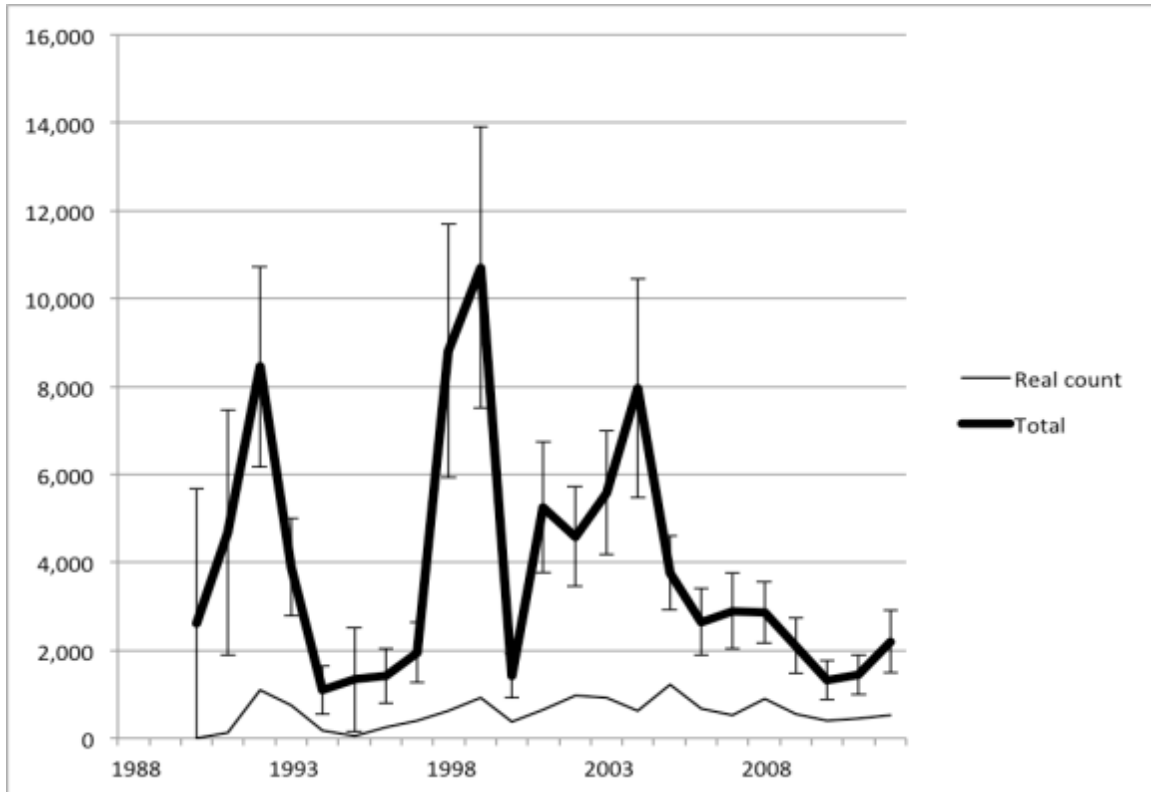
**Bubulcus ibis ibis, Tropical Africa**



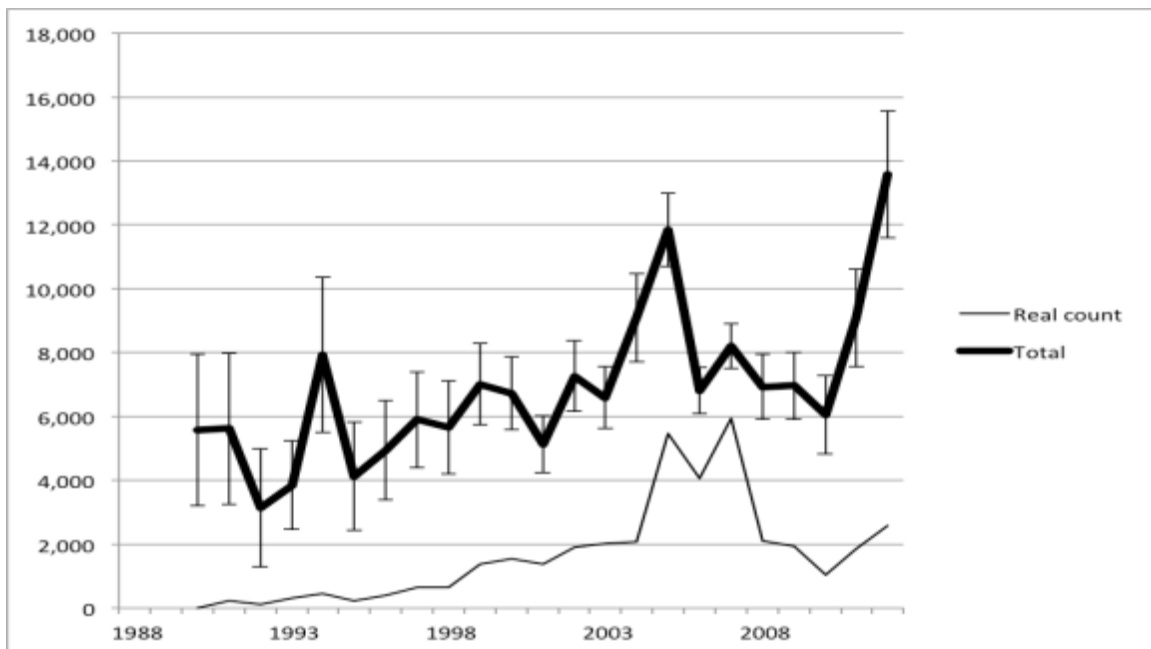
**Bubulcus ibis ibis, Southern Africa**



*Ardeola ralloides paludivaga*, Sub-Saharan Africa & Madagascar

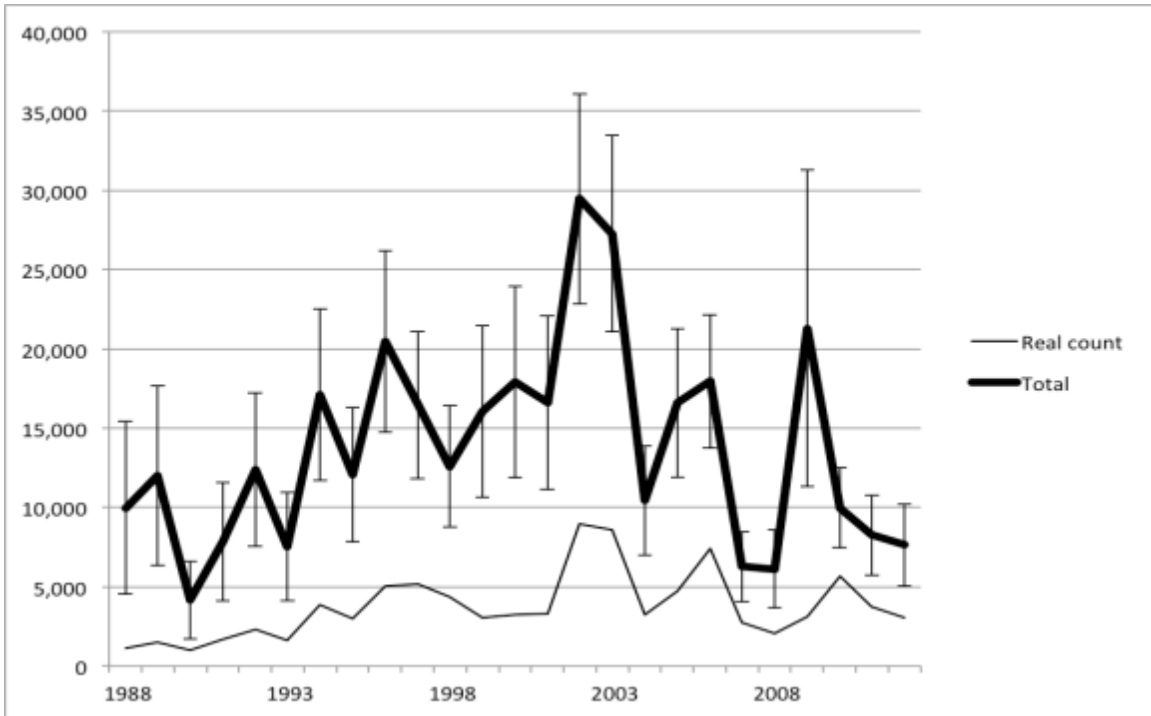


*Egretta garzetta garzetta*, Sub-Saharan Africa

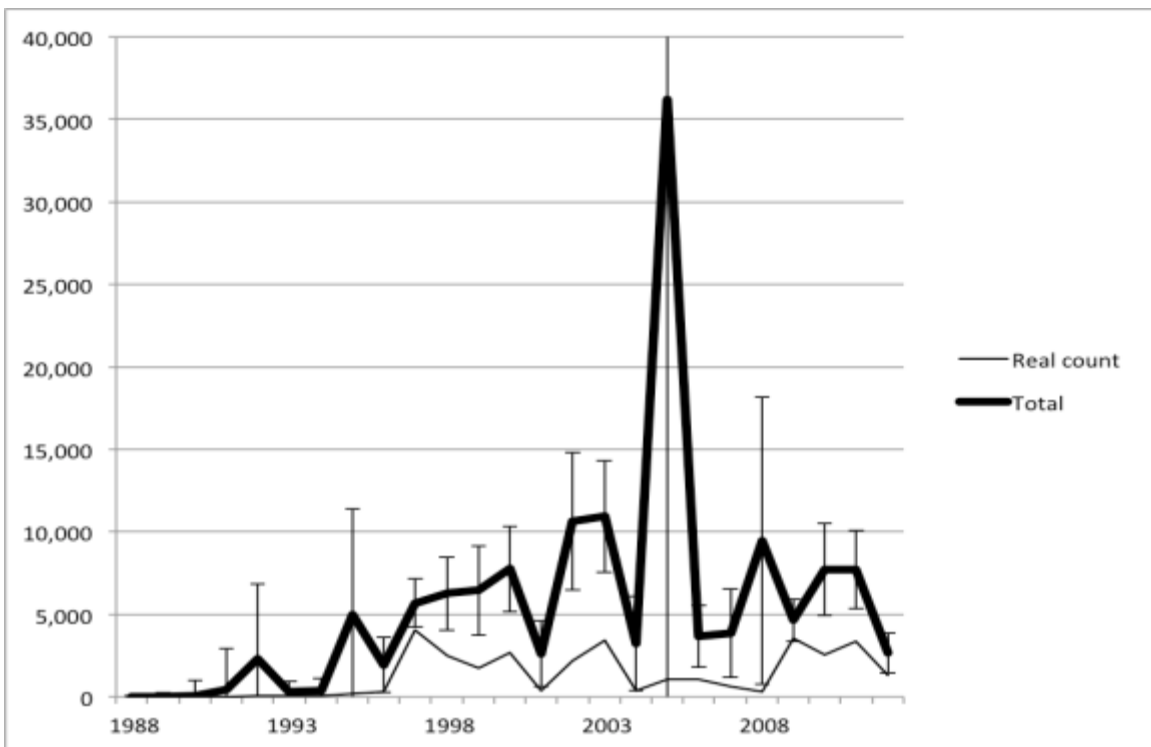




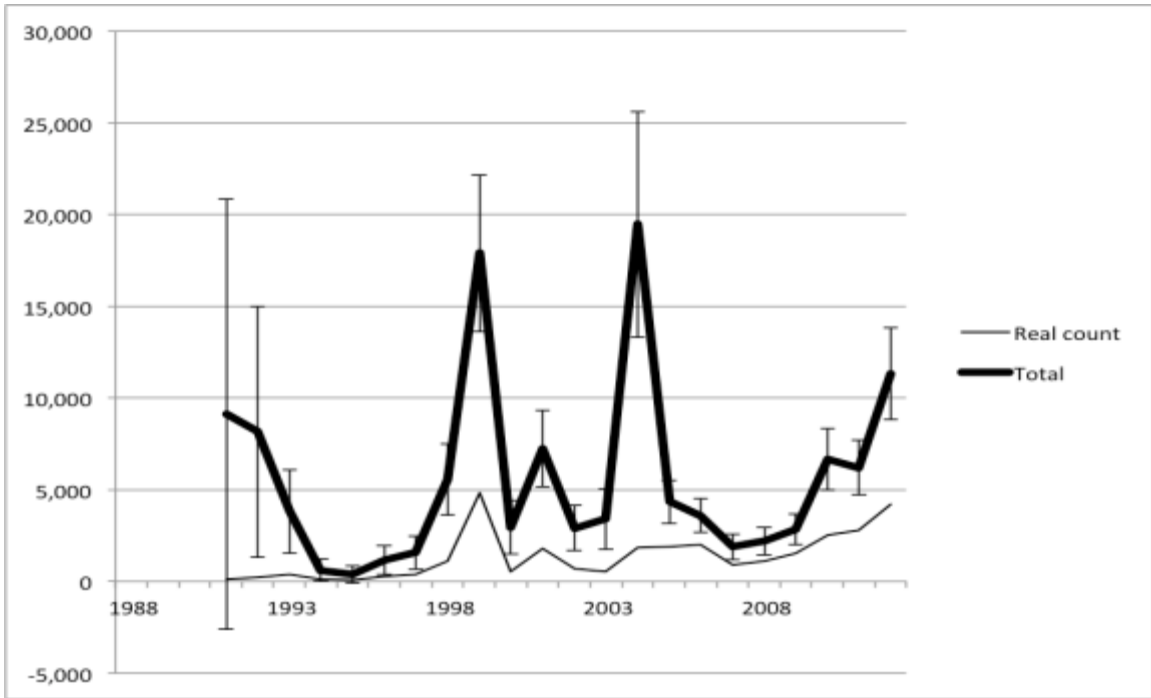
*Egretta garzetta garzetta*, Western Asia/SW Asia, NE & Eastern Africa



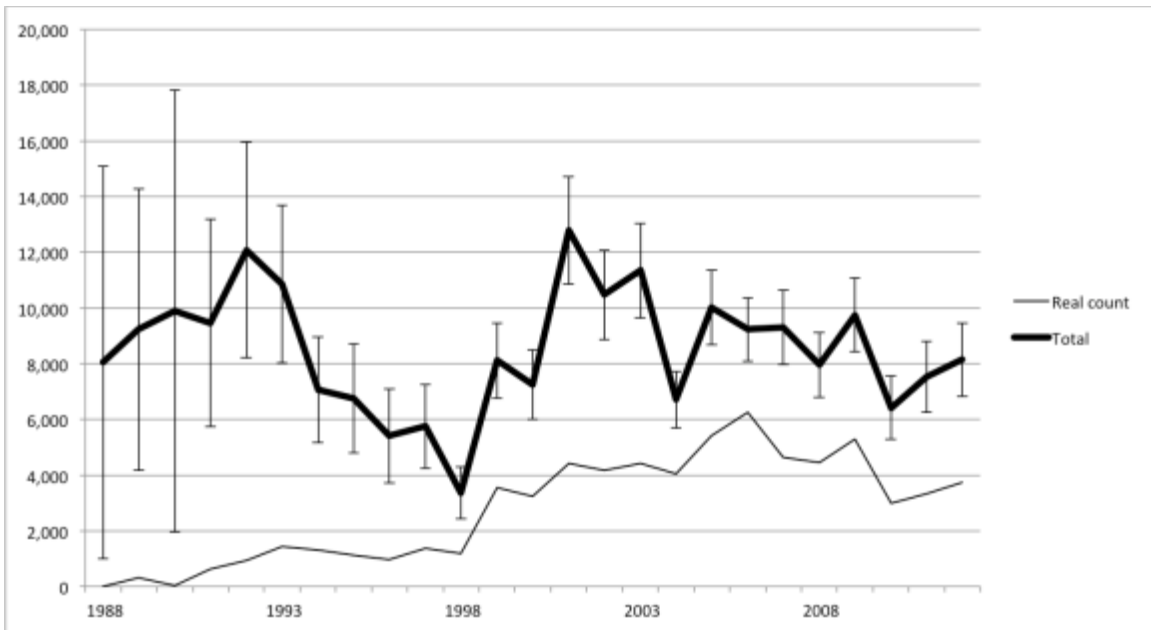
*Egretta gularis gularis*, West Africa



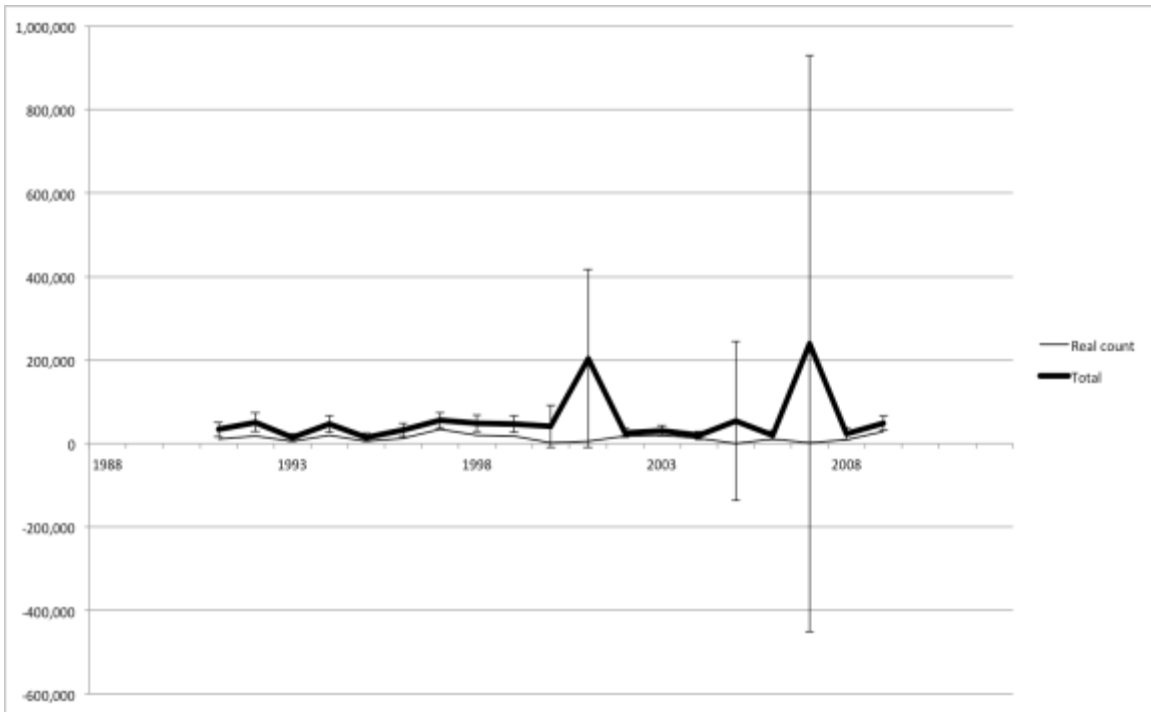
*Plegadis falcinellus falcinellus*, Sub-Saharan Africa (bre)



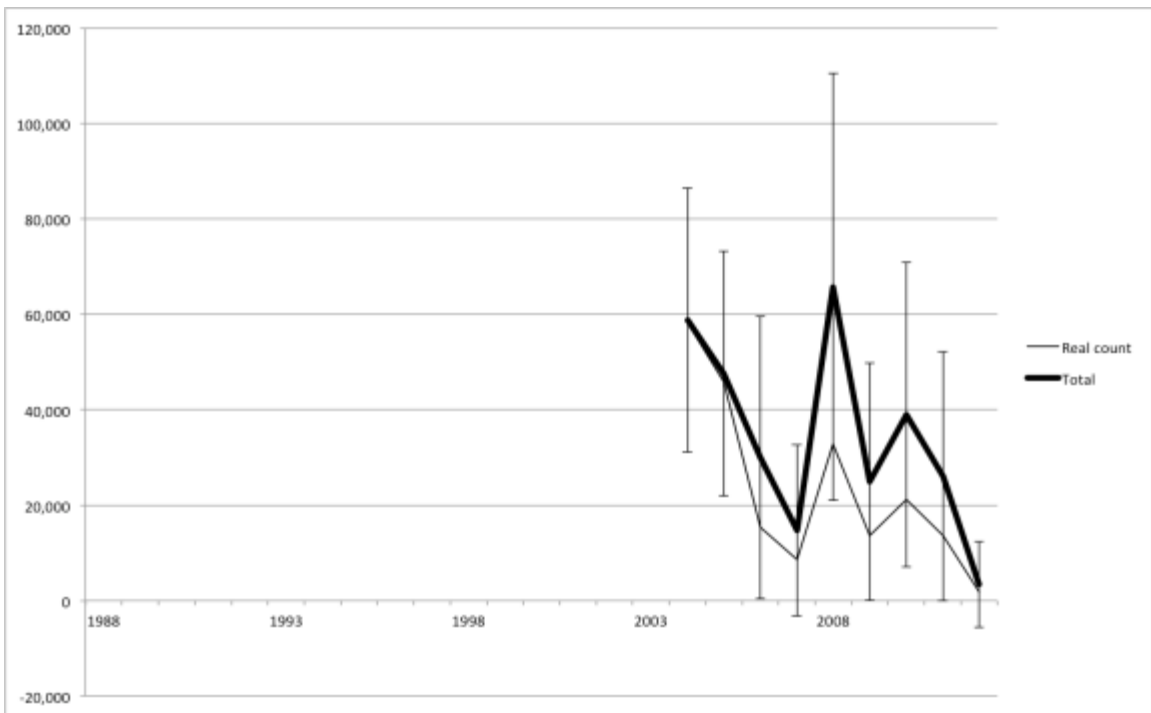
*Platalea alba*, Sub-Saharan Africa



### Phoenicopterus roseus, West Africa



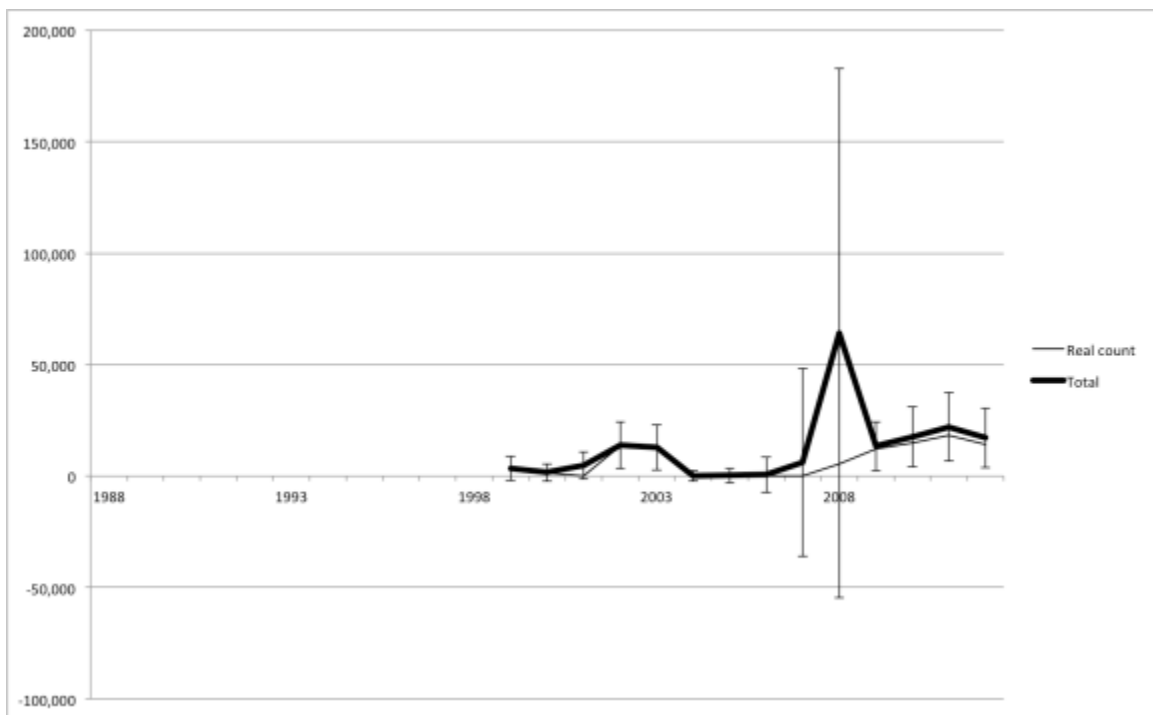
### Phoenicopterus roseus, Eastern Africa



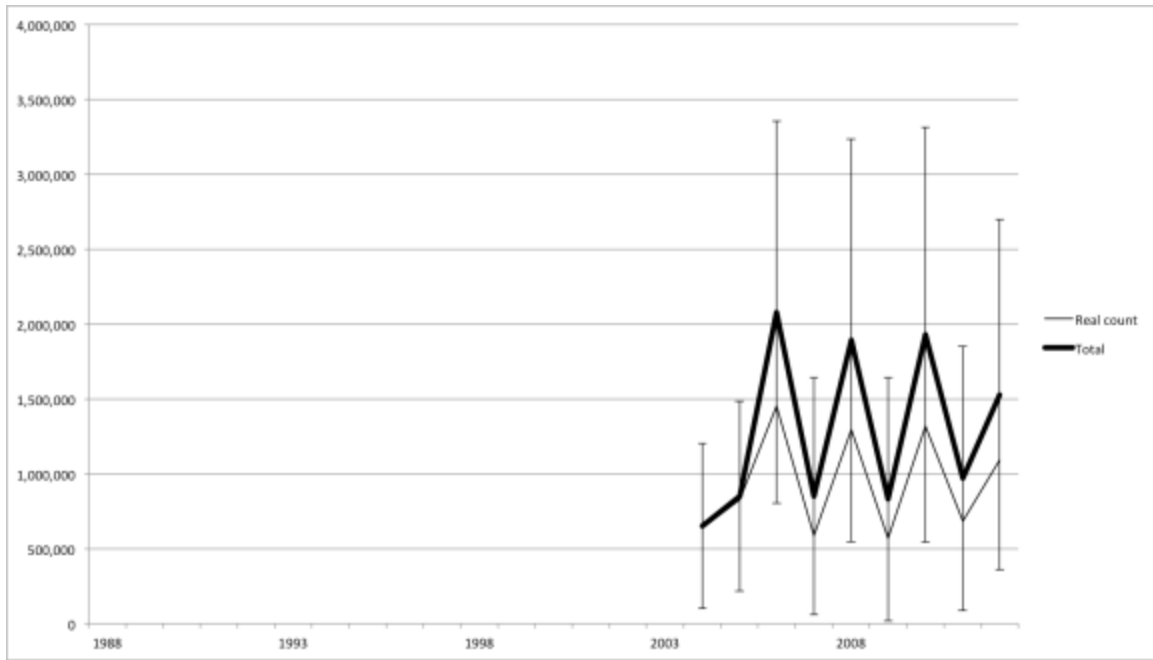
**Phoenicopterus roseus, Southern Africa (to Madagascar)**



**Phoeniconaias minor, West Africa**



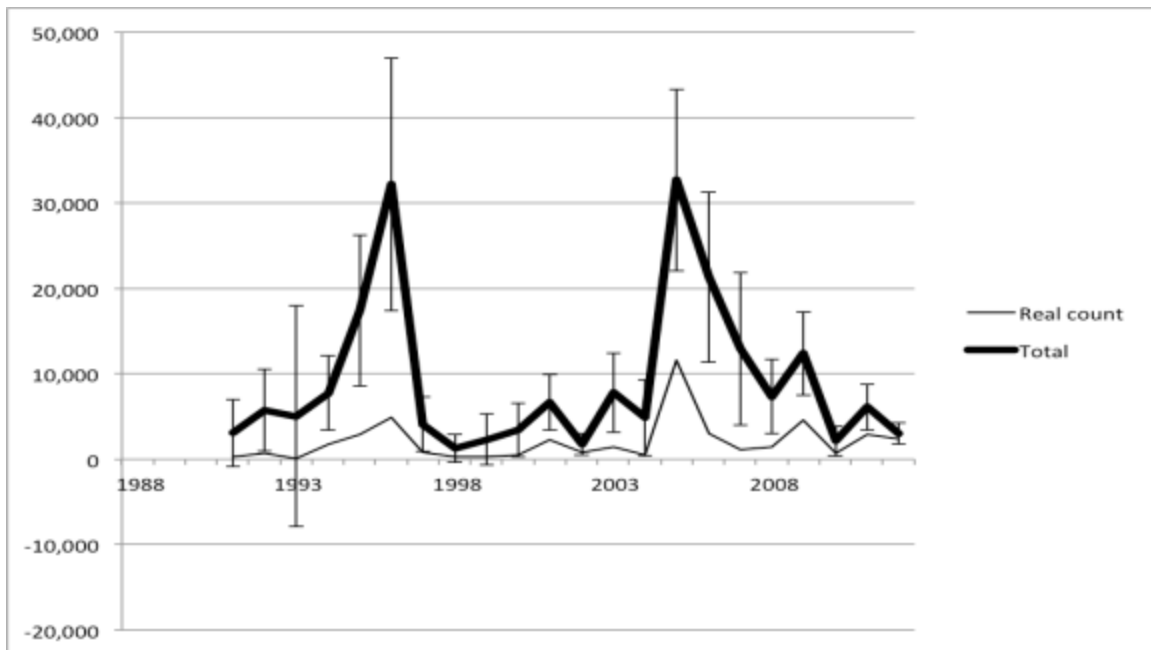
### Phoeniconaias minor, Eastern Africa



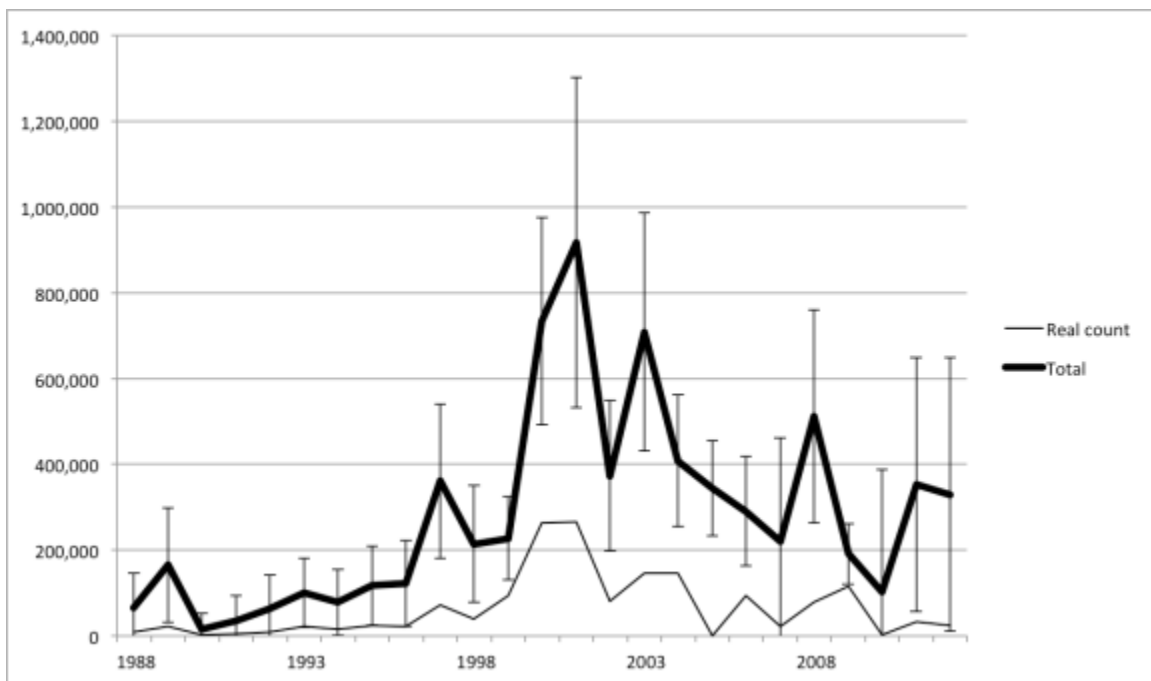
### Phoeniconaias minor, Southern Africa (to Madagascar)



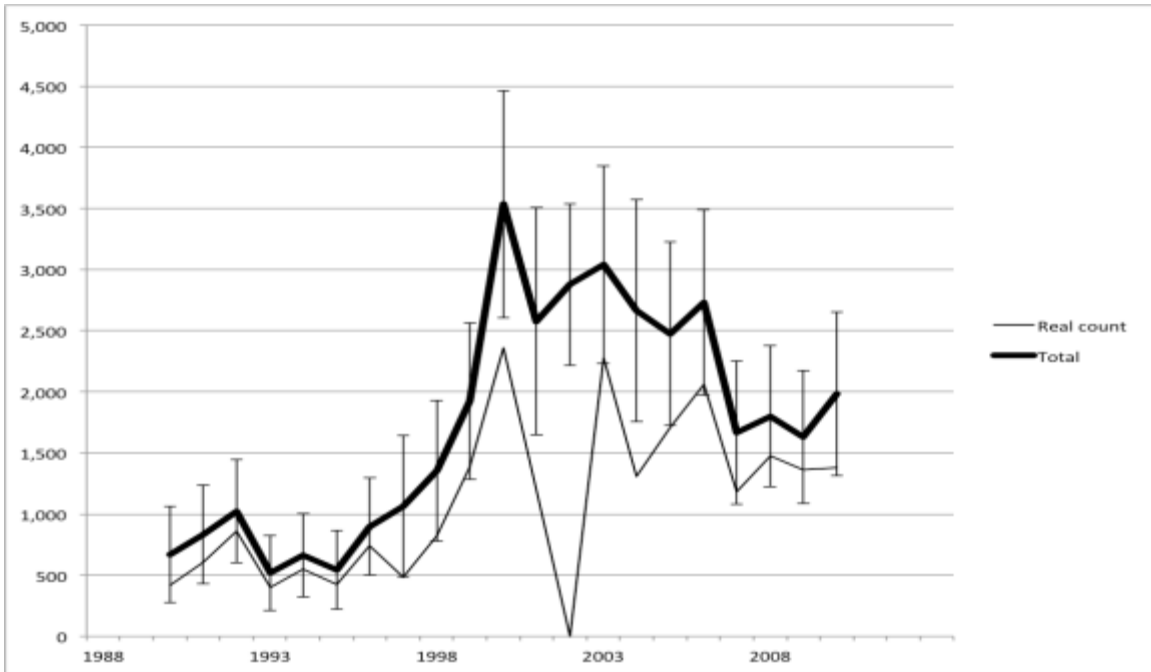
*Dendrocygna bicolor*, West Africa (Senegal to Chad)



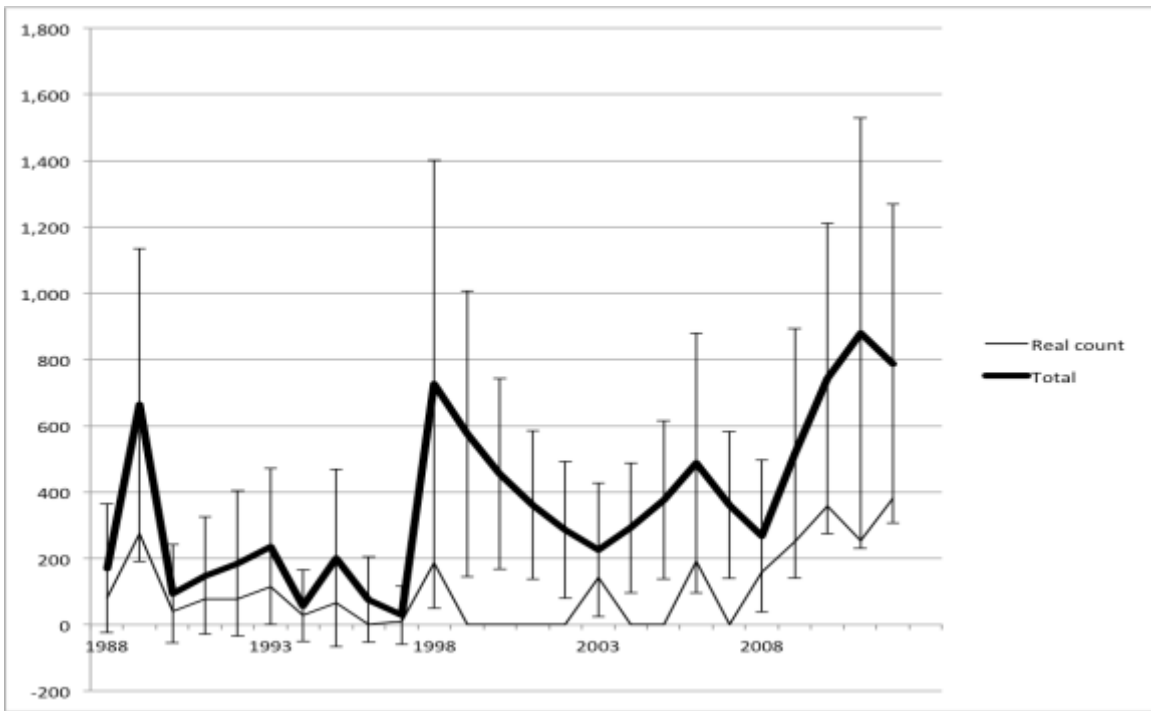
*Dendrocygna viduata*, West Africa (Senegal to Chad)



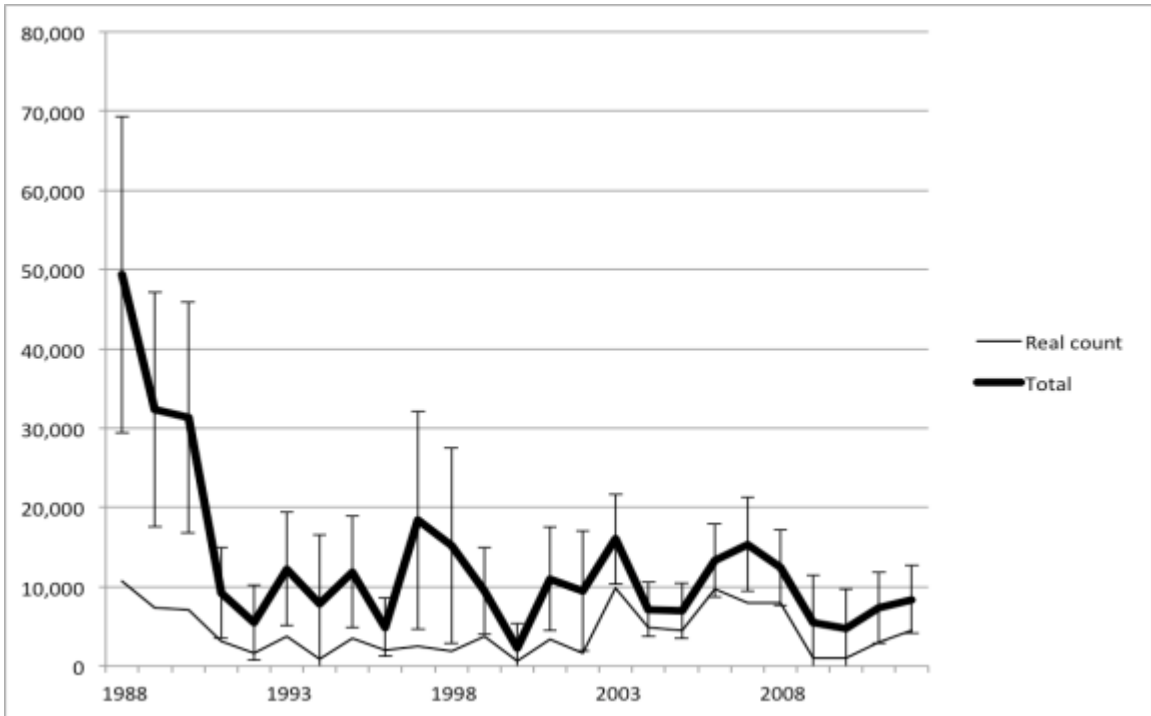
*Oxyura leucocephala*, West Mediterranean (Spain & Morocco)



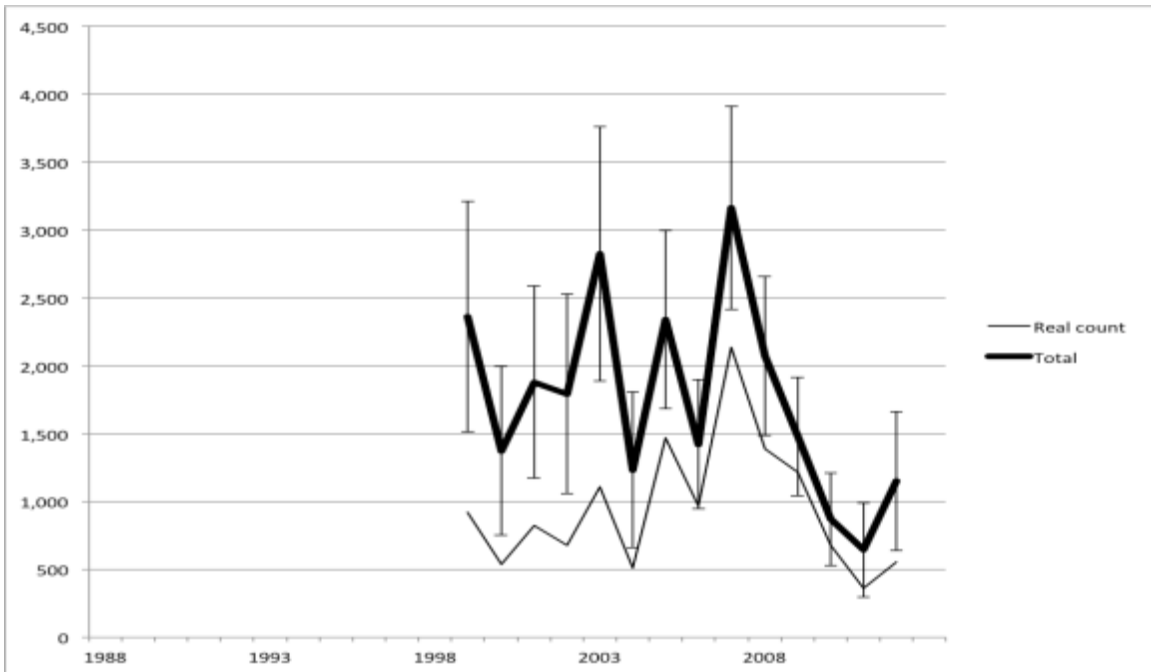
*Oxyura leucocephala*, Algeria & Tunisia



*Oxyura leucocephala*, East Mediterranean, Turkey & South-west Asia

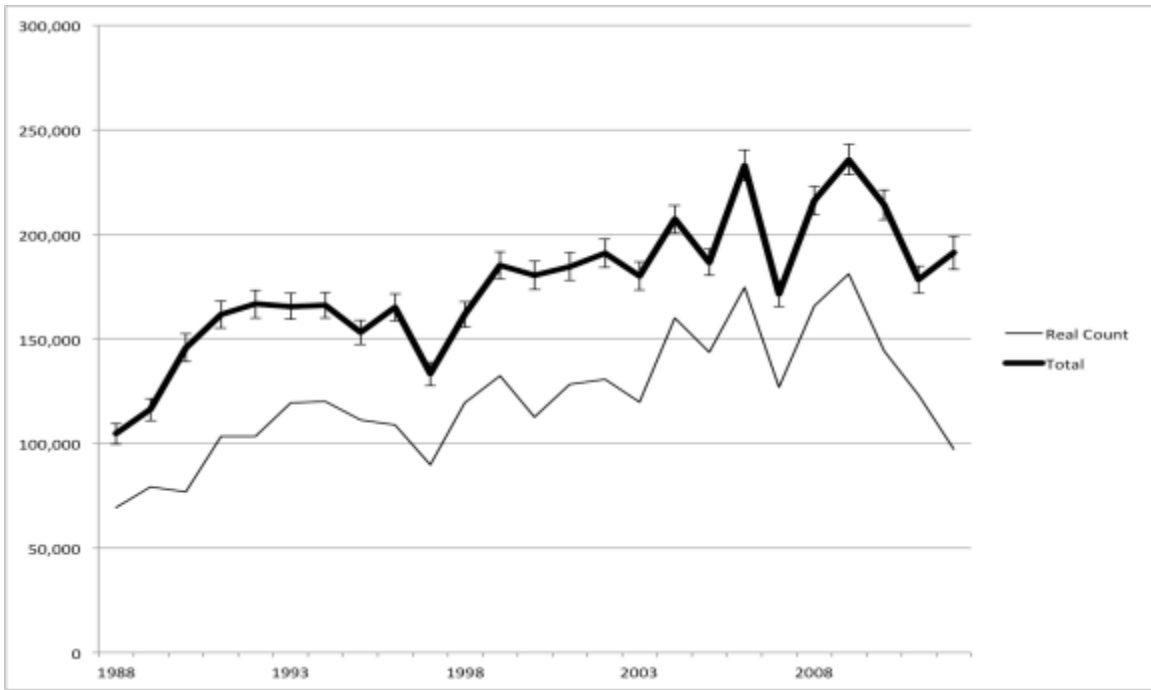


*Oxyura maccoa*, Southern Africa

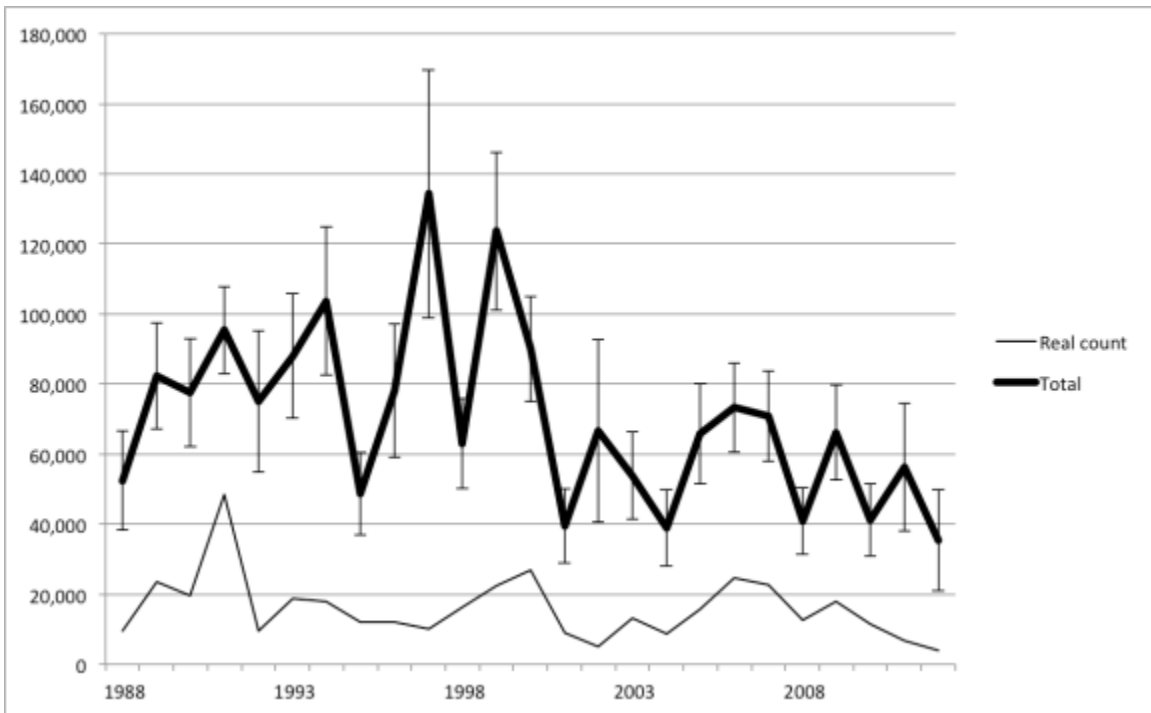




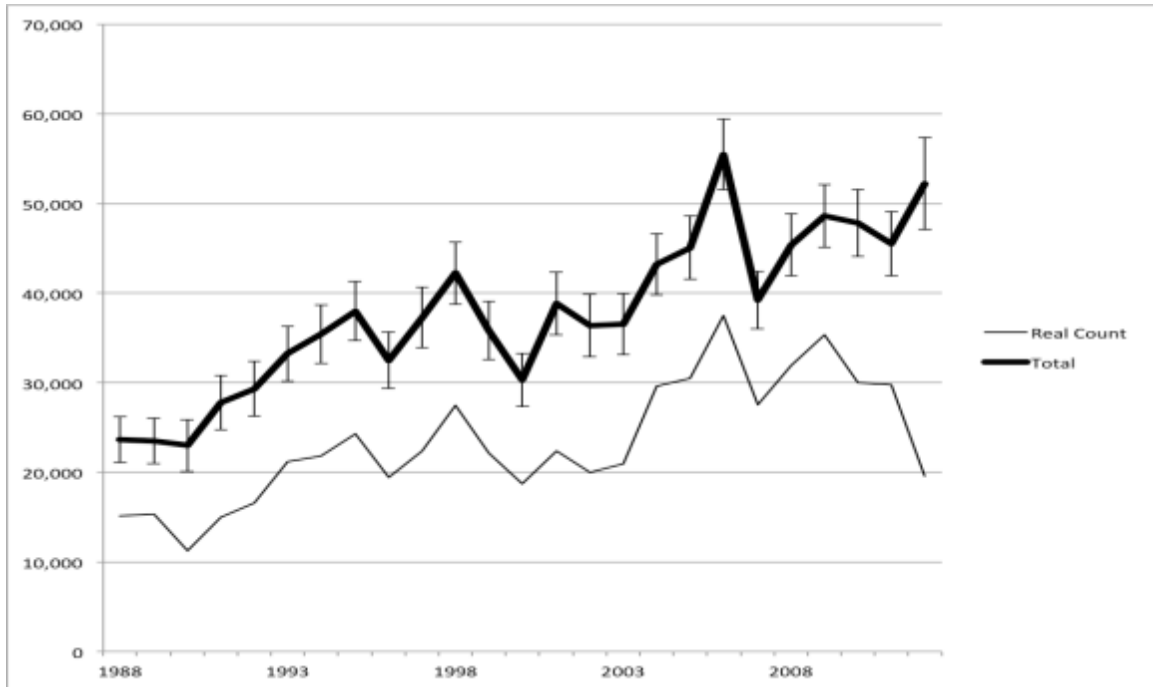
Cygnus olor, North-west Mainland & Central Europe



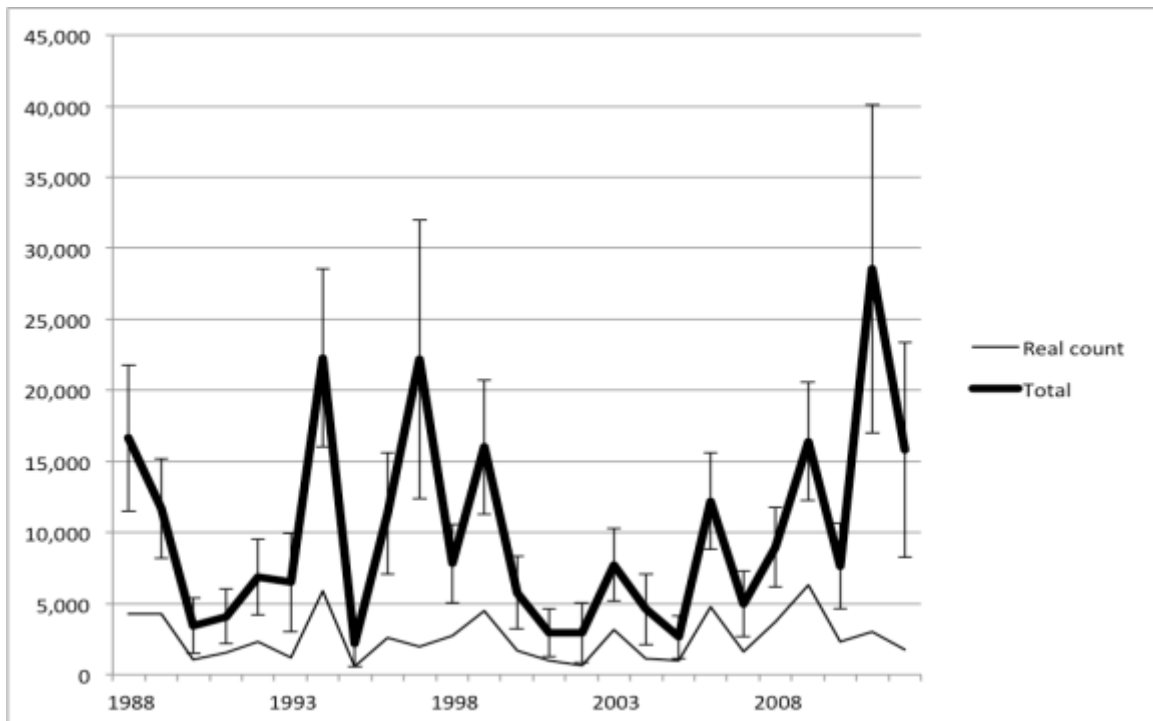
Cygnus olor, Black Sea



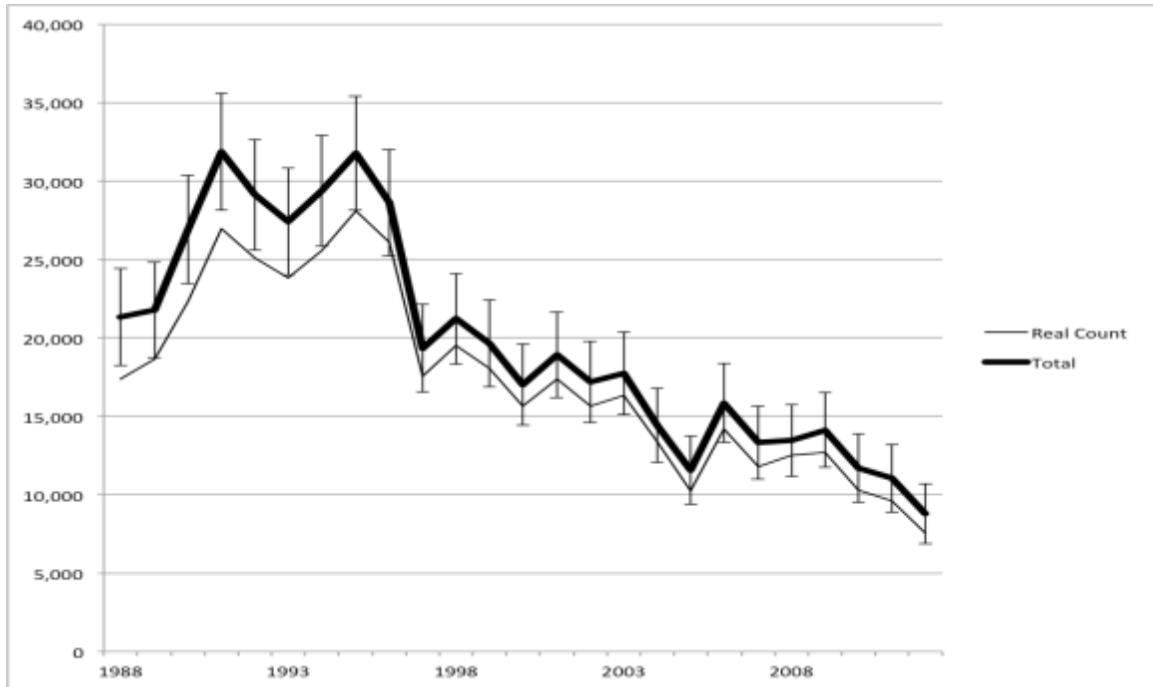
Cygnus cygnus, North-west Mainland Europe



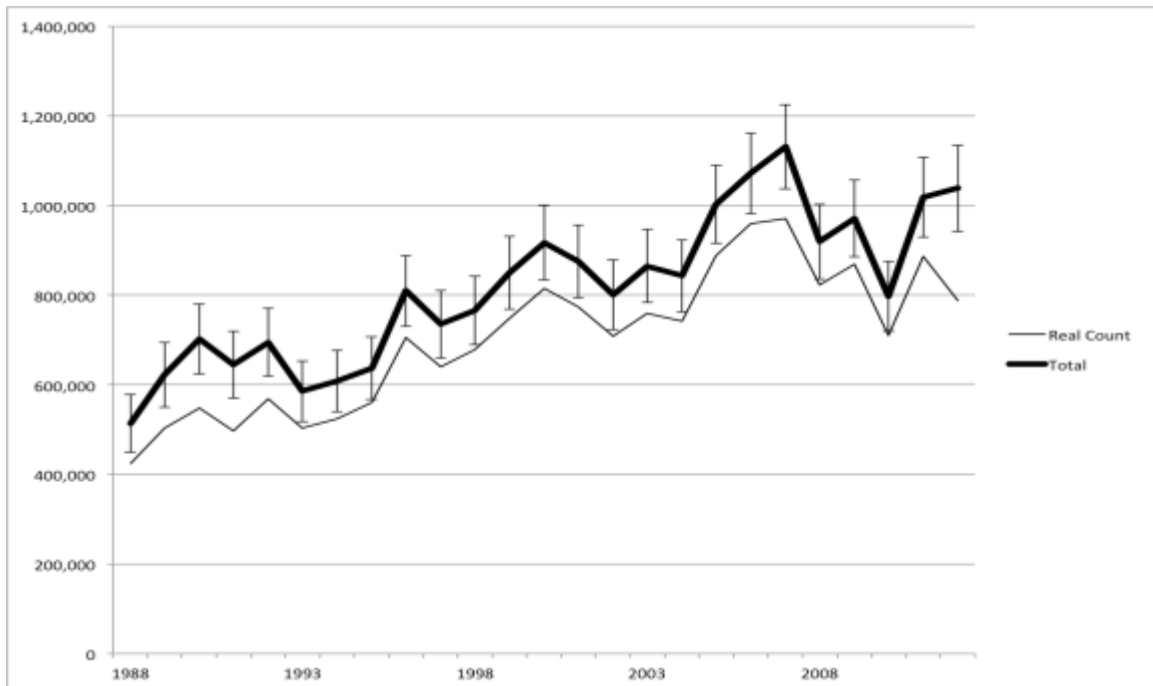
Cygnus cygnus, N Europe & W Siberia/Black Sea & E Mediterranean



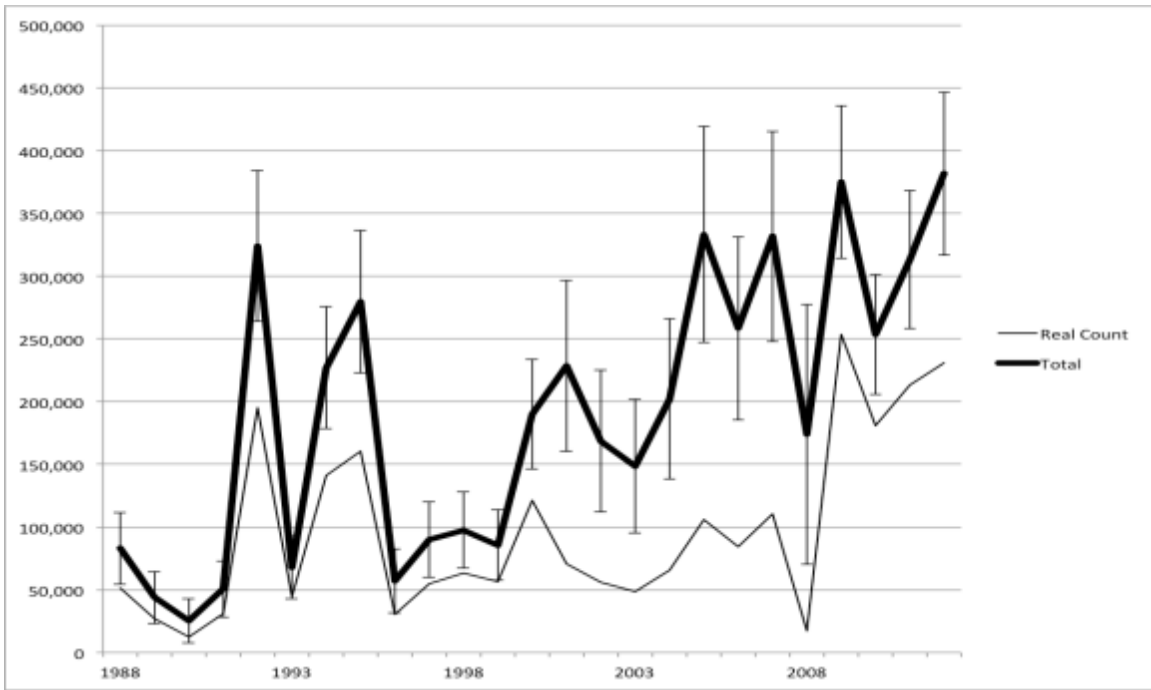
*Cygnus columbianus bewickii*, Western Siberia & NE Europe/North-west Europe



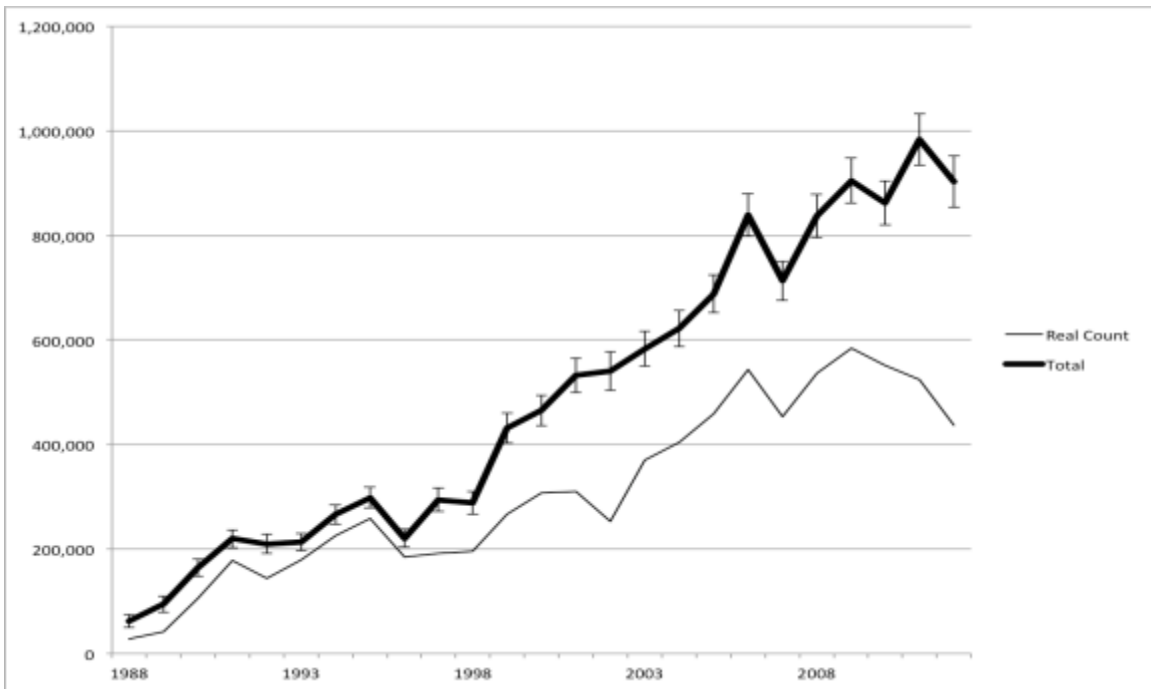
*Anser albifrons albifrons*, NW Siberia & NE Europe/North-west Europe



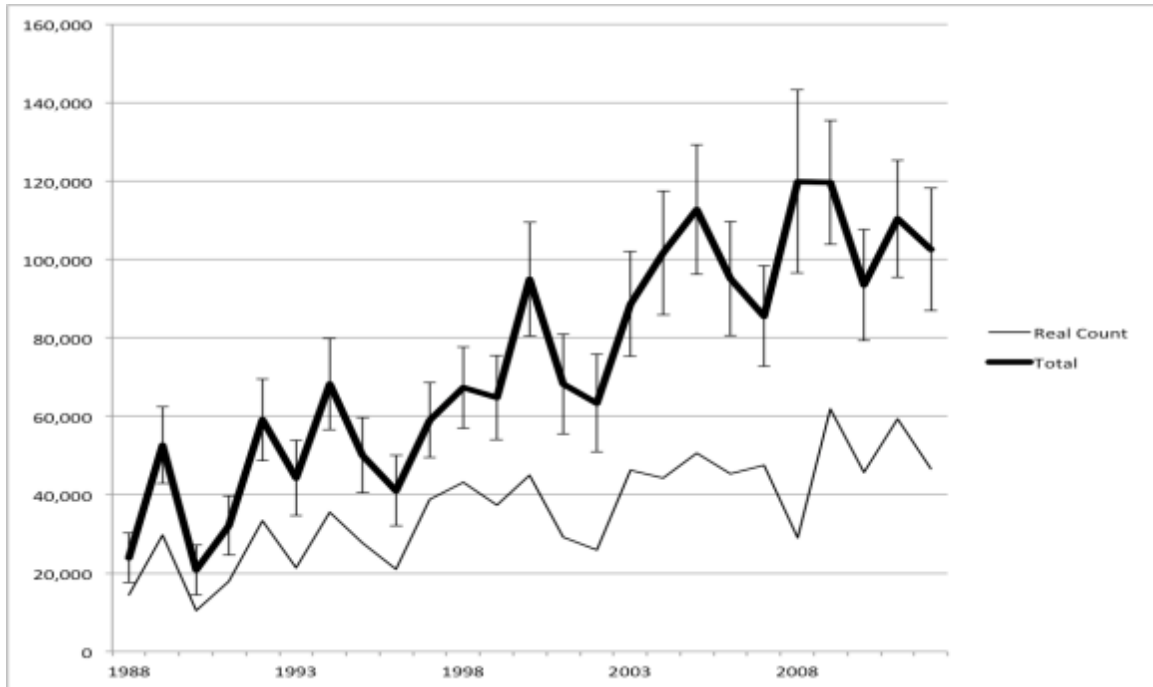
Anser albifrons albifrons, Western Siberia/Central Europe



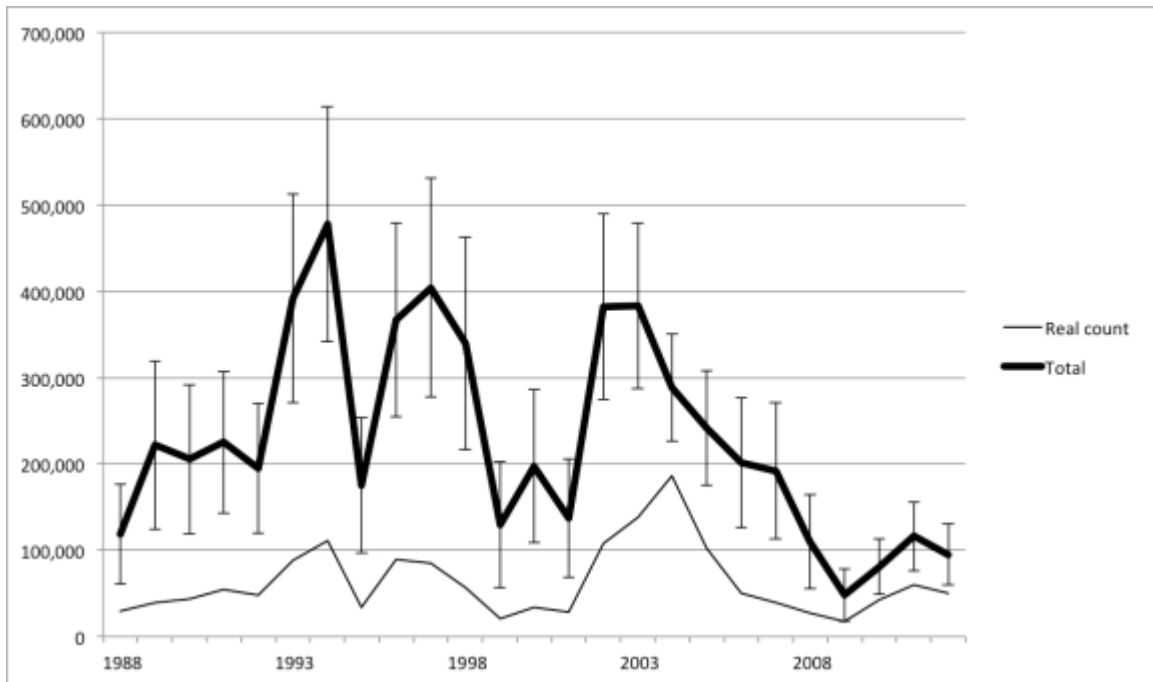
Anser anser anser, NW Europe/South-west Europe



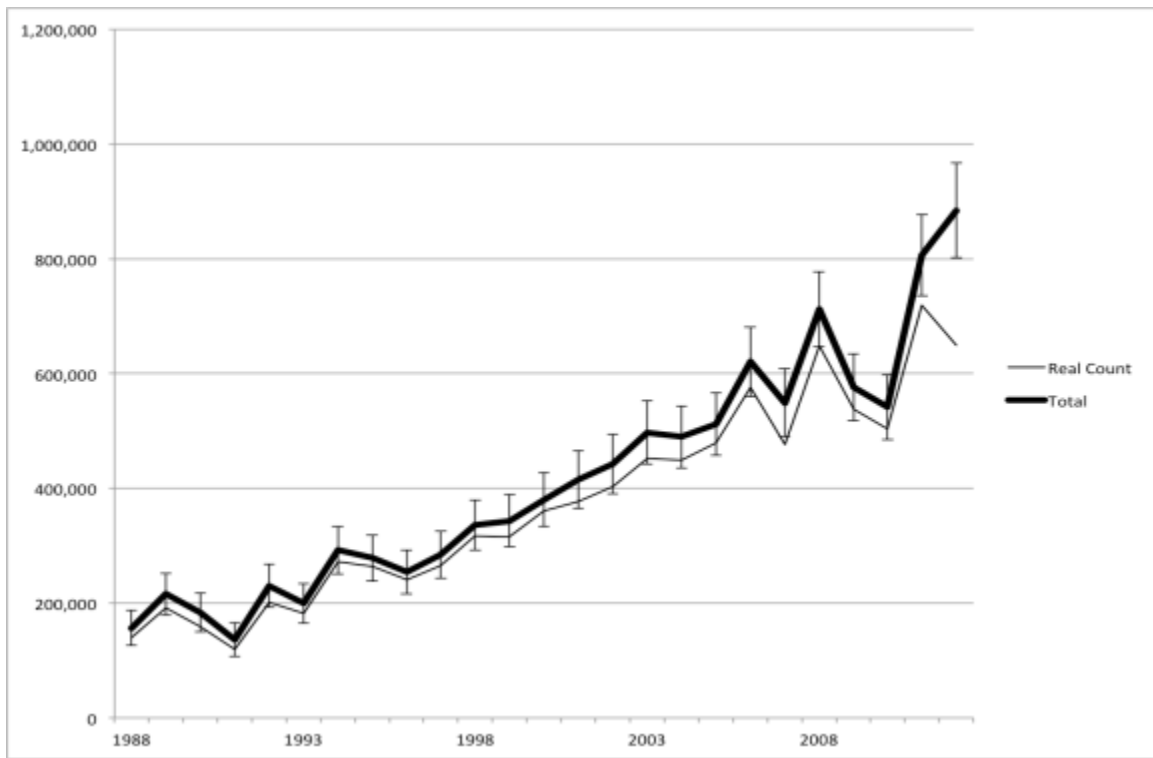
Anser anser anser, Central Europe/North Africa



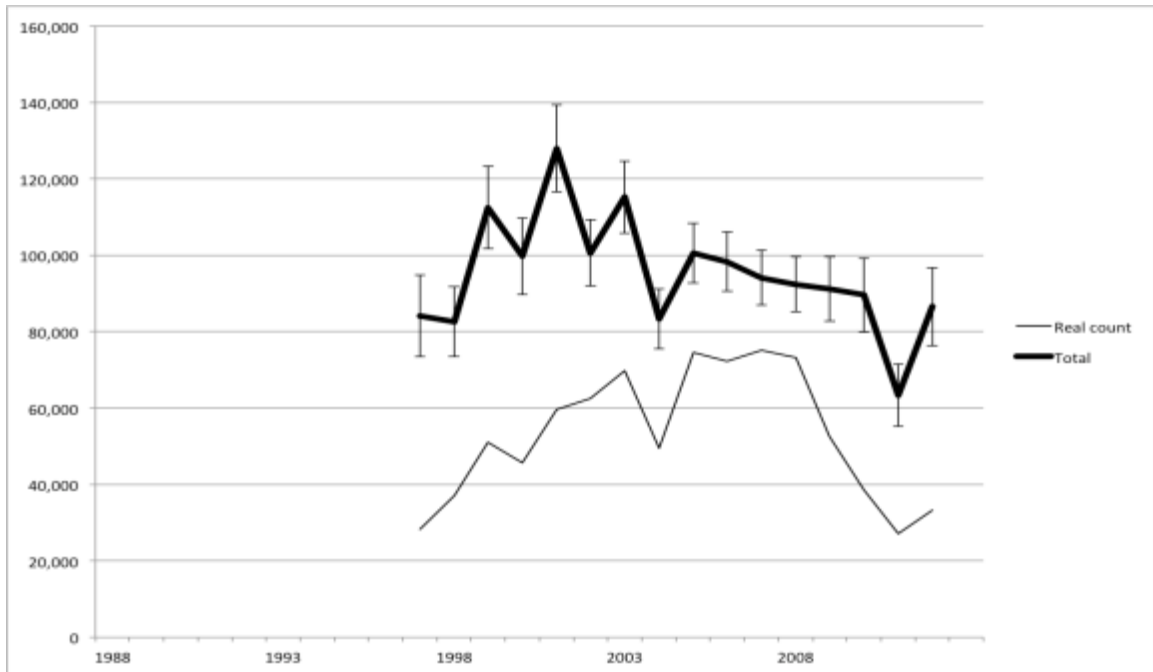
Anser anser rubrirostris, Western Siberia/Caspian & Iraq



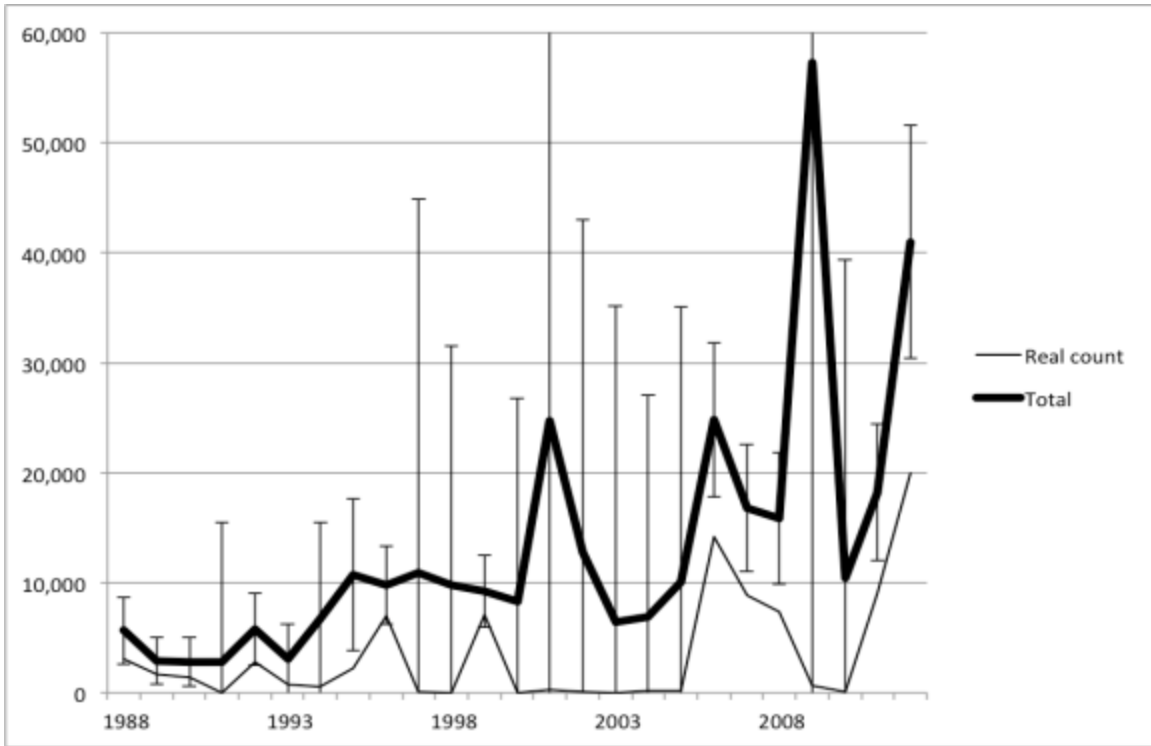
*Branta leucopsis*, Russia/Germany & Netherlands



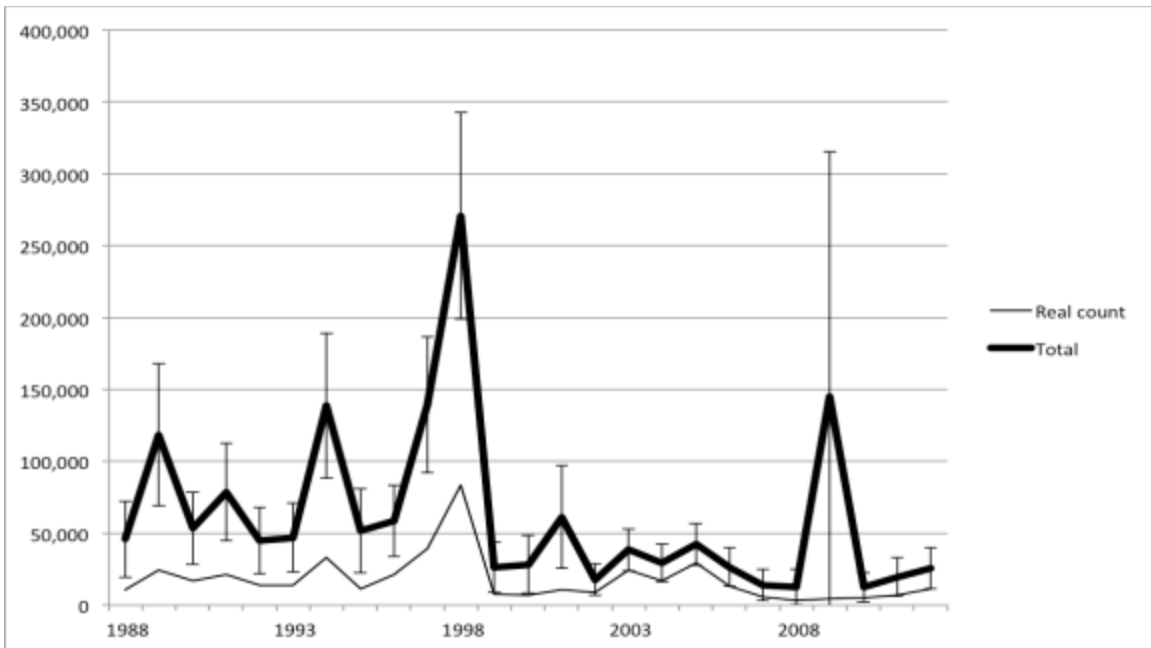
*Alopochen aegyptiacus*, Eastern & Southern Africa



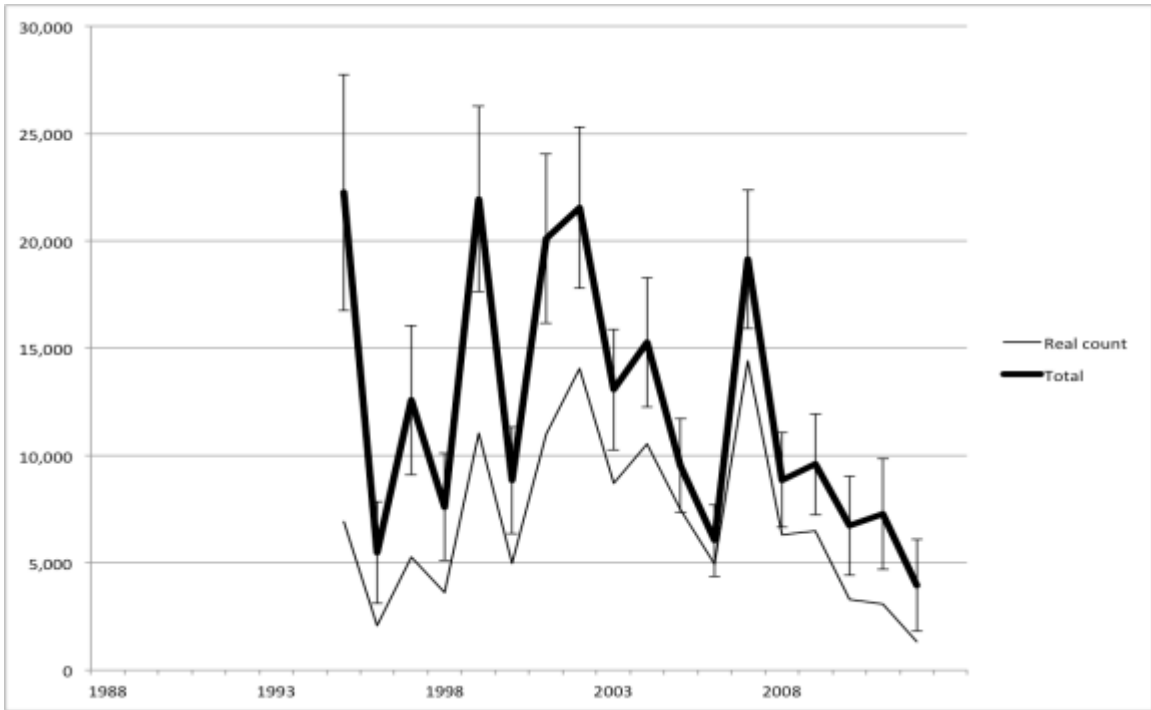
*Tadorna ferruginea*, East Mediterranean & Black Sea/North-east Africa



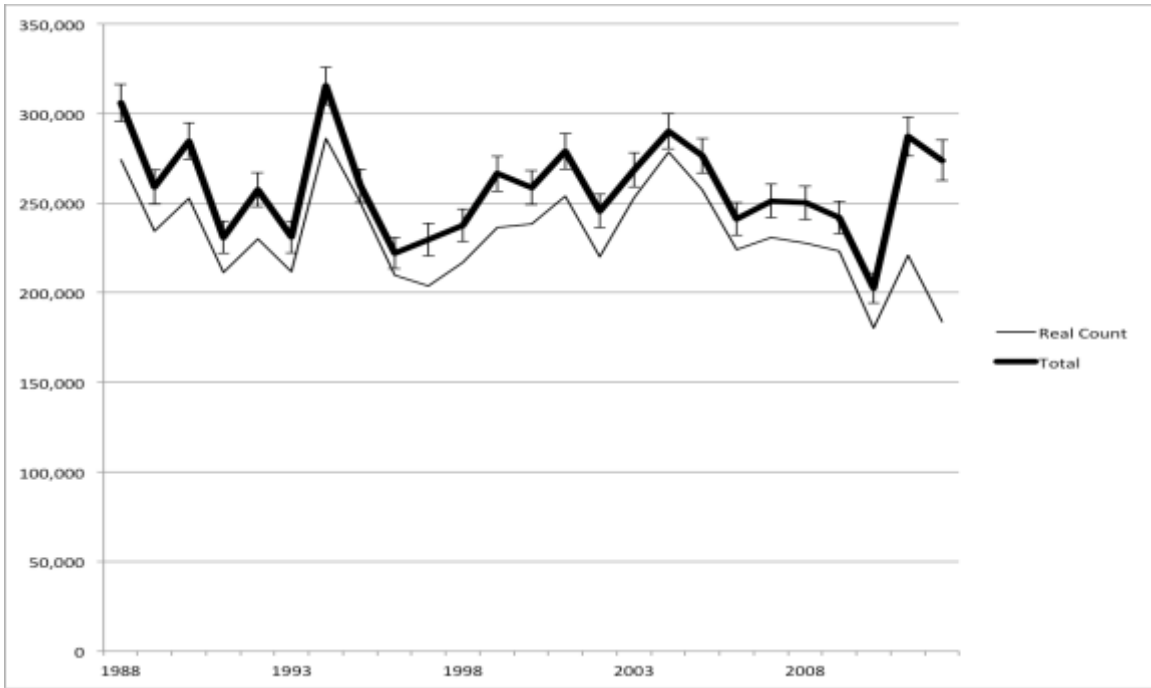
*Tadorna ferruginea*, Western Asia & Caspian/Iran & Iraq



Tadorna cana, Southern Africa



Tadorna tadorna, North-west Europe

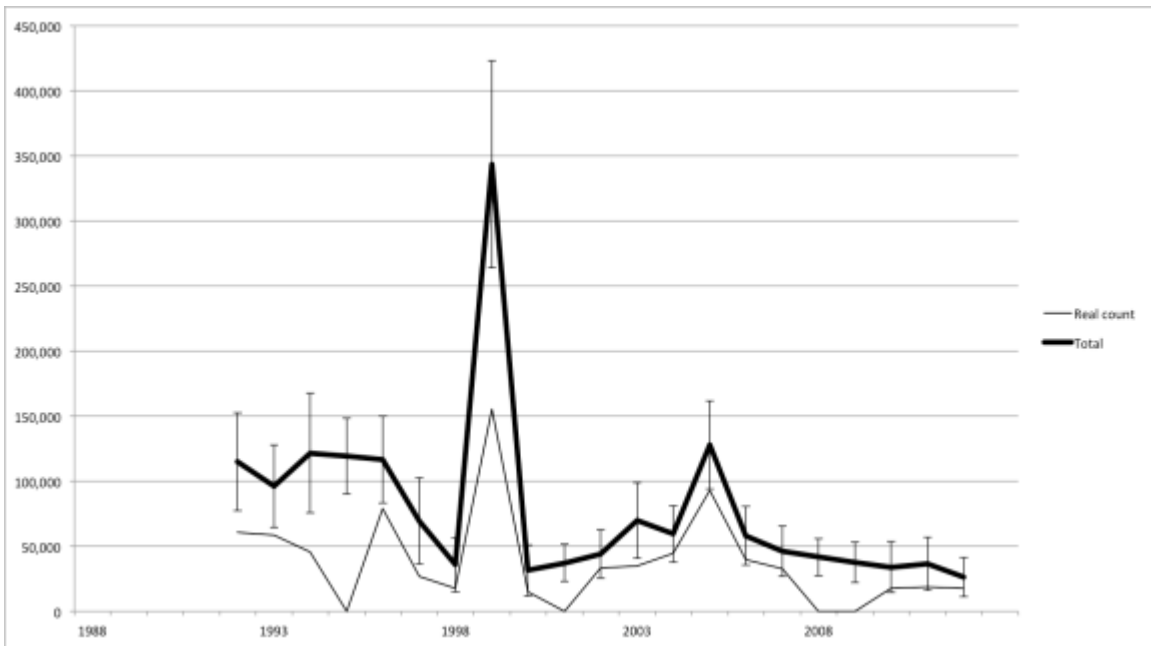




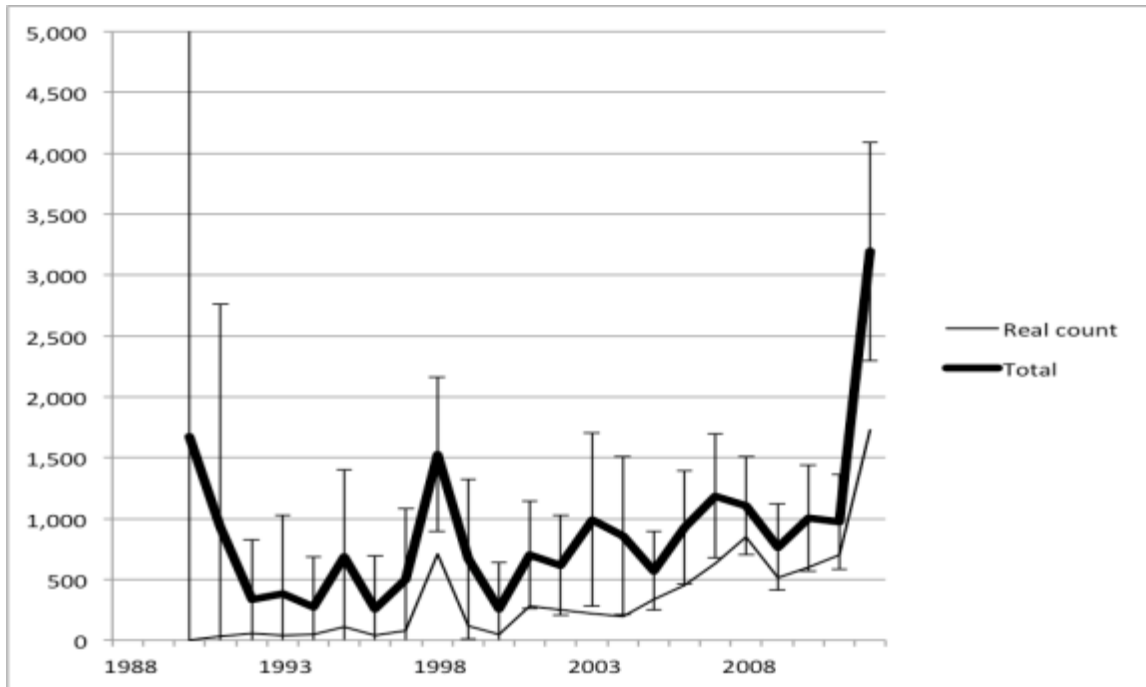
### Tadorna tadorna, Black Sea & Mediterranean



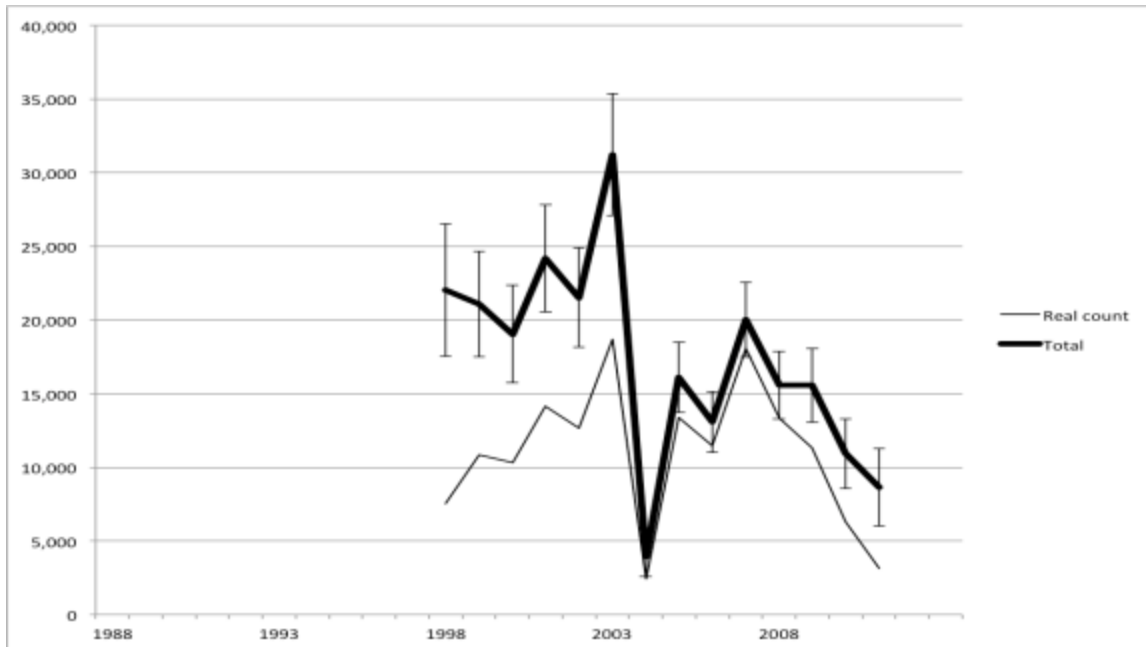
### Tadorna tadorna, Western Asia/Caspian & Middle East



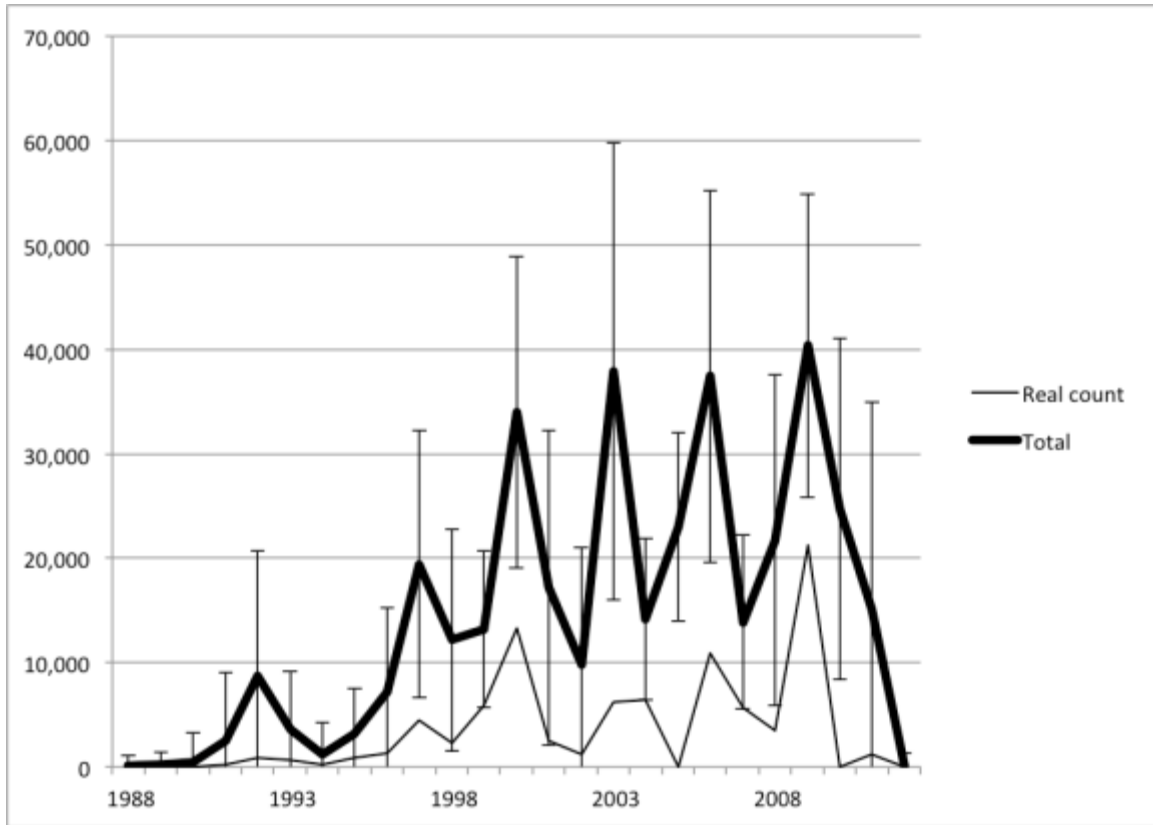
*Plectropterus gambensis gambensis*, West Africa



*Plectropterus gambensis niger*, Southern Africa



*Sarkidiornis melanotos melanotos*, West Africa



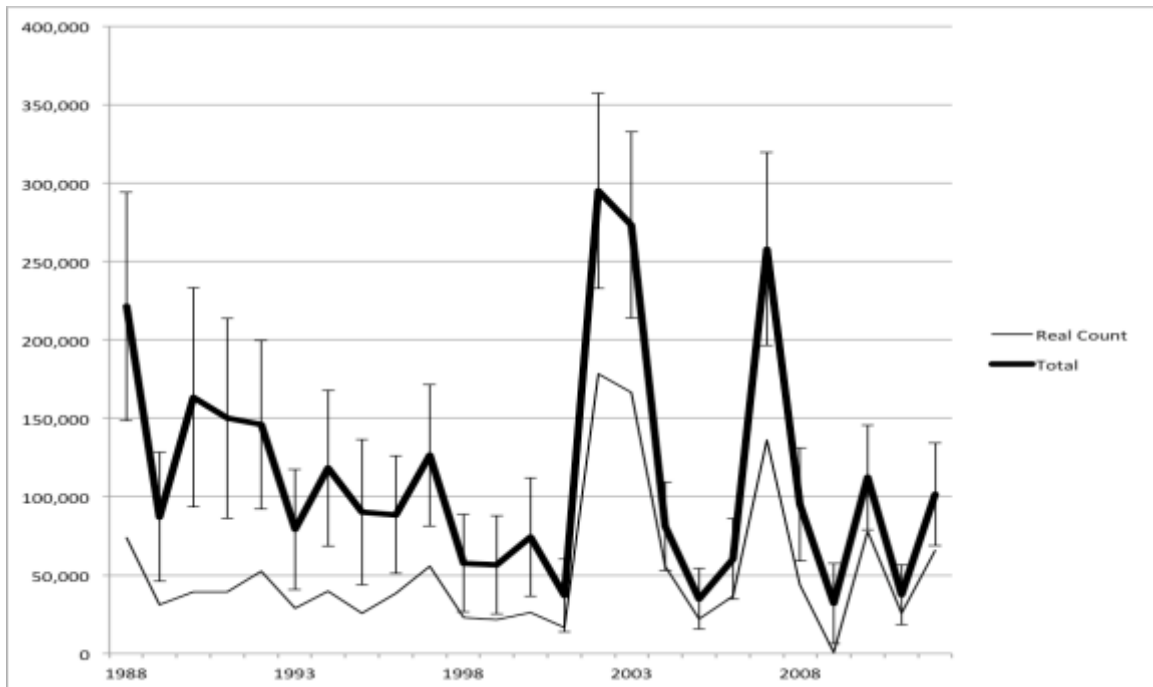
*Anas strepera strepera*, North-west Europe



*Anas strepera strepera*, North-east Europe/Black Sea & Mediterranean



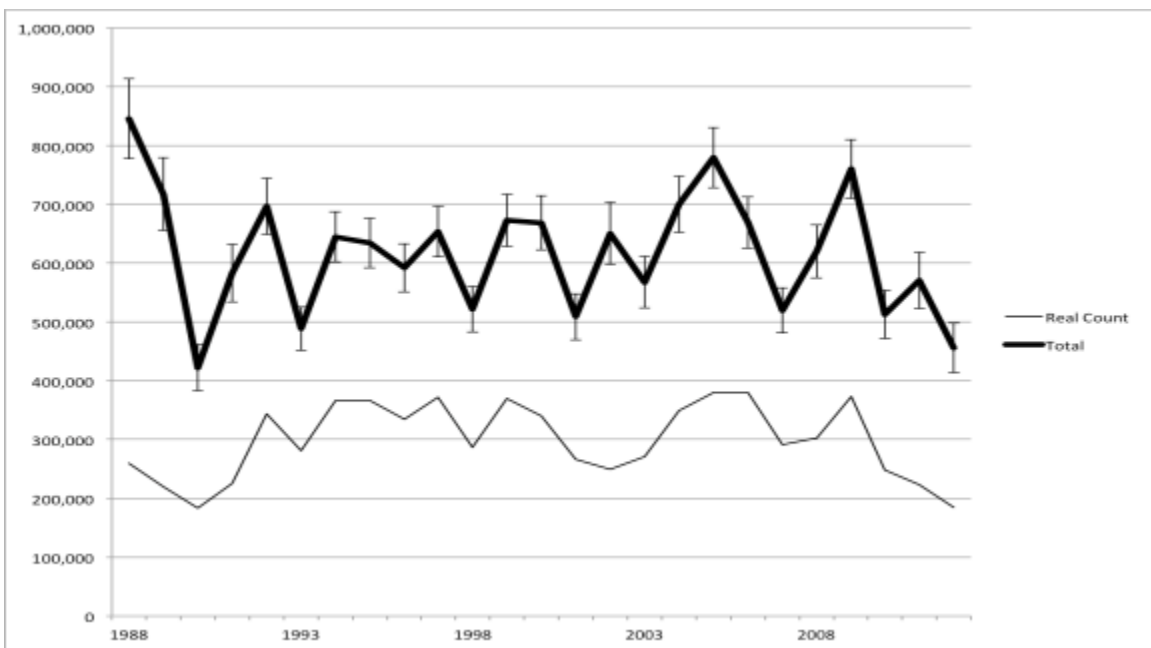
*Anas strepera strepera*, Western Siberia/SW Asia & NE Africa



Anas penelope, Western Siberia & NE Europe/NW Europe



Anas penelope, W Siberia & NE Europe/Black Sea & Mediterranean



*Anas capensis*, Eastern Africa (Rift Valley)



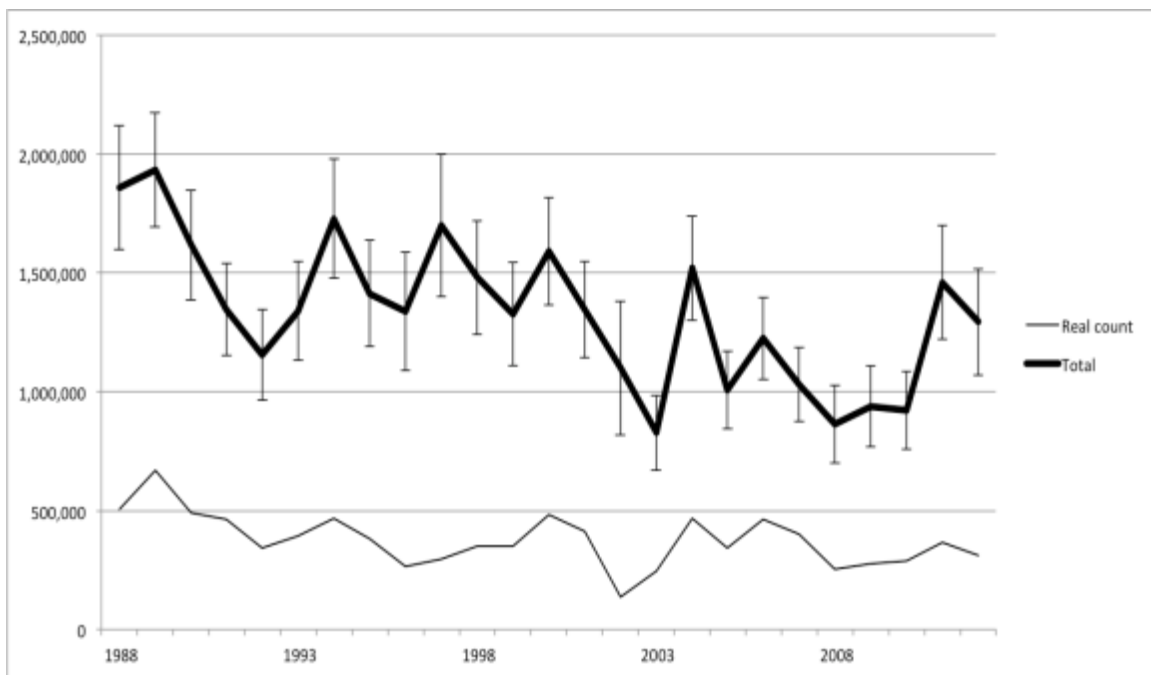
*Anas platyrhynchos platyrhynchos*, North-west Europe



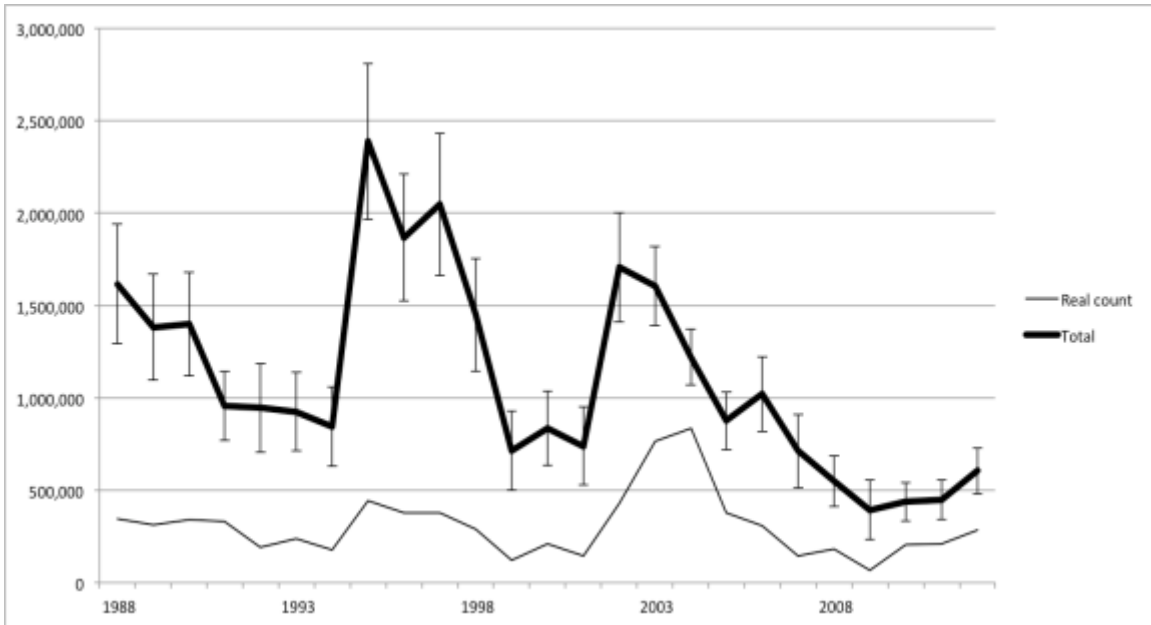
*Anas platyrhynchos platyrhynchos*, Northern Europe/West Mediterranean



*Anas platyrhynchos platyrhynchos*, Eastern Europe/Black Sea & East Mediterranean



*Anas platyrhynchos platyrhynchos*, Western Siberia/South-west Asia

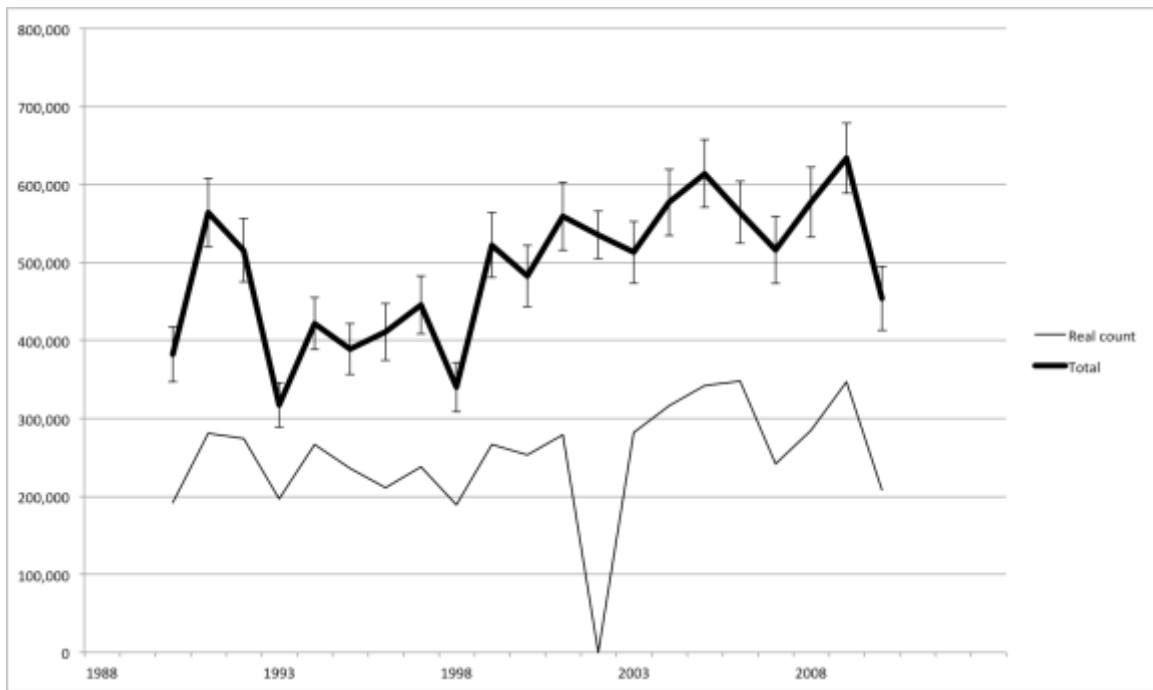


*Anas clypeata*, North-west & Central Europe (win)

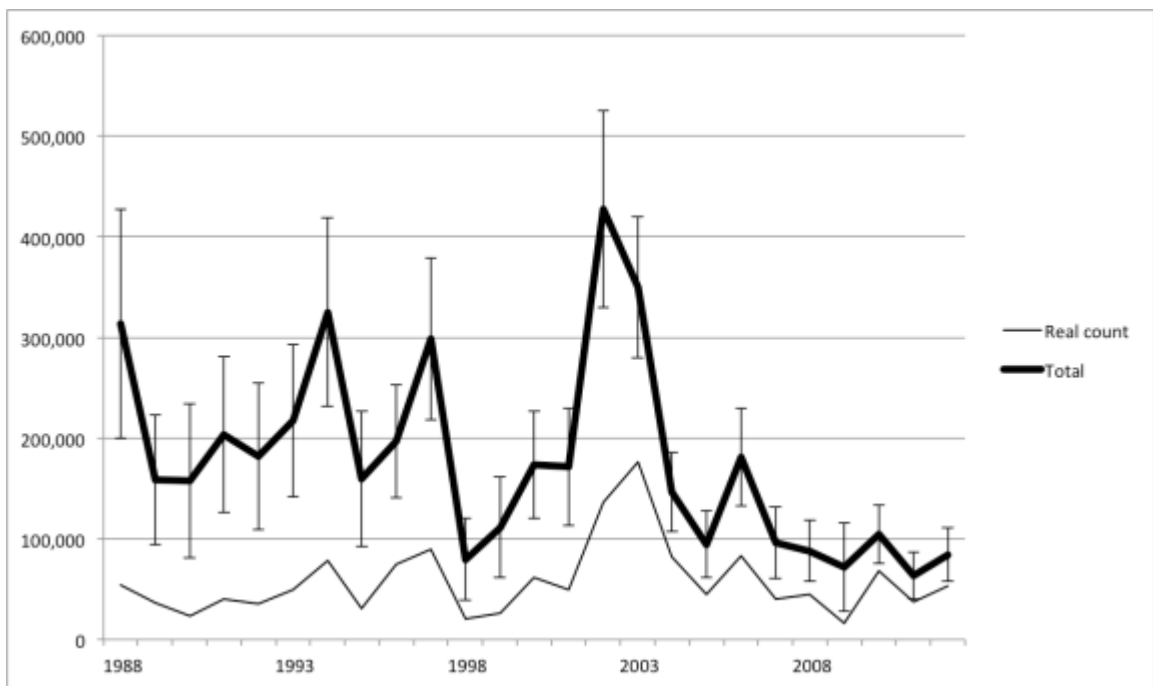




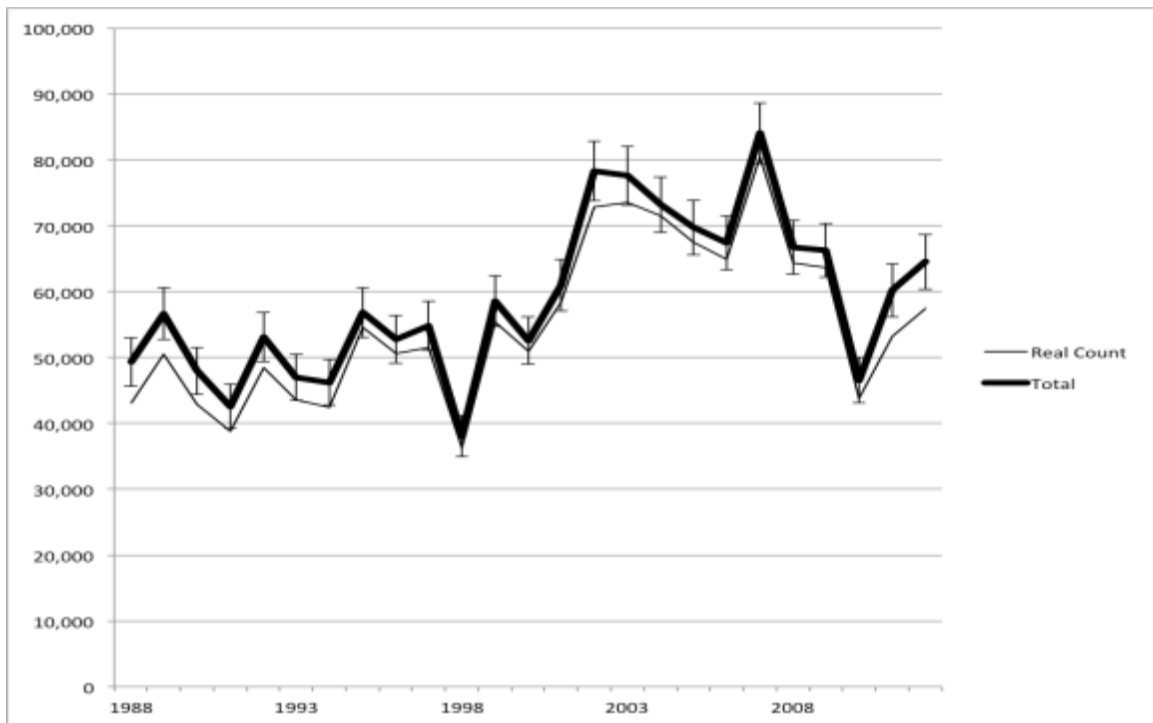
*Anas clypeata*, W Siberia, NE & E Europe/S Europe & West Africa



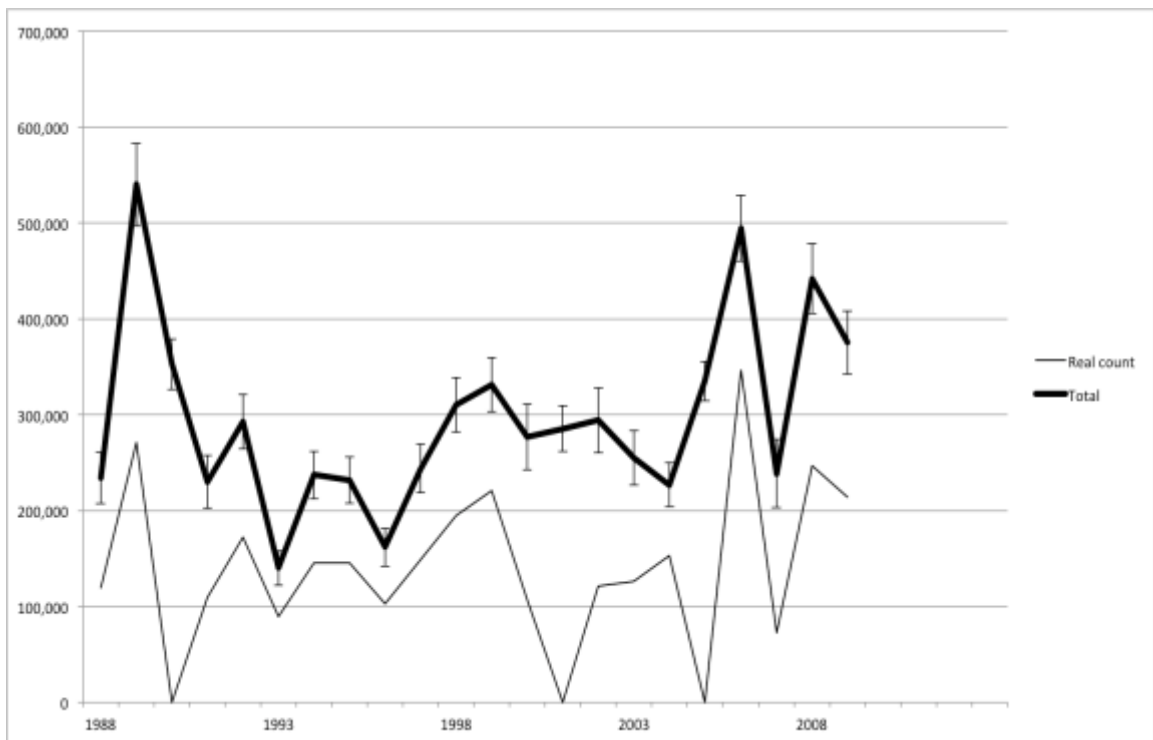
*Anas clypeata*, W Siberia/SW Asia, NE & Eastern Africa



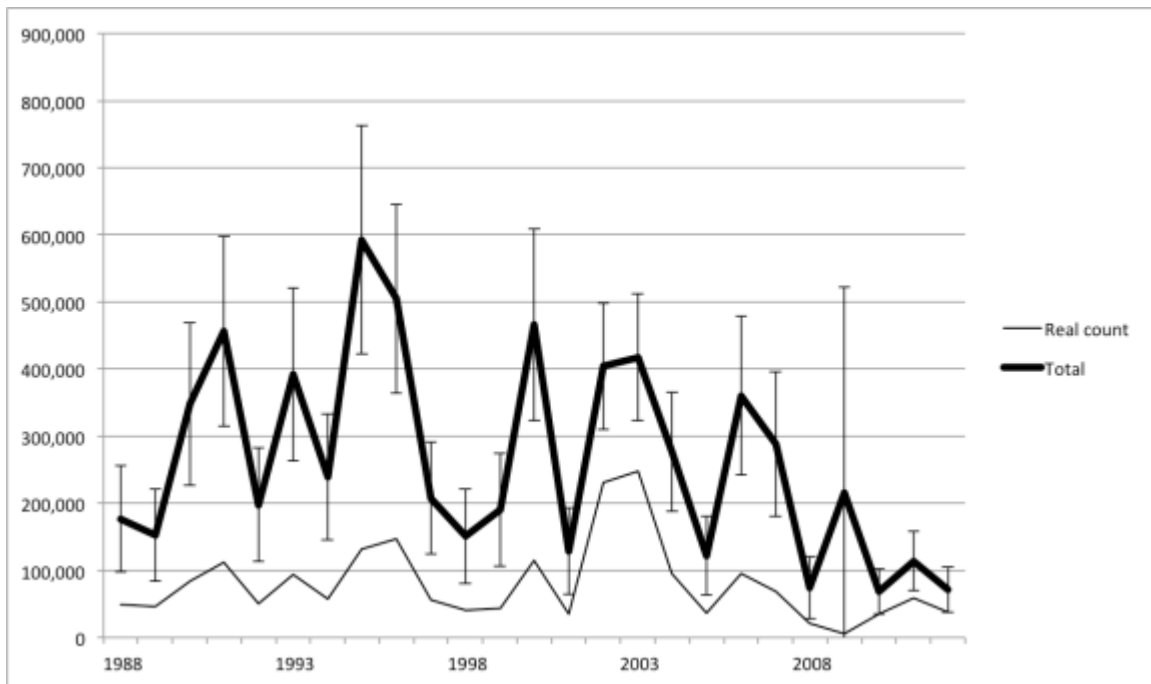
Anas acuta, North-west Europe



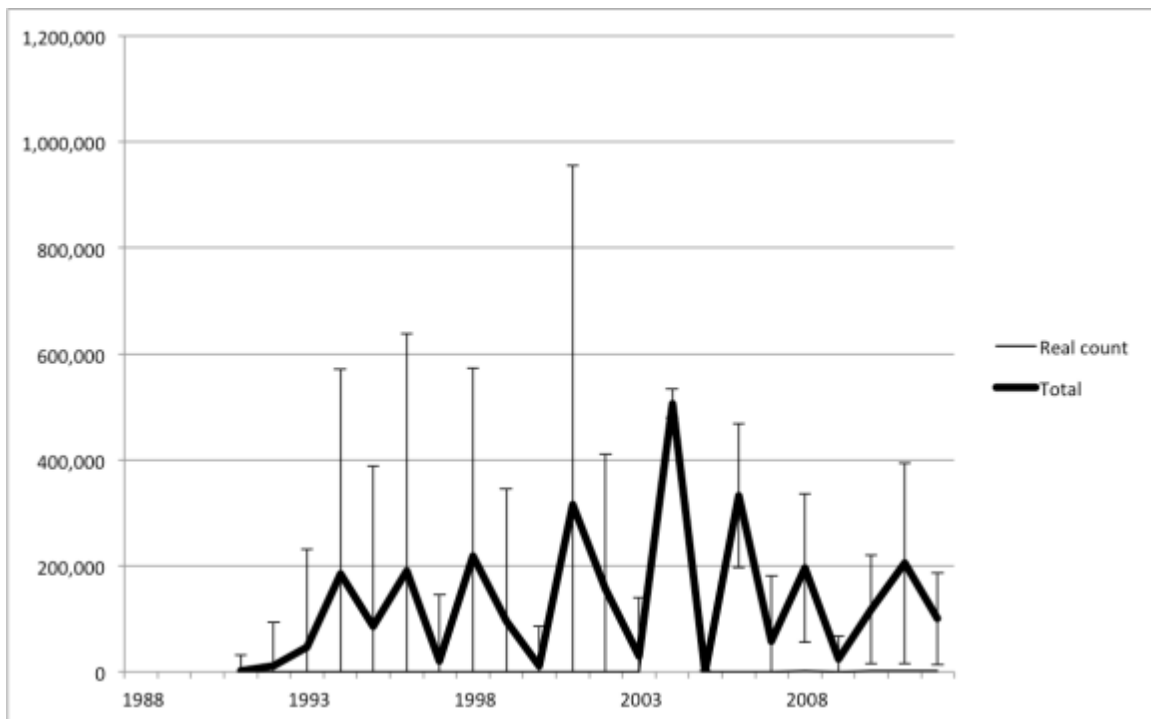
Anas acuta, W Siberia, NE & E Europe/S Europe & West Africa



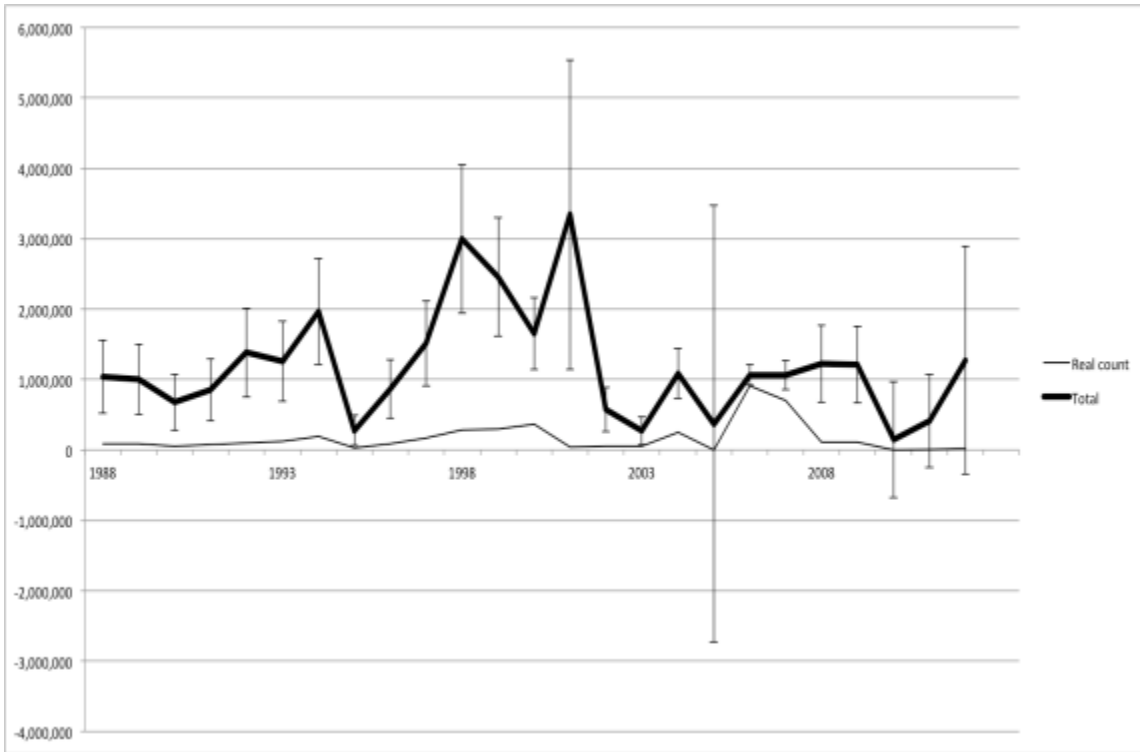
*Anas acuta*, Western Siberia/SW Asia & Eastern Africa



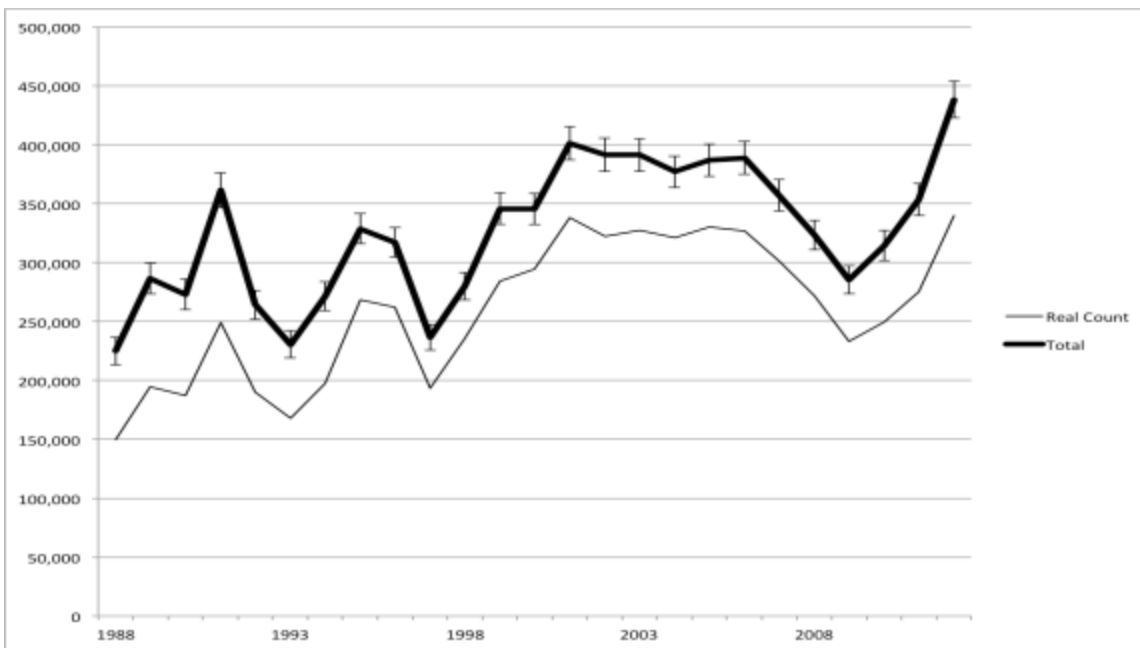
*Anas hottentota*, Eastern Africa (south to N Zambia)



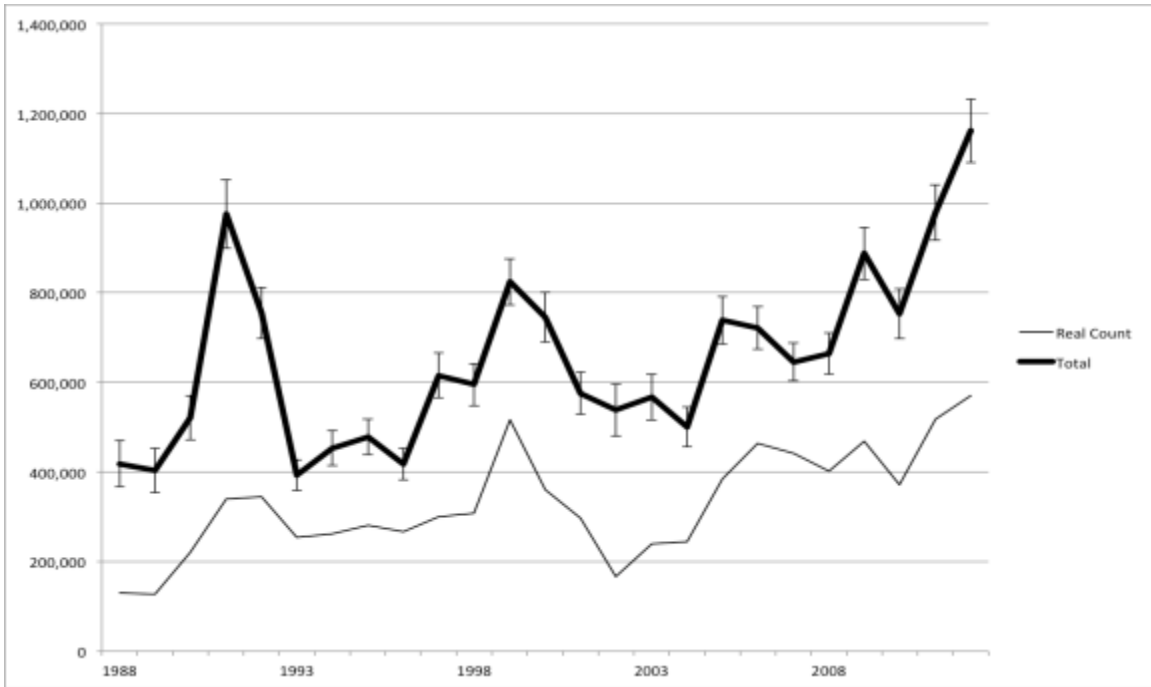
*Anas querquedula*, Western Siberia & Europe/West Africa



*Anas crecca crecca*, North-west Europe



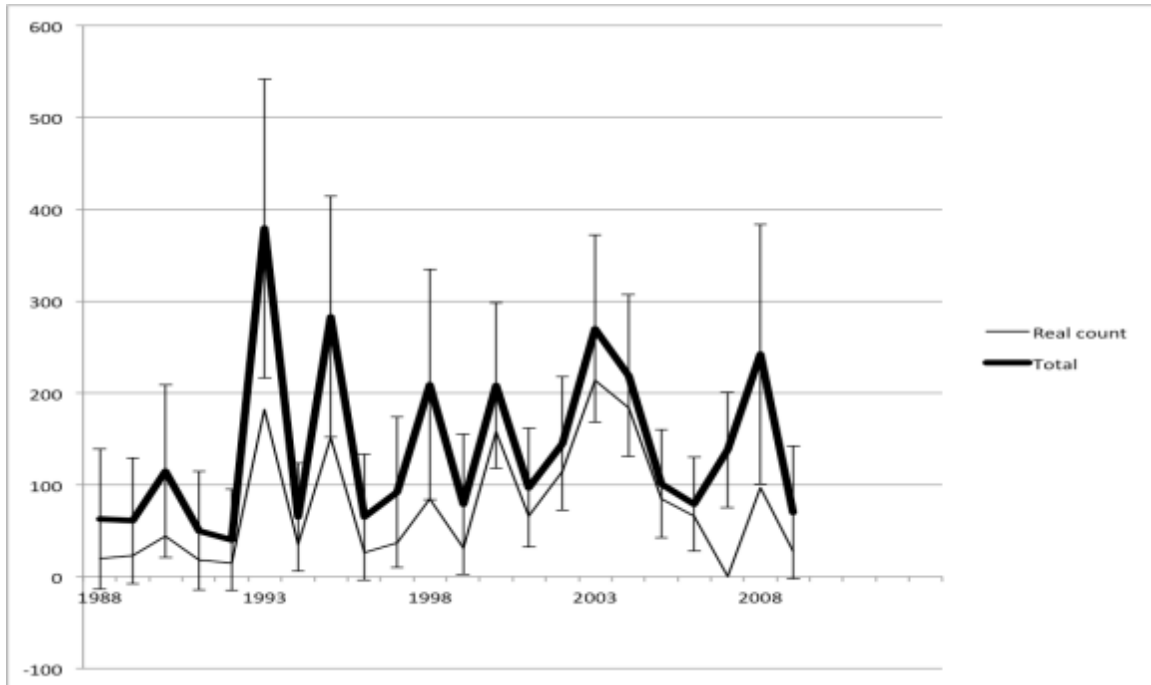
*Anas crecca crecca*, W Siberia & NE Europe/Black Sea & Mediterranean



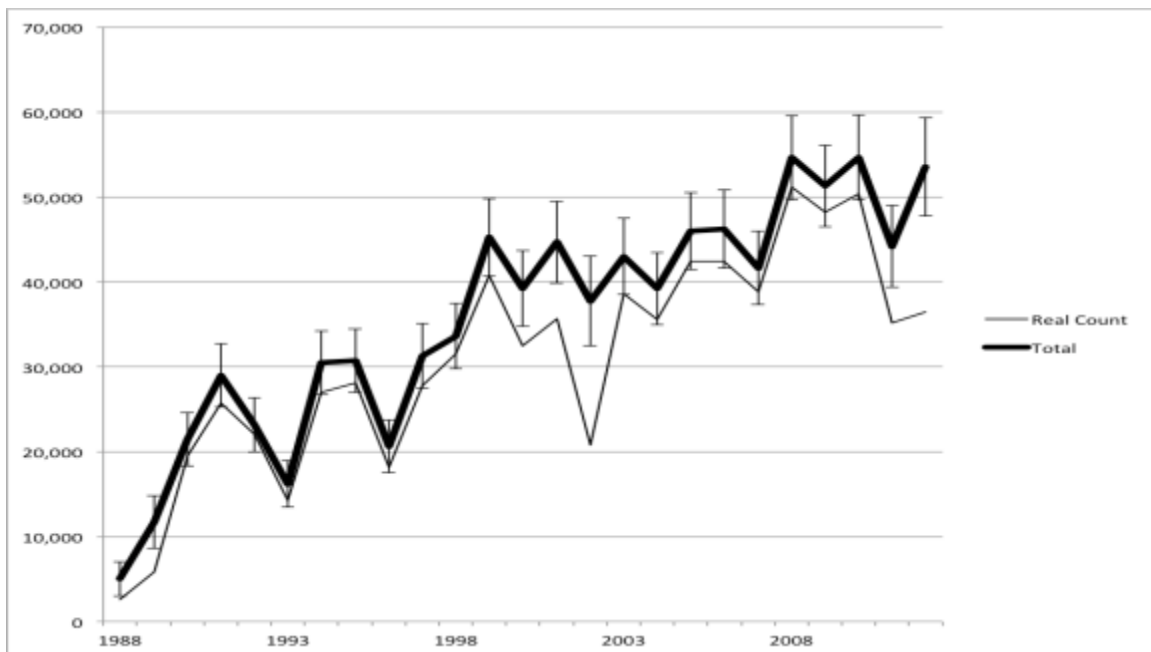
*Anas crecca crecca*, Western Siberia/SW Asia & NE Africa



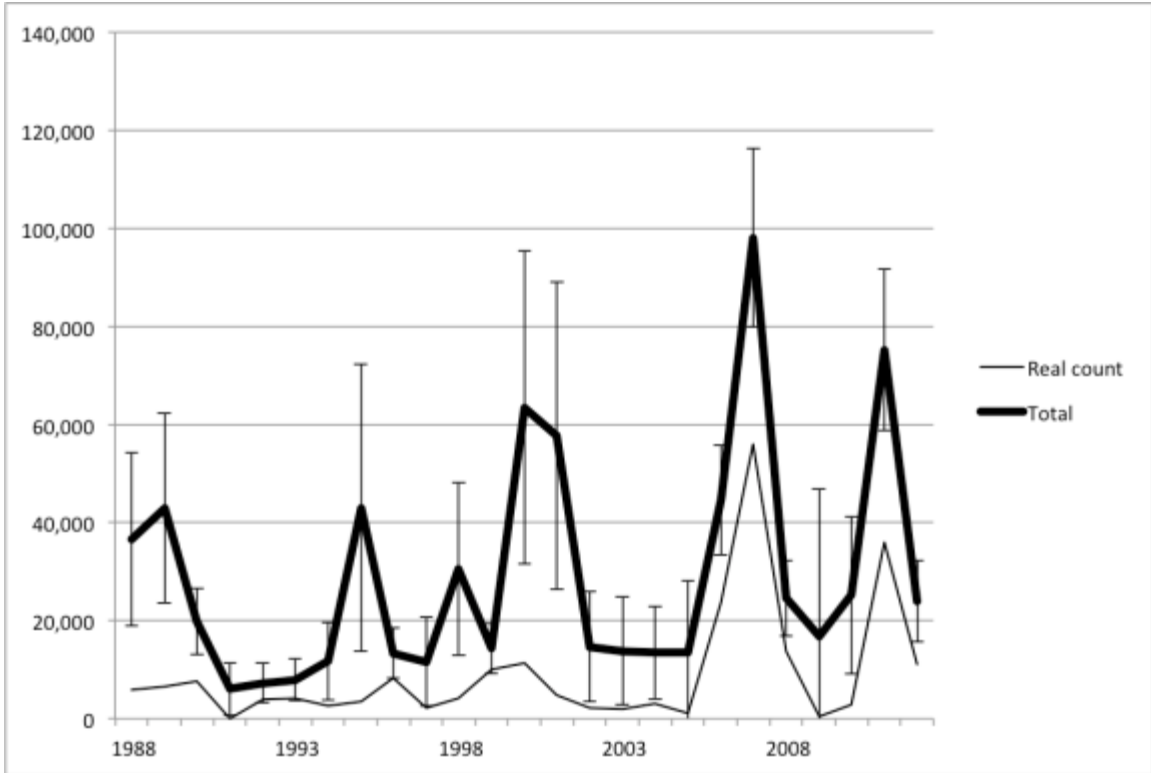
Marmaronetta angustirostris, East Mediterranean



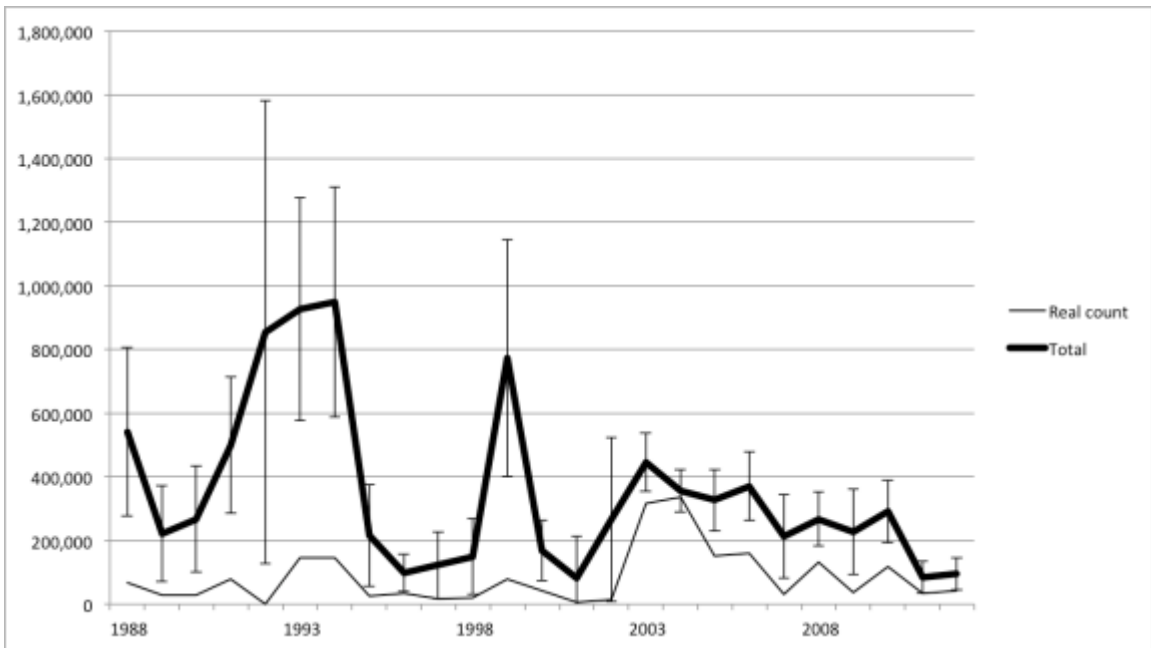
Netta rufina, South-west & Central Europe/West Mediterranean



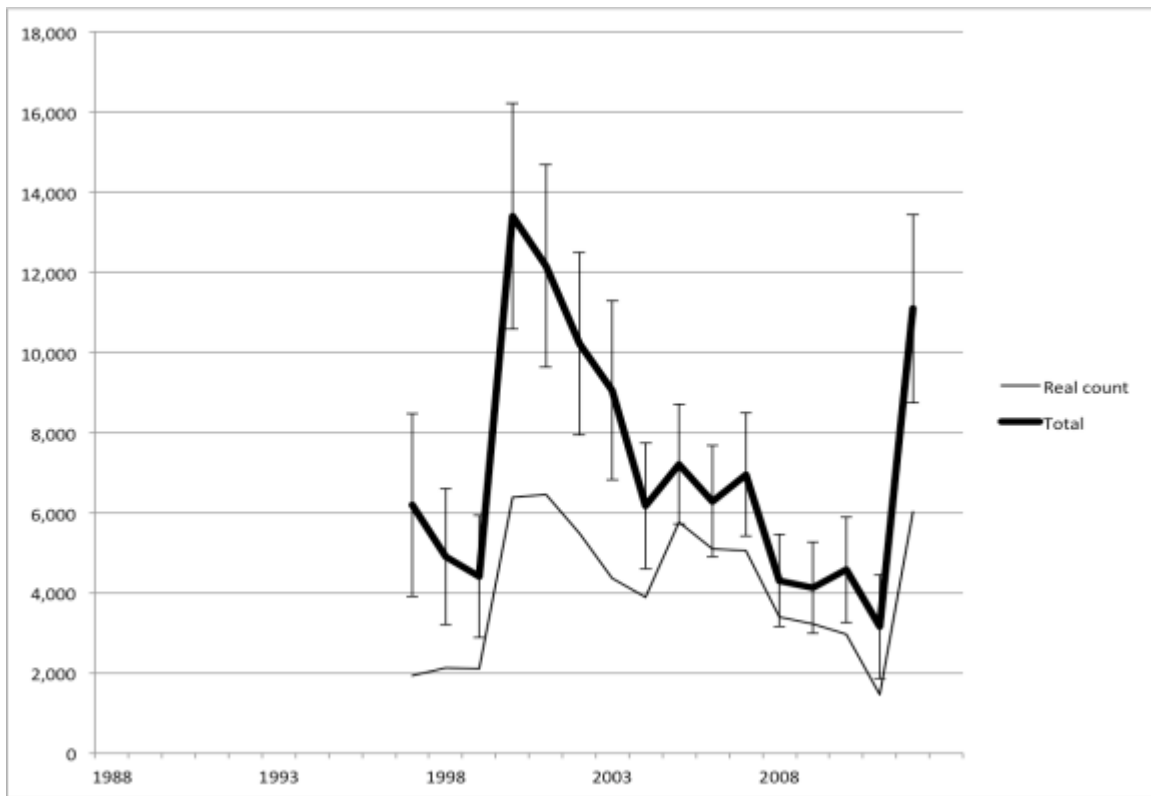
Netta rufina, Black Sea & East Mediterranean



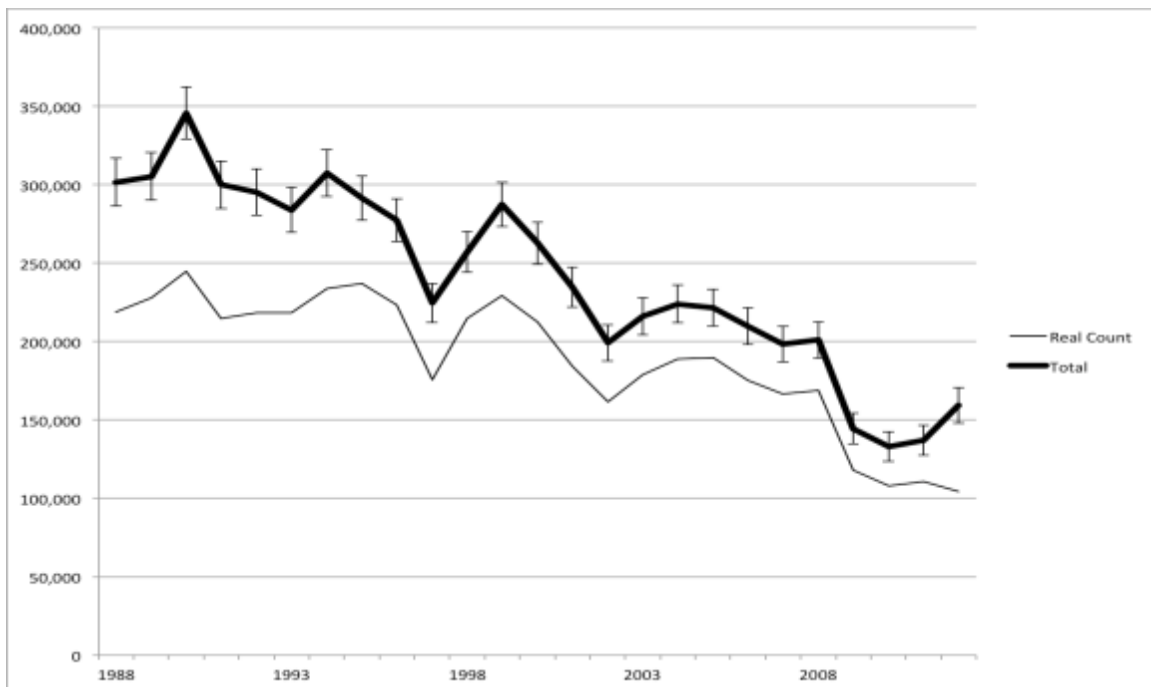
Netta rufina, Western & Central Asia/South-west Asia



*Netta erythrophthalma* brunnea, Southern & Eastern Africa



*Aythya ferina*, North-east Europe/North-west Europe





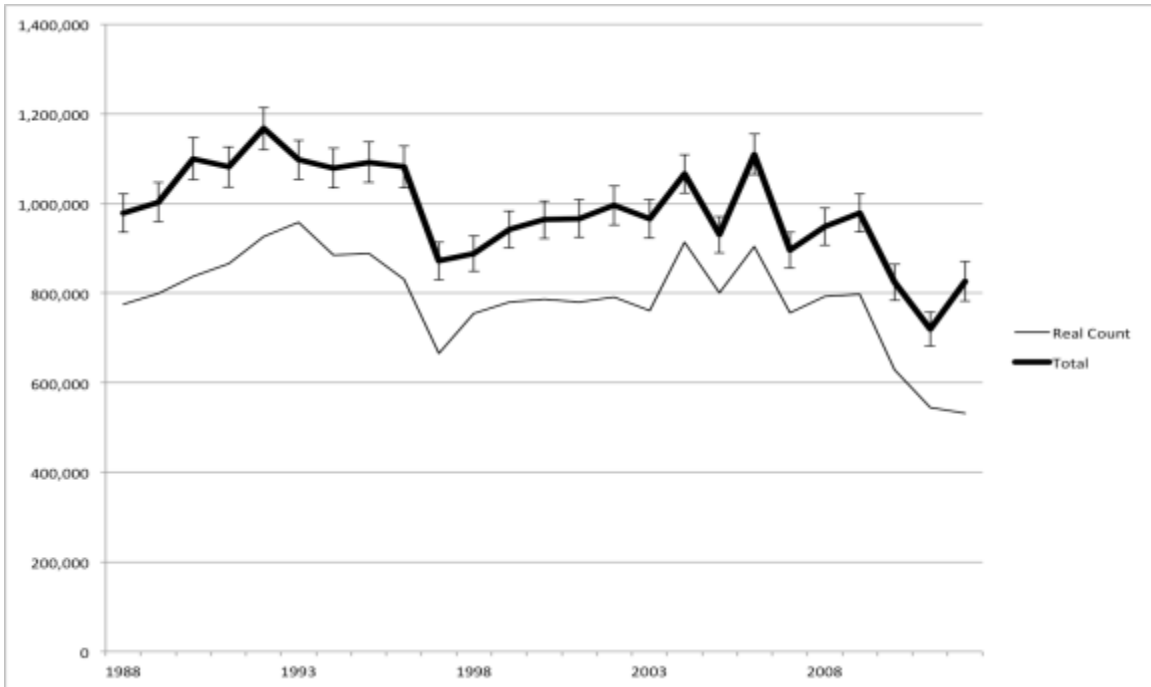
*Aythya ferina*, Central & NE Europe/Black Sea & Mediterranean



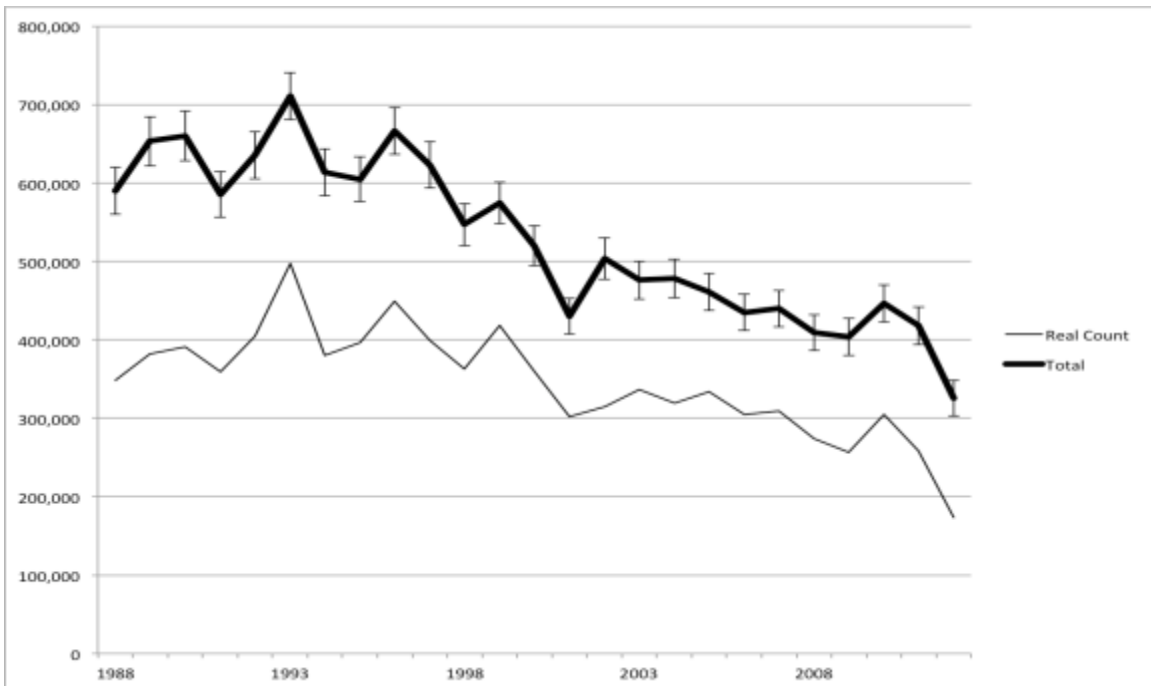
*Aythya ferina*, Western Siberia/South-west Asia



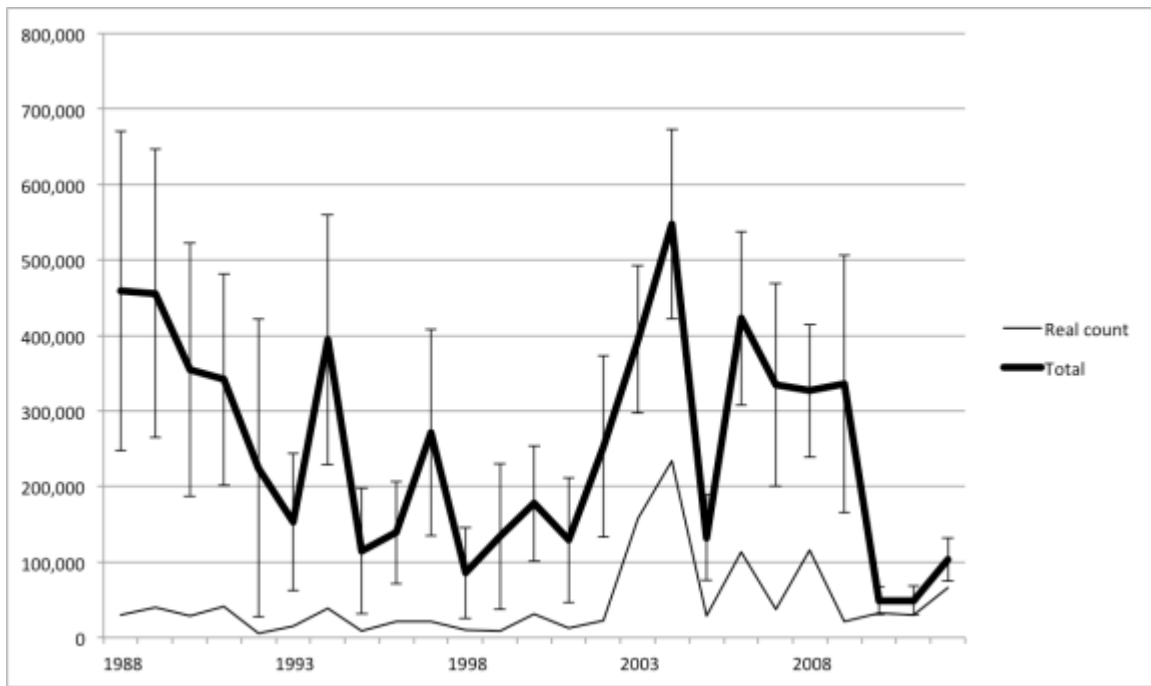
*Aythya fuligula*, North-west Europe (win)



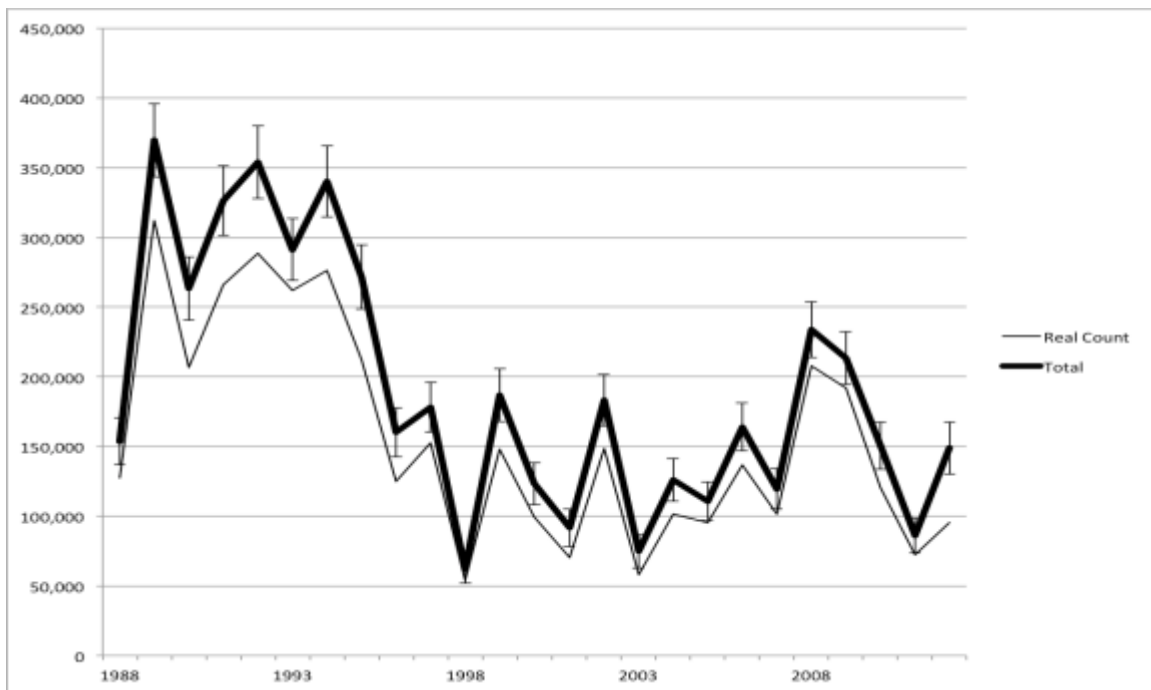
*Aythya fuligula*, Central Europe, Black Sea & Mediterranean (win)



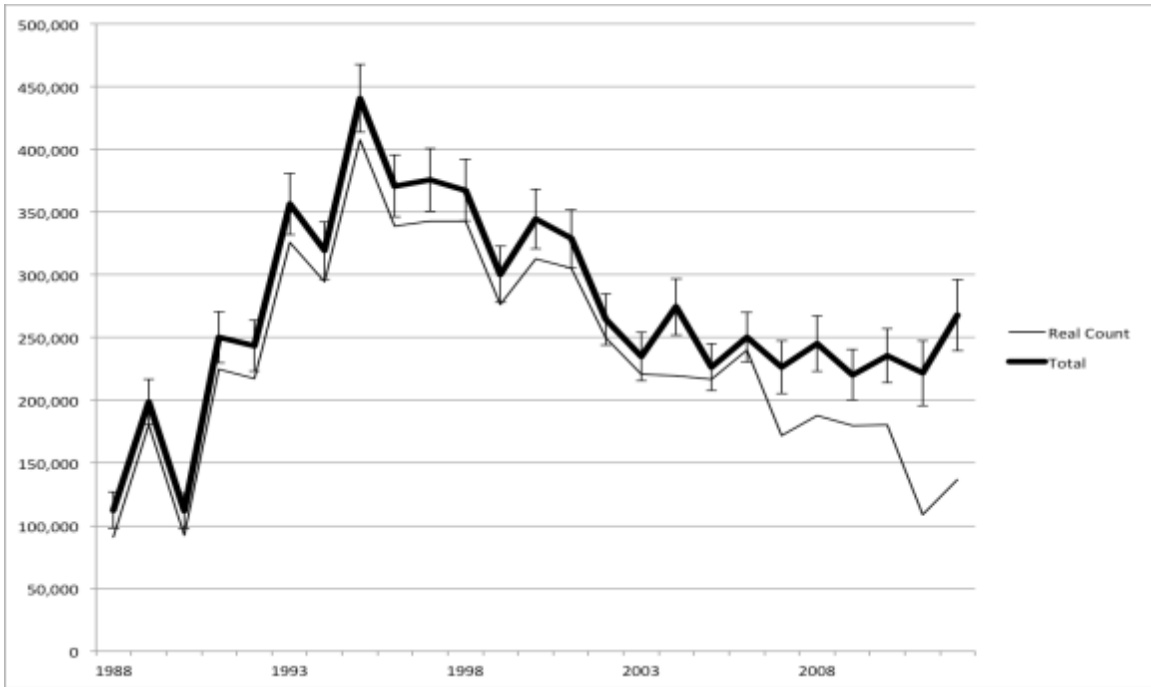
*Aythya fuligula*, Western Siberia/SW Asia & NE Africa



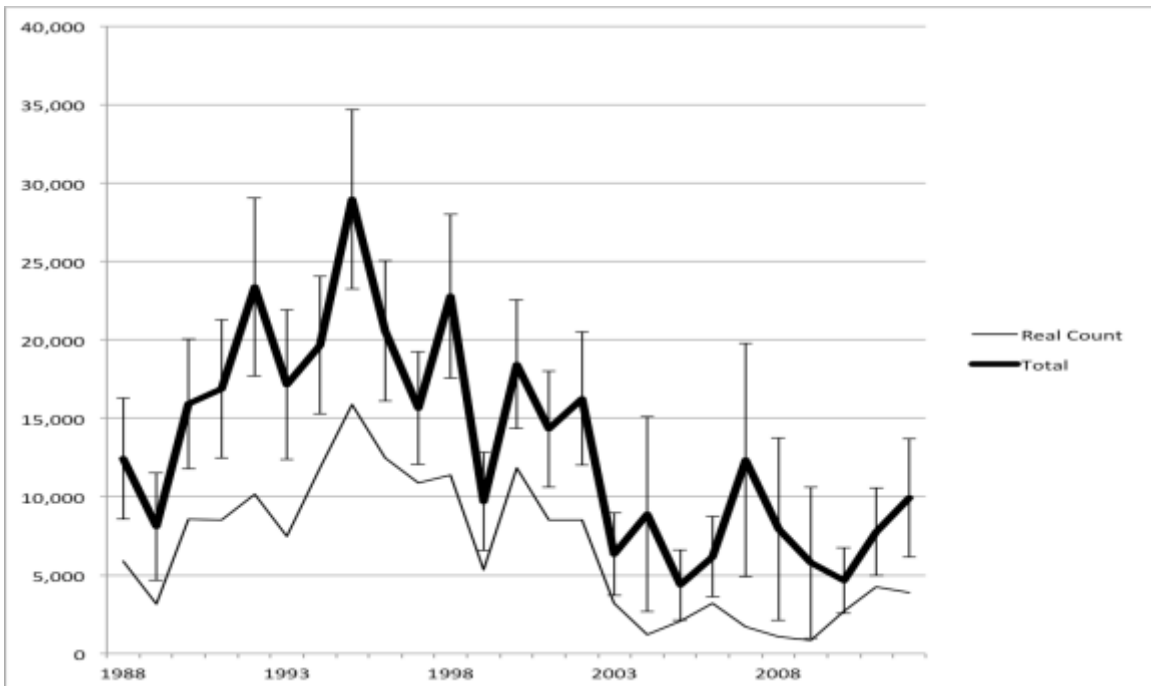
*Aythya marila marila*, Northern Europe/Western Europe



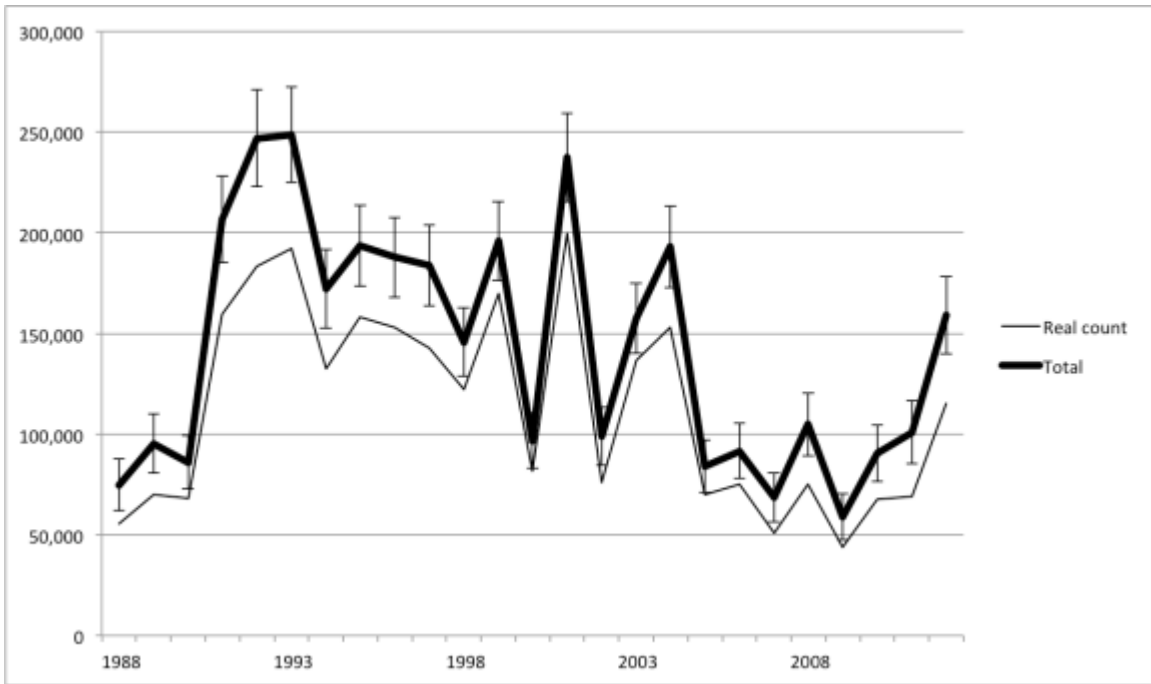
*Somateria mollissima mollissima*, Baltic, Denmark & Netherlands



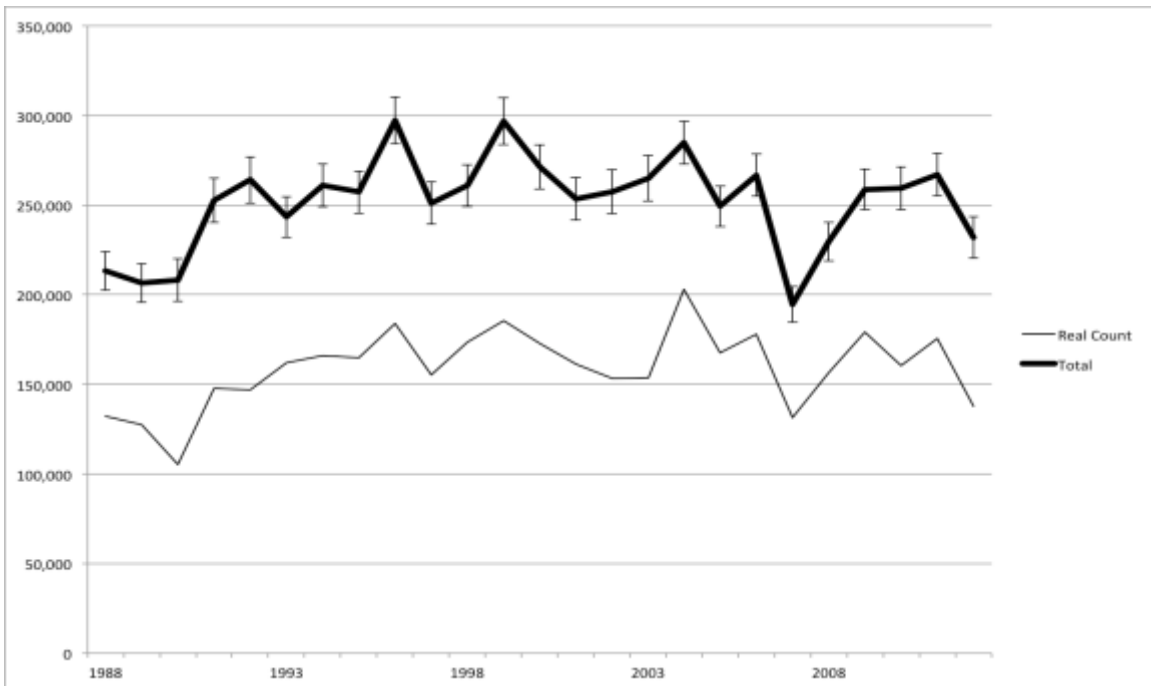
*Polysticta stelleri*, Western Siberia/North-east Europe



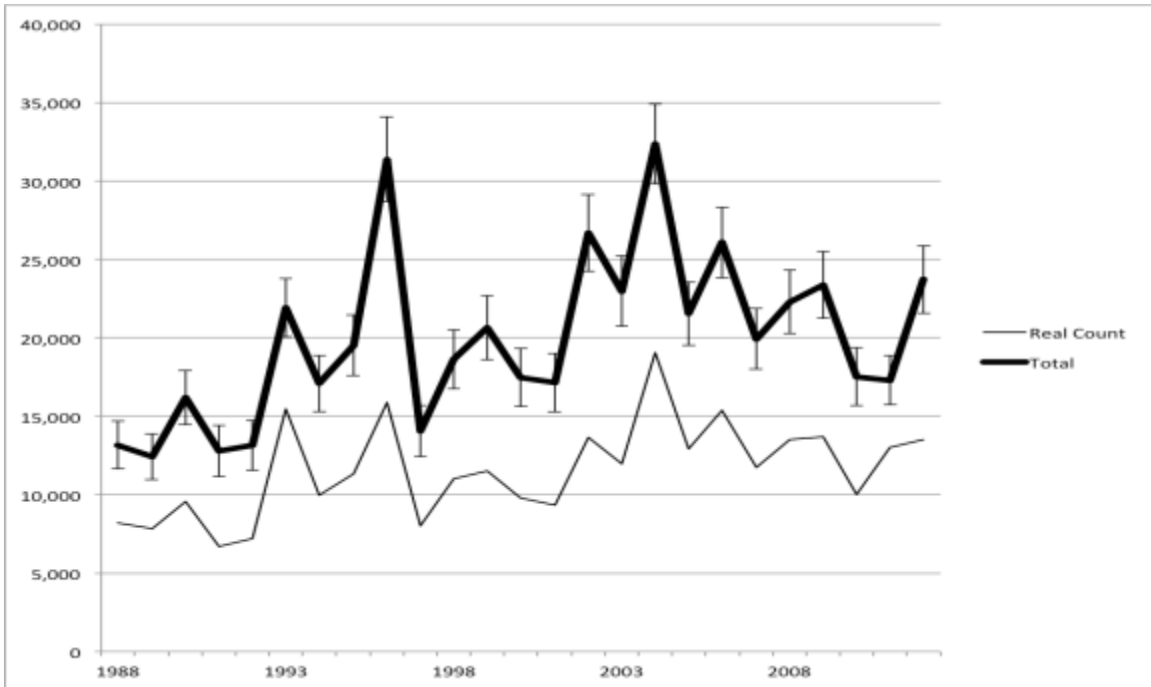
Melanitta nigra nigra, W Siberia & N Europe/W Europe & NW Africa



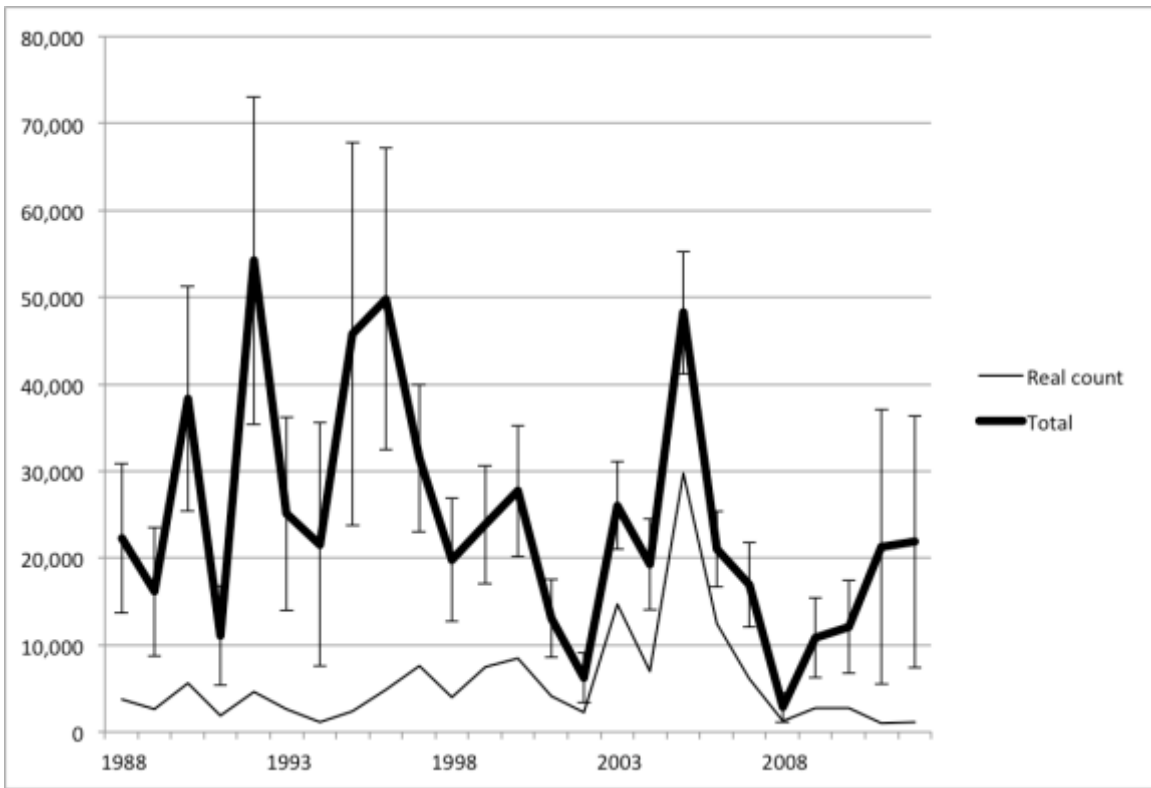
Bucephala clangula clangula, North-west & Central Europe (win)



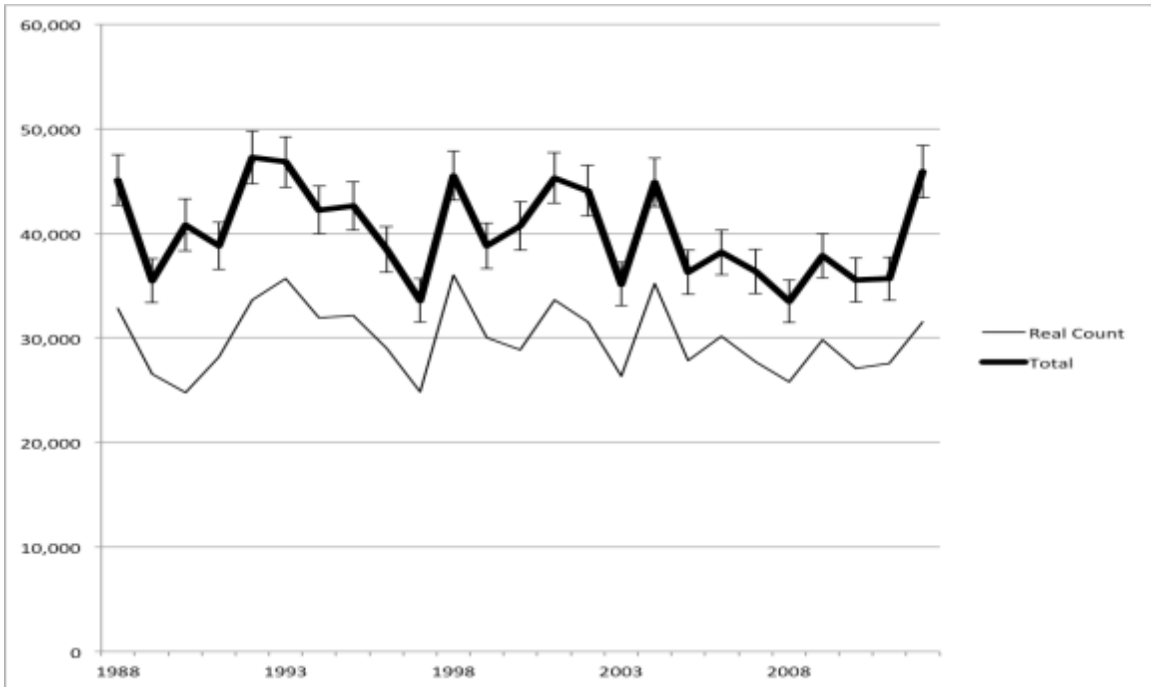
Mergellus albellus, North-west & Central Europe (win)



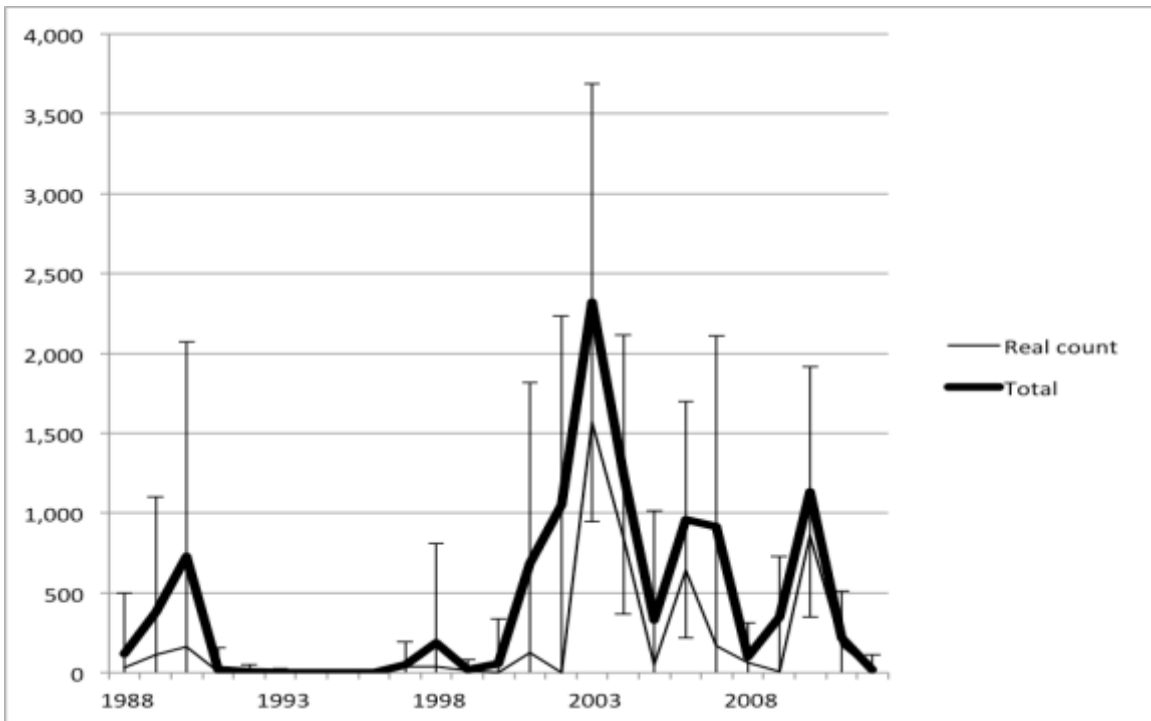
Mergellus albellus, North-east Europe/Black Sea & East Mediterranean



Mergus serrator serrator, North-west & Central Europe (win)



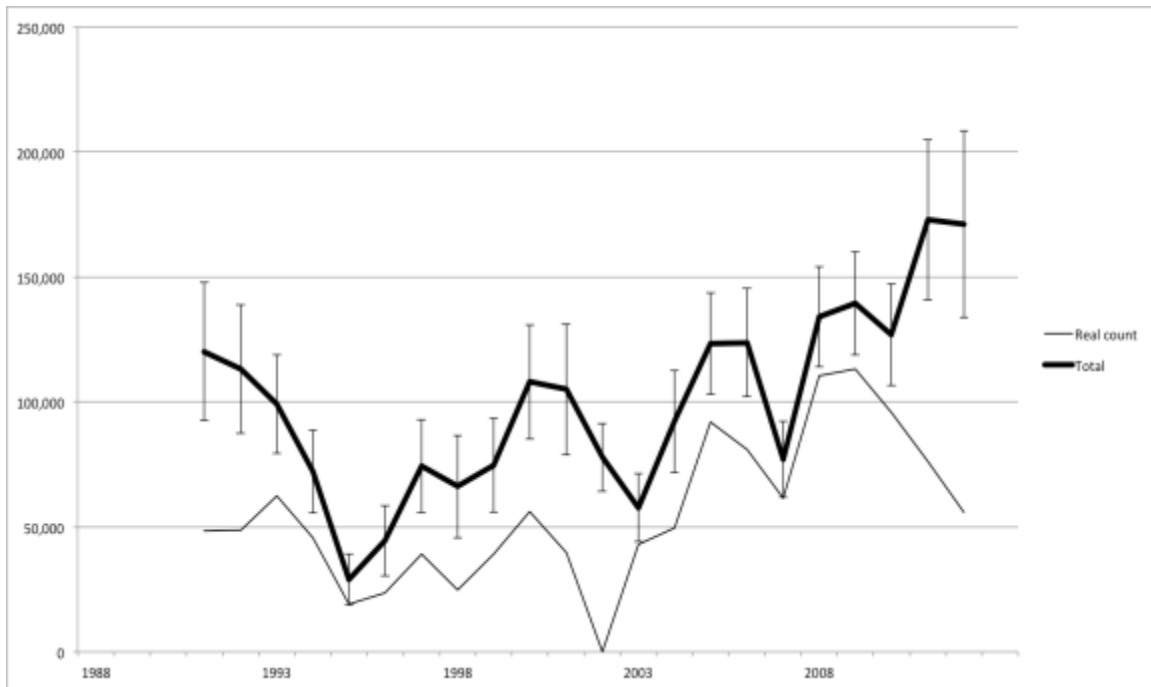
Mergus serrator serrator, Western Siberia/South-west & Central Asia



Mergus merganser merganser, North-west & Central Europe (win)

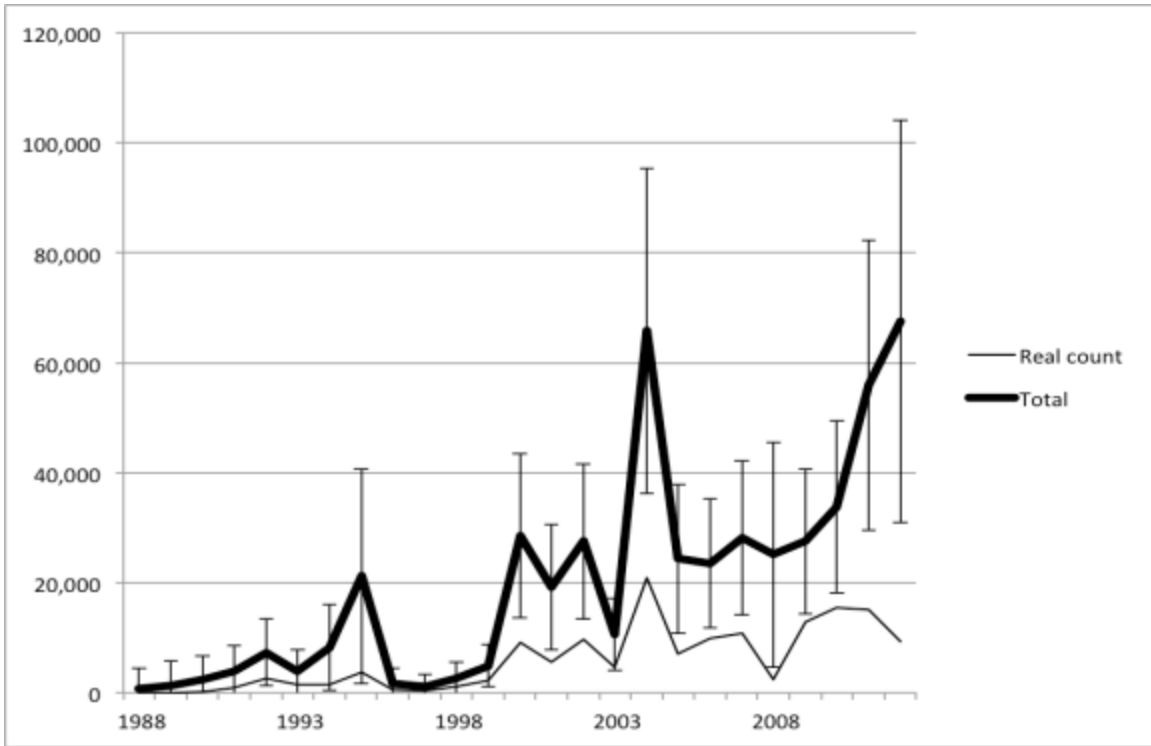


Grus grus, North-west Europe/Iberia & Morocco

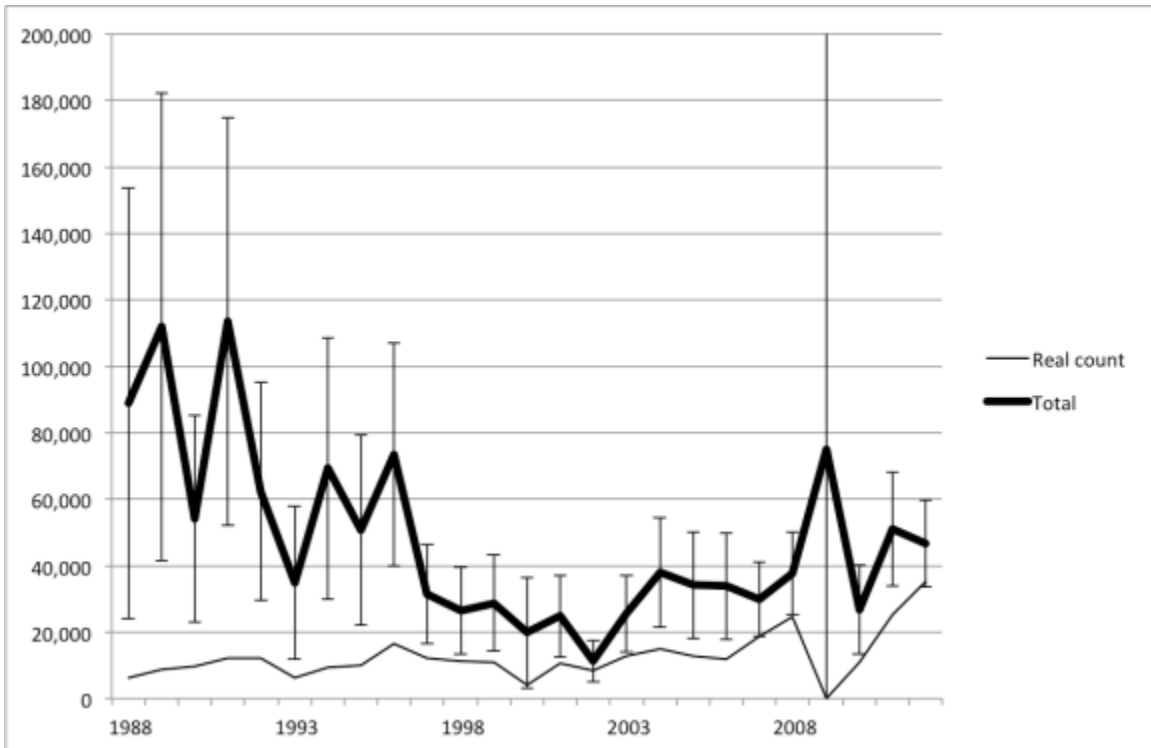




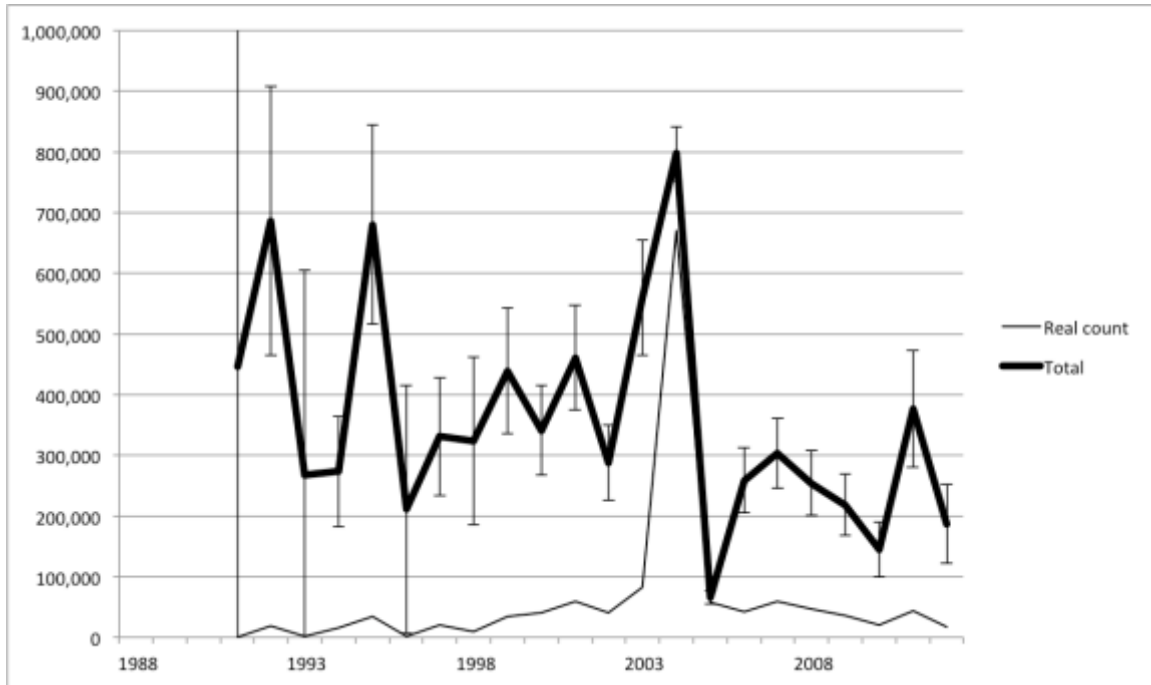
Grus grus, North-east & Central Europe/North Africa



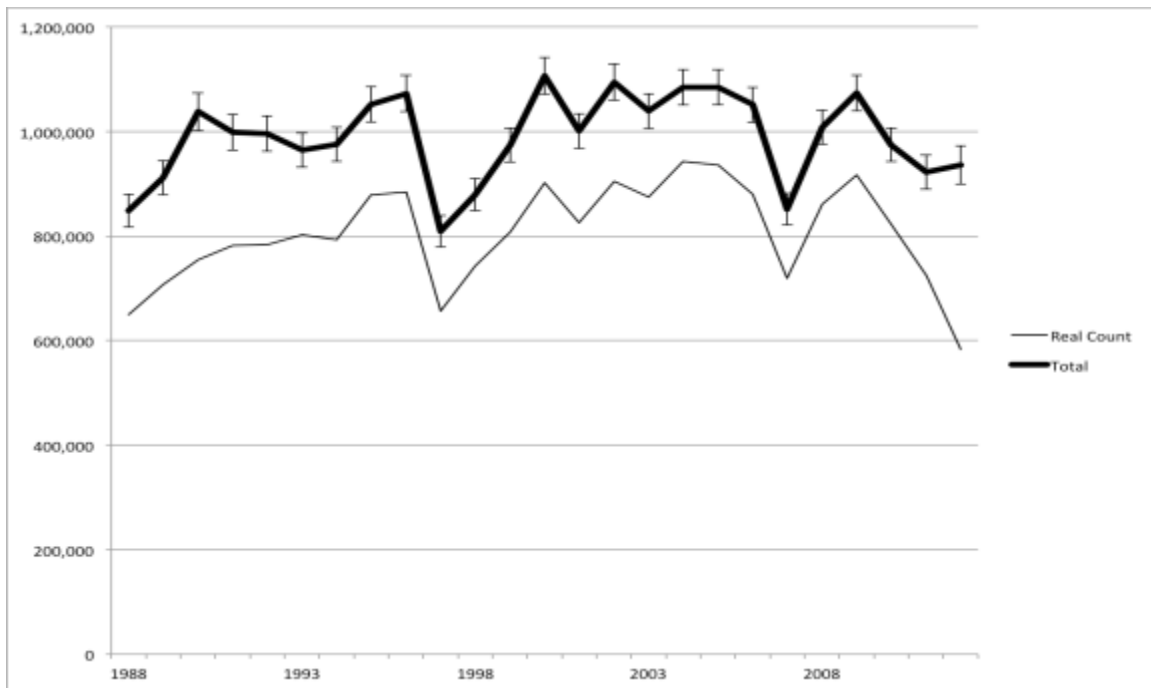
Grus grus, Eastern Europe/Turkey, Middle East & NE Africa



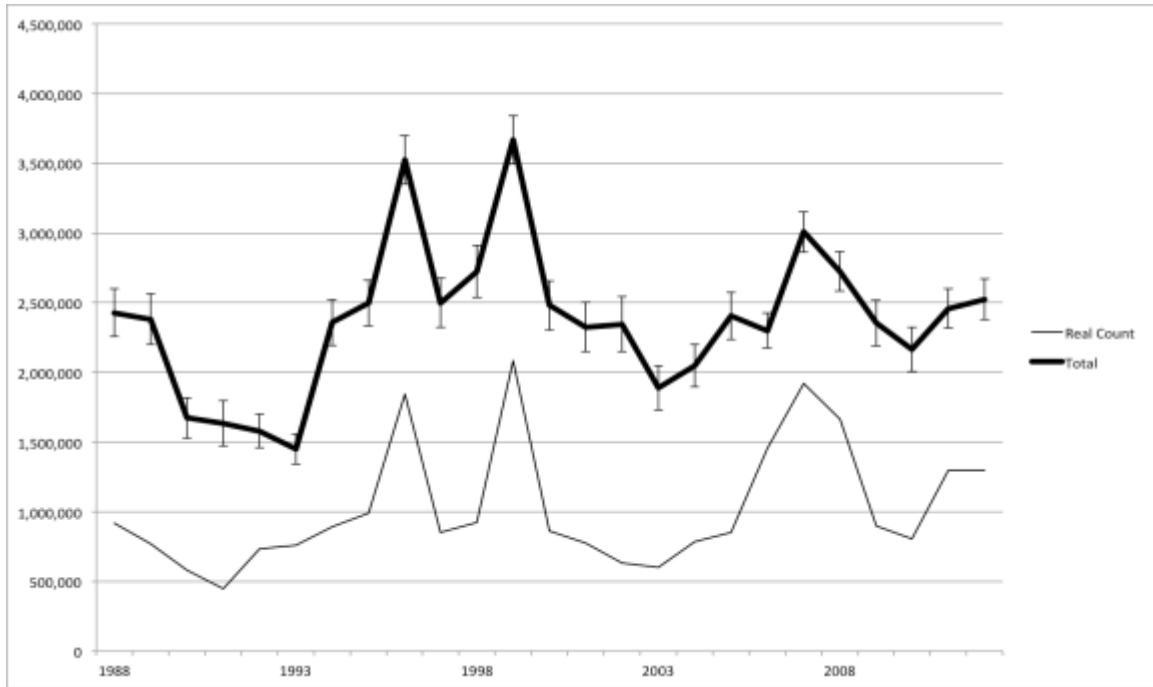
*Fulica cristata*, Sub-Saharan Africa



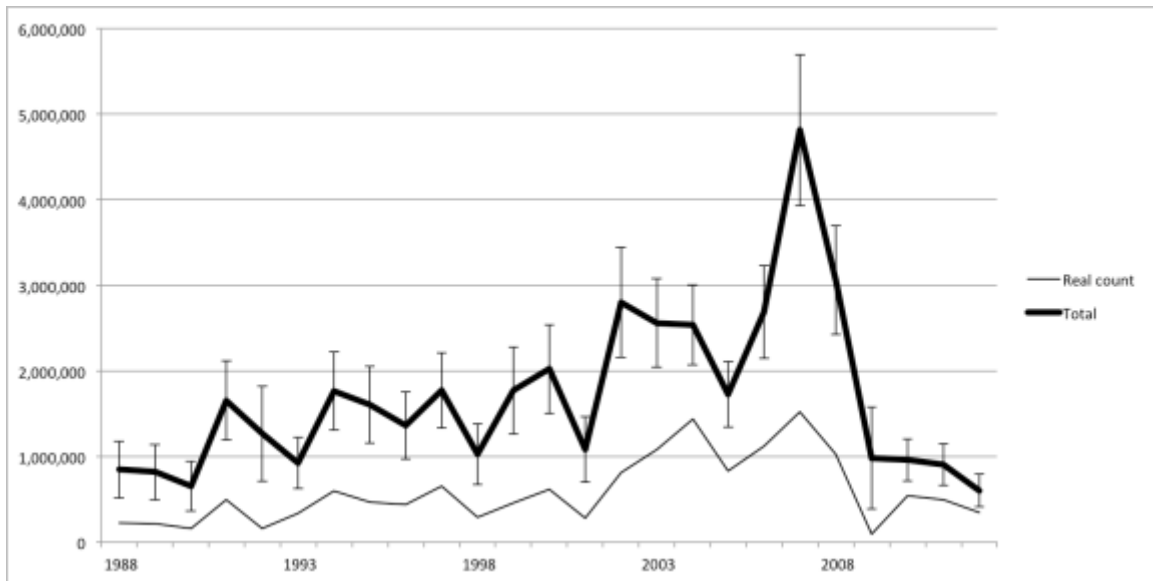
*Fulica atra atra*, North-west Europe (win)



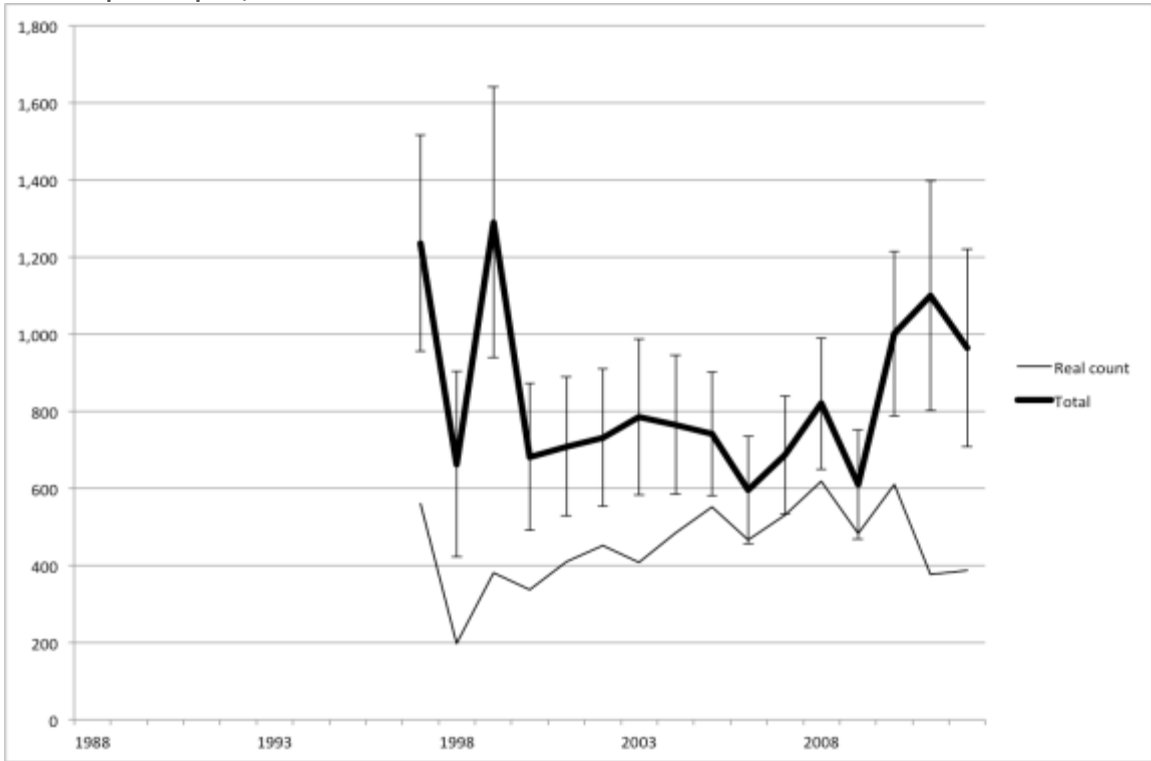
*Fulica atra atra*, Black Sea & Mediterranean (win)



*Fulica atra atra*, South-west Asia (win)



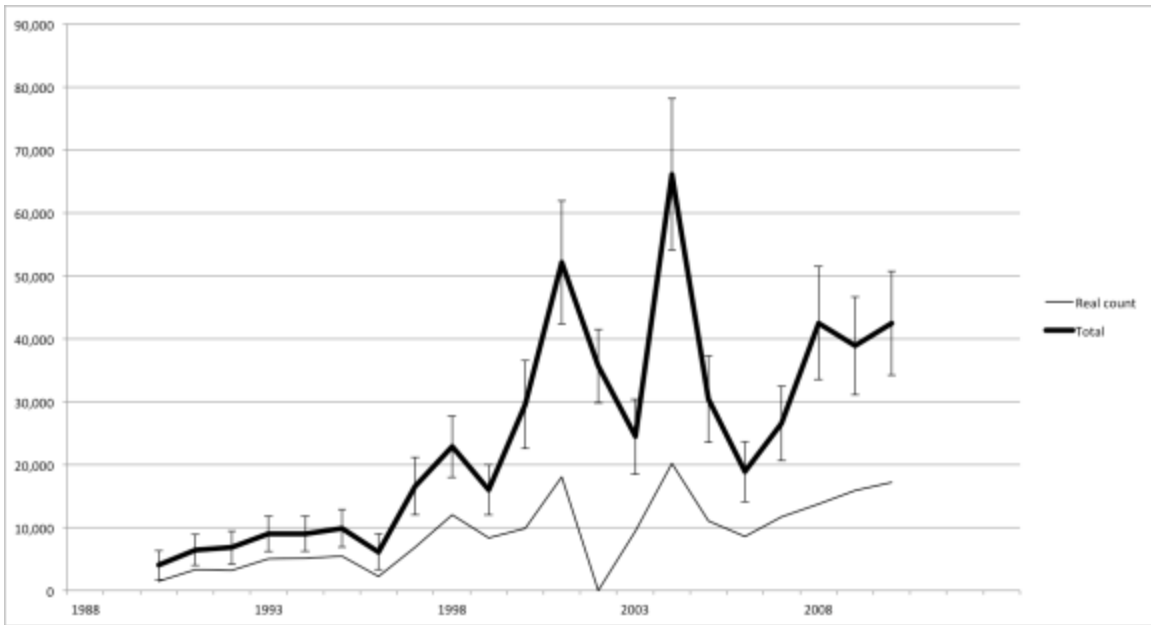
*Haematopus moquini*, Coastal Southern Africa



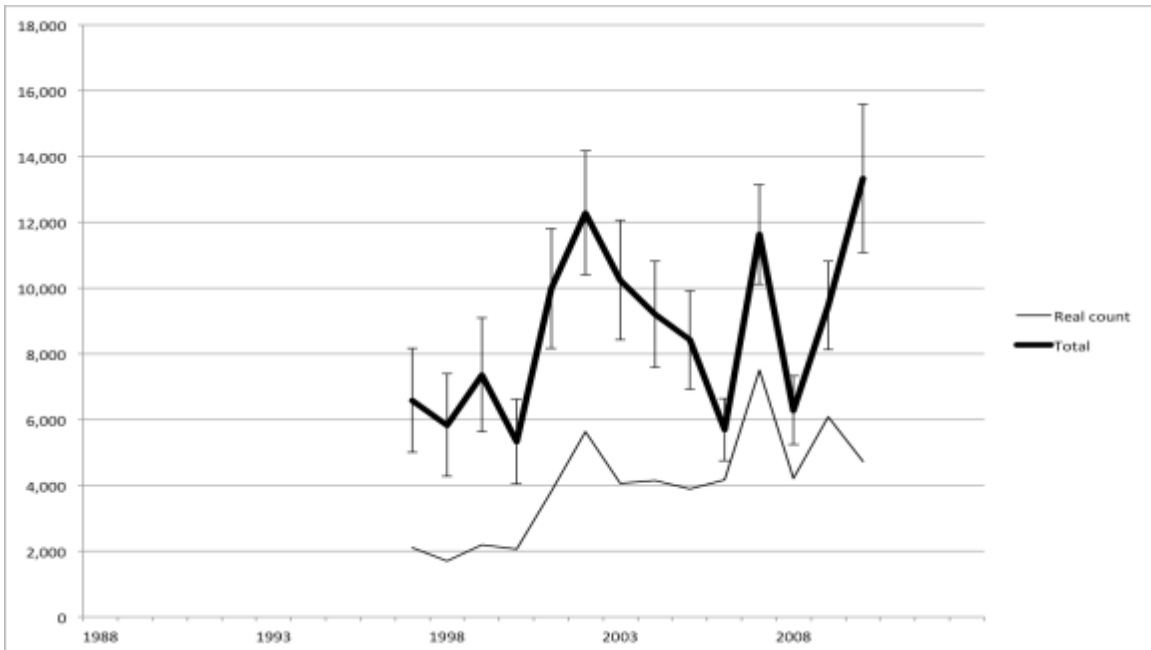
*Haematopus ostralegus ostralegus*, Europe/South & West Europe & NW Africa



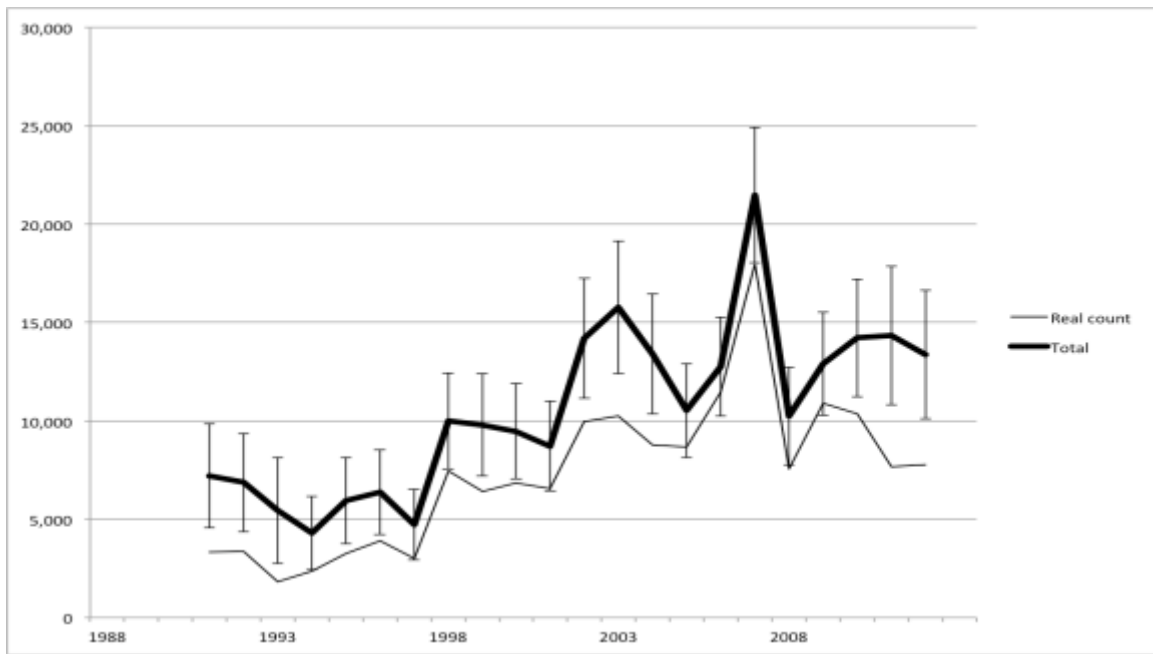
*Himantopus himantopus himantopus*, SW Europe & North-west Africa/West Africa



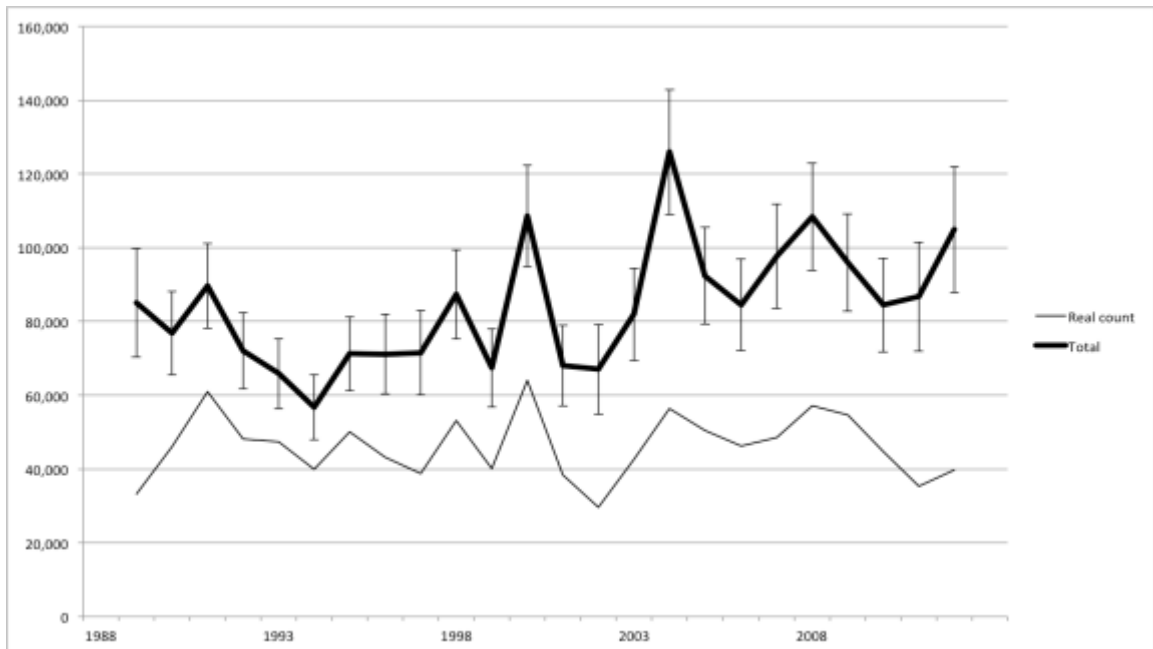
*Himantopus himantopus himantopus*, Southern Africa ('meridionalis')



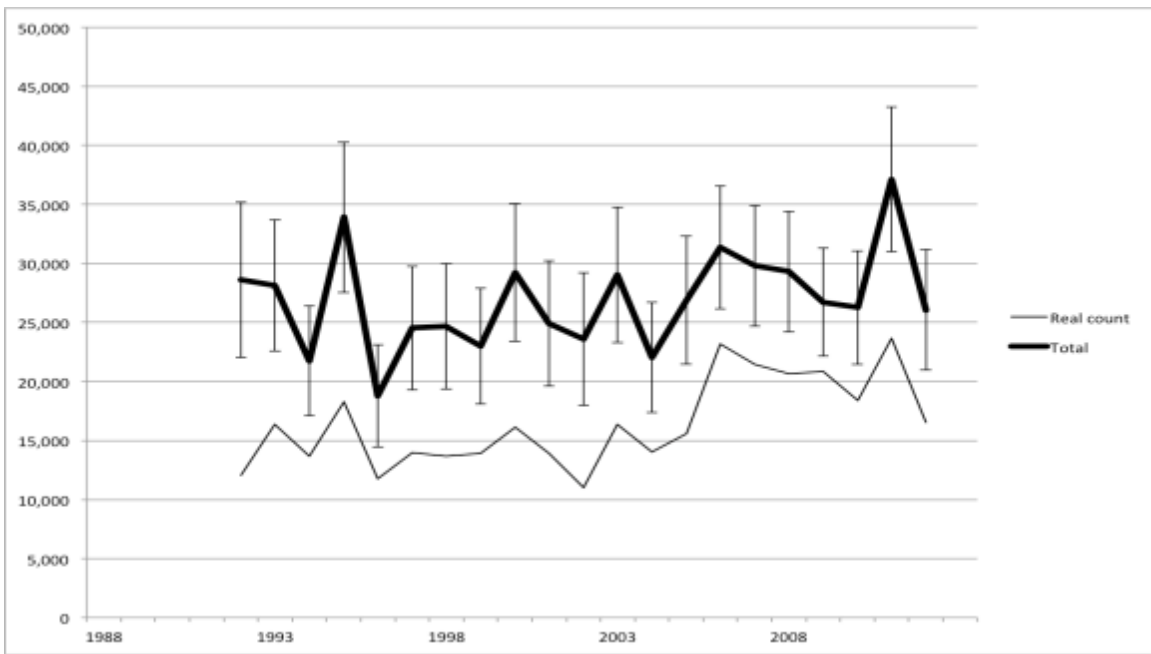
Recurvirostra avosetta, South Africa



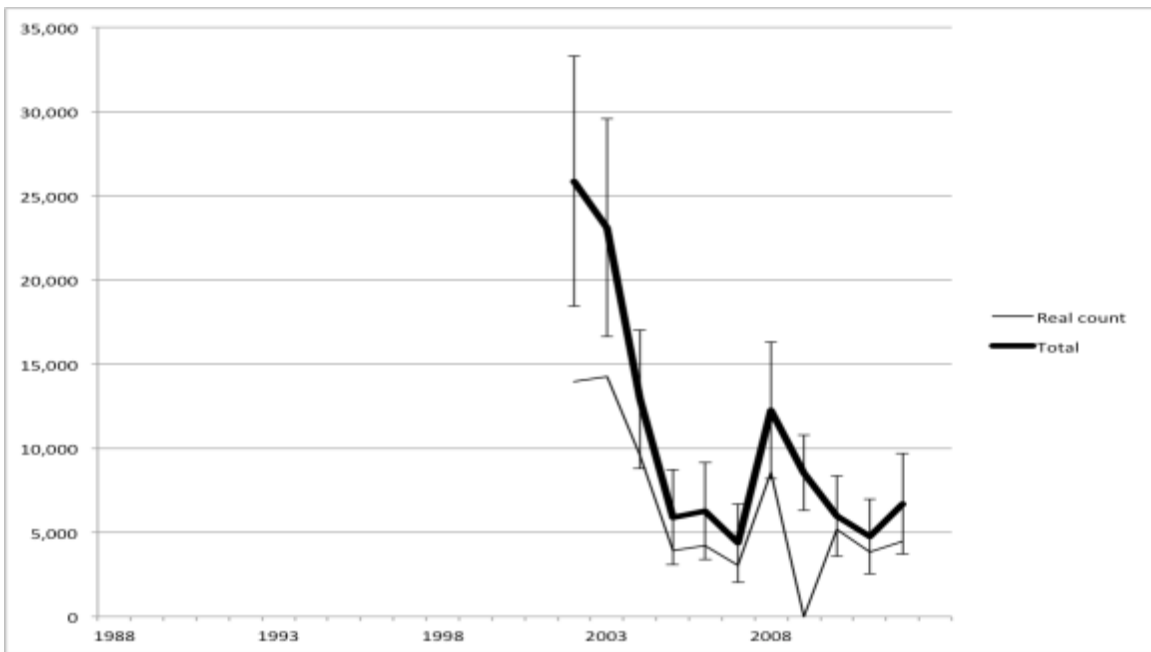
Recurvirostra avosetta, Western Europe & North-west Africa (bre)



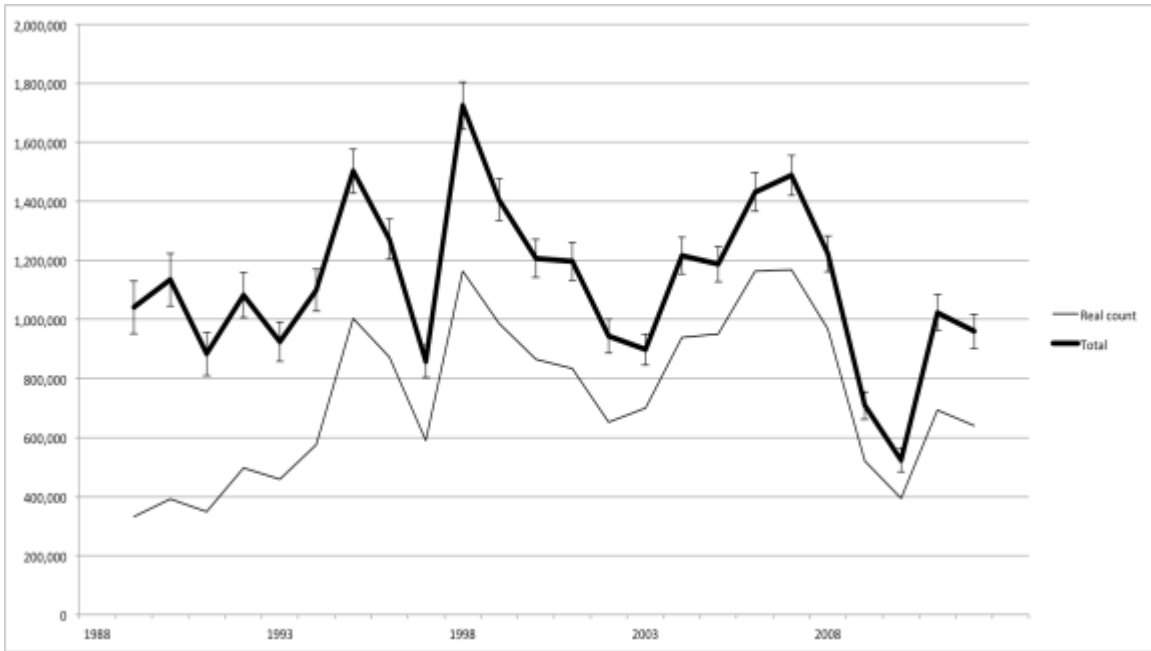
Recurvirostra avosetta, South-east Europe, Black Sea & Turkey (bre)



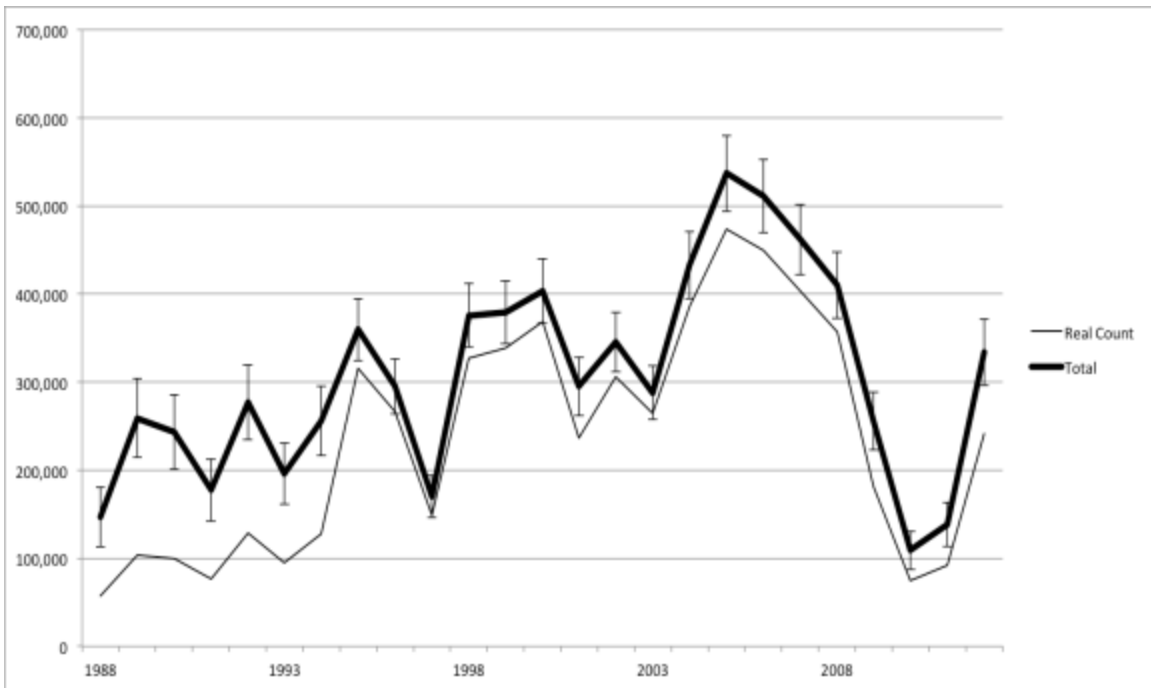
Recurvirostra avosetta, West & South-west Asia/Eastern Africa



***Vanellus vanellus*, Europe, W Asia/Europe, N Africa & SW Asia**

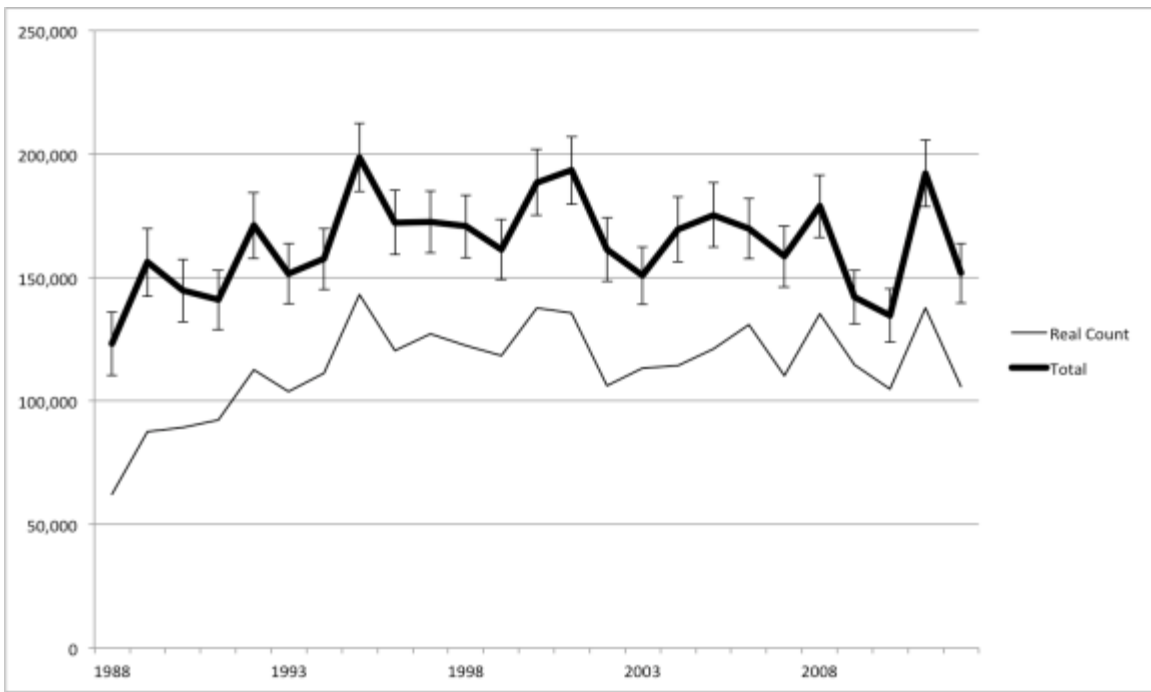


***Pluvialis apricaria apricaria*, Britain, Ireland, Denmark, Germany & Baltic (bre) & altifrons, Iceland & Faroes/East Atlantic coast & altifrons, Northern Europe/Western Europe & NW Africa combined**

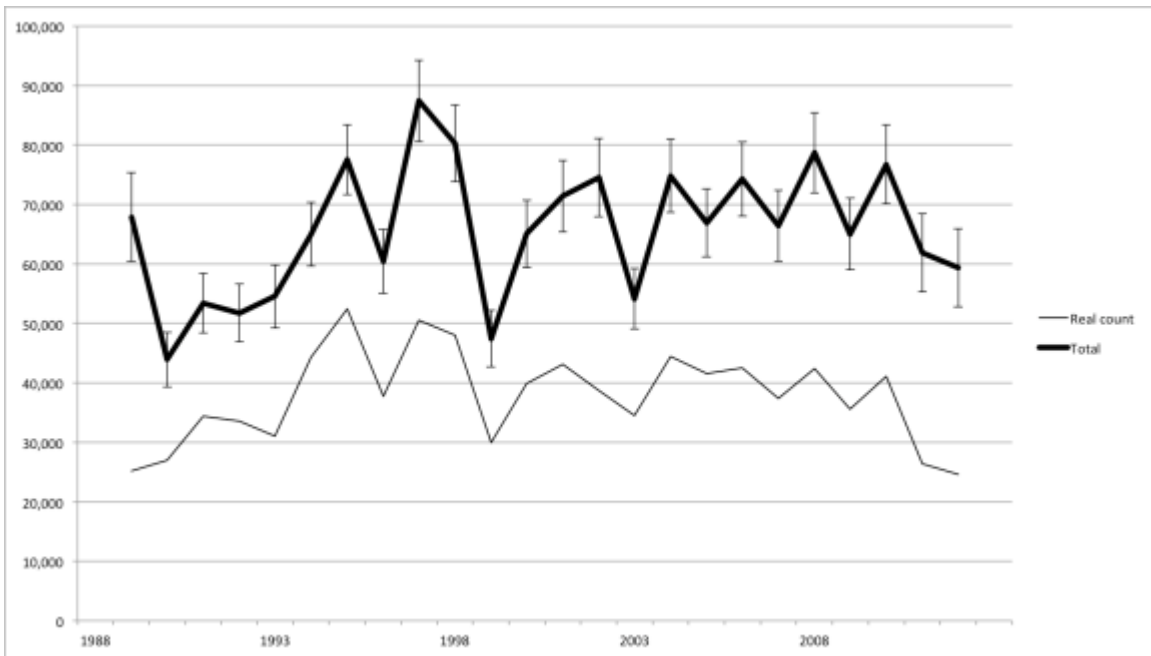




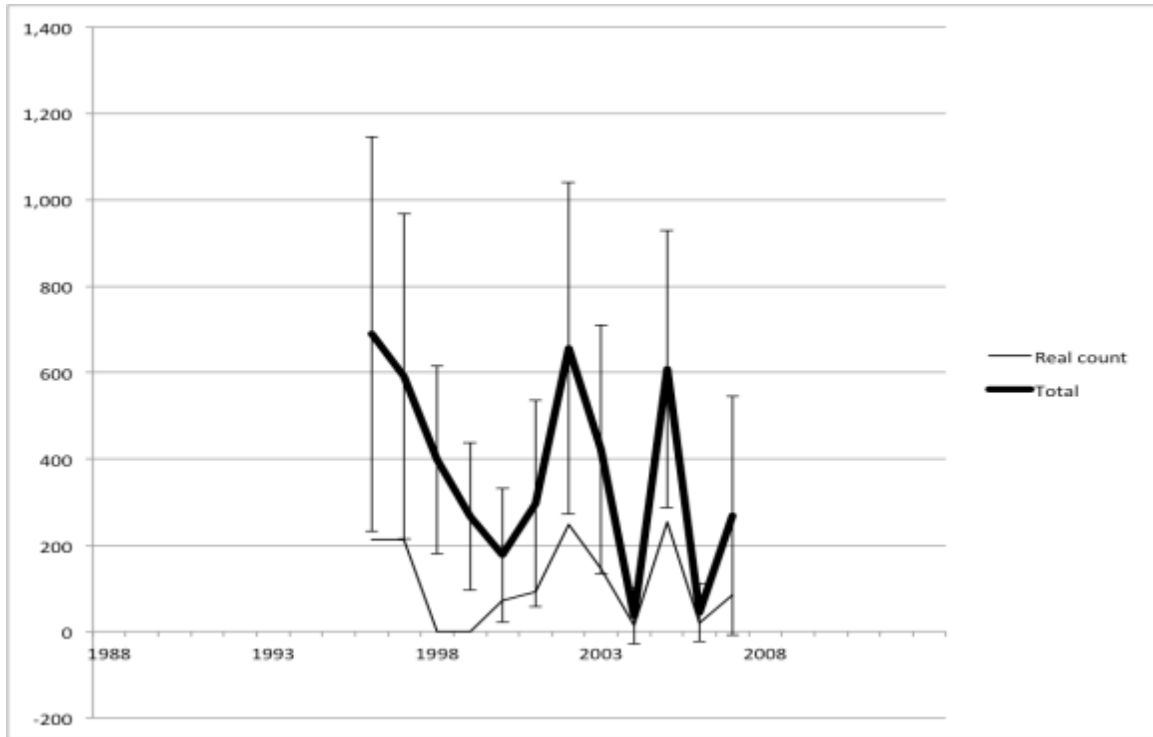
*Pluvialis squatarola*, W Siberia & Canada/W Europe & W Africa



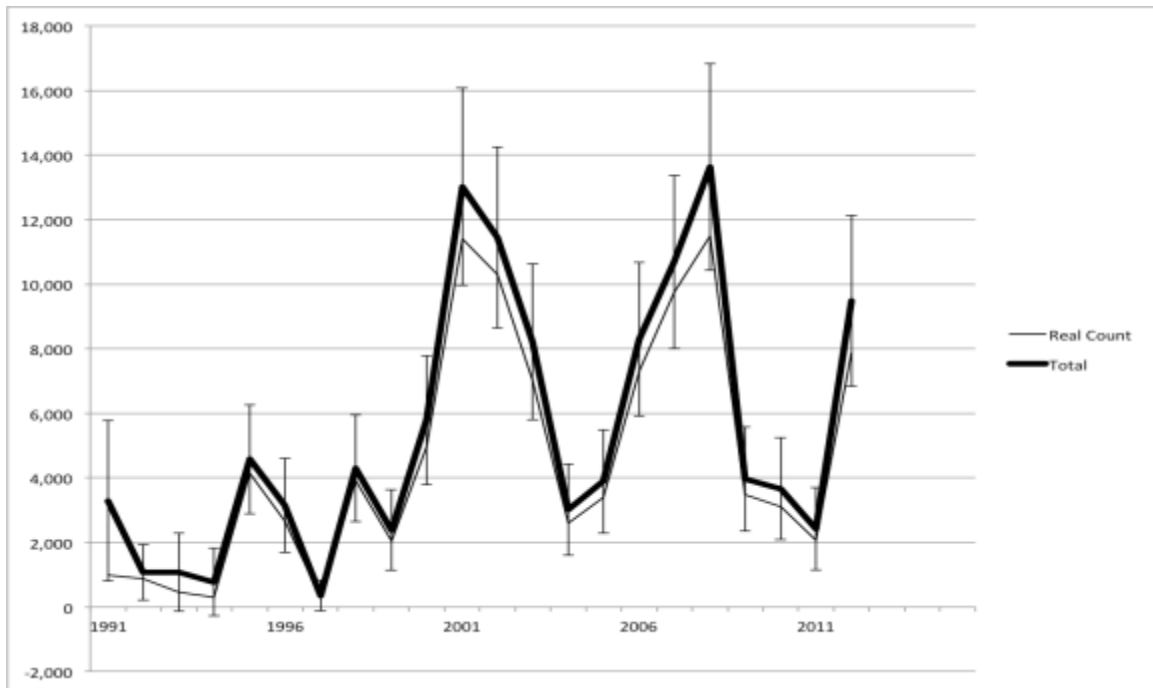
*Charadrius hiaticula hiaticula*, Northern Europe/Europe & North Africa



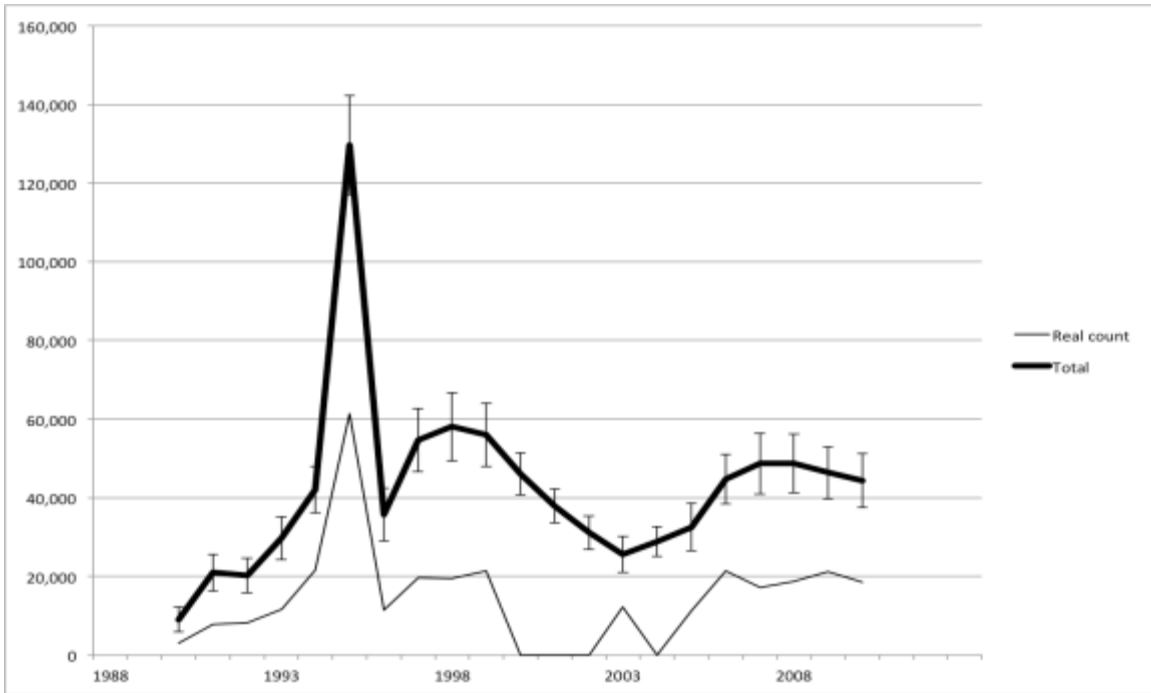
*Charadrius dubius curonicus*, West & South-west Asia/Eastern Africa



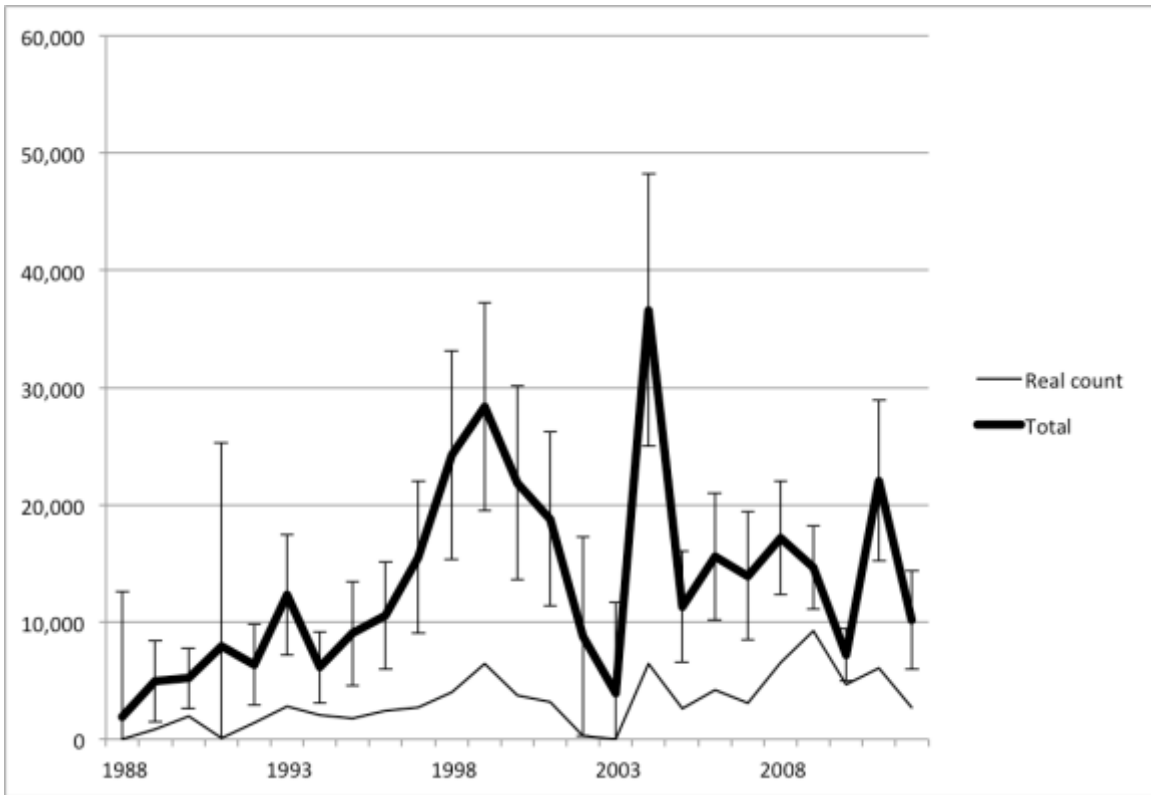
*Charadrius pallidus pallidus*, Southern Africa



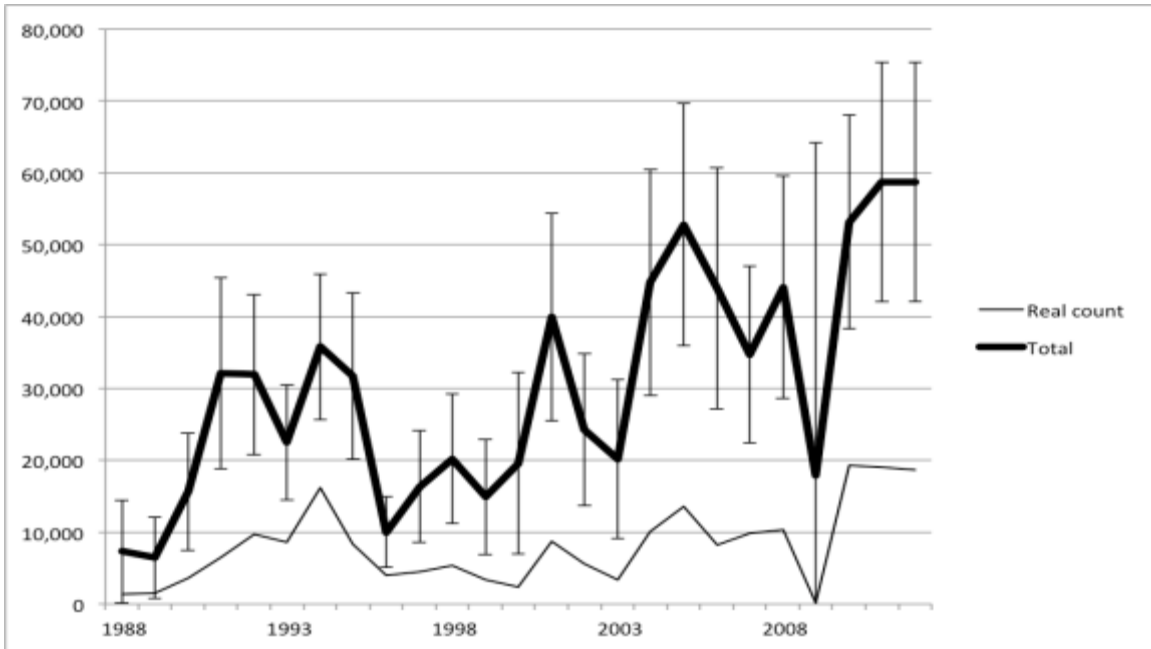
*Charadrius alexandrinus alexandrinus*, West Europe & West Mediterranean/West Africa



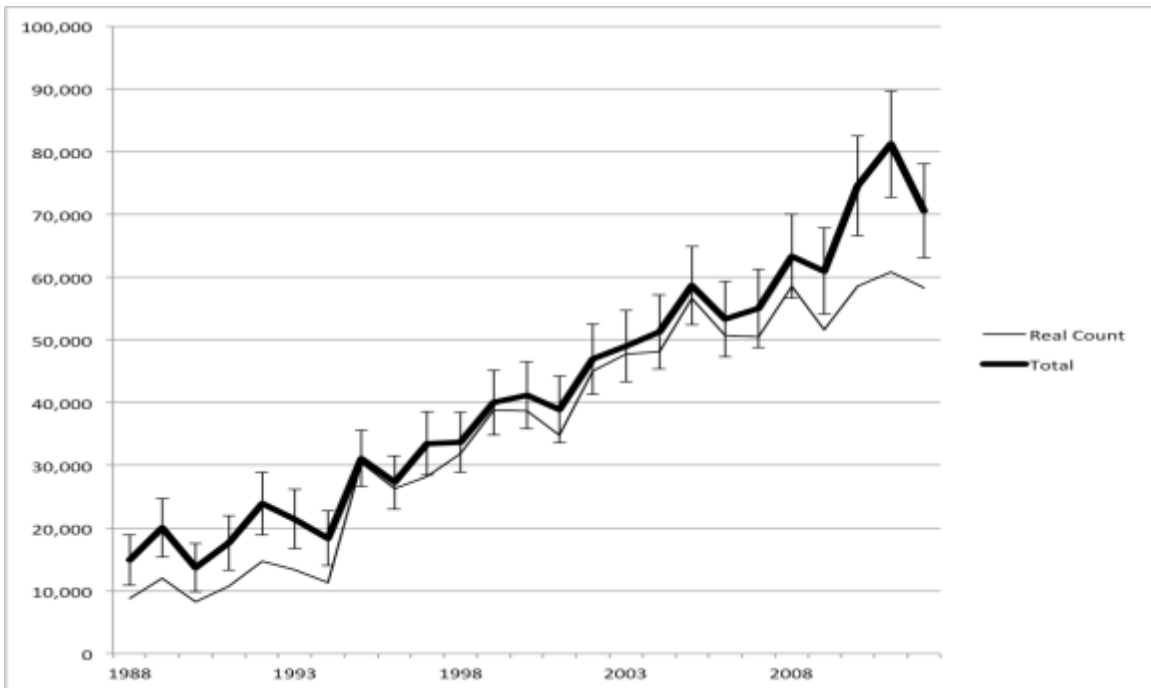
*Charadrius alexandrinus alexandrinus*, Black Sea & East Mediterranean/Eastern Sahel



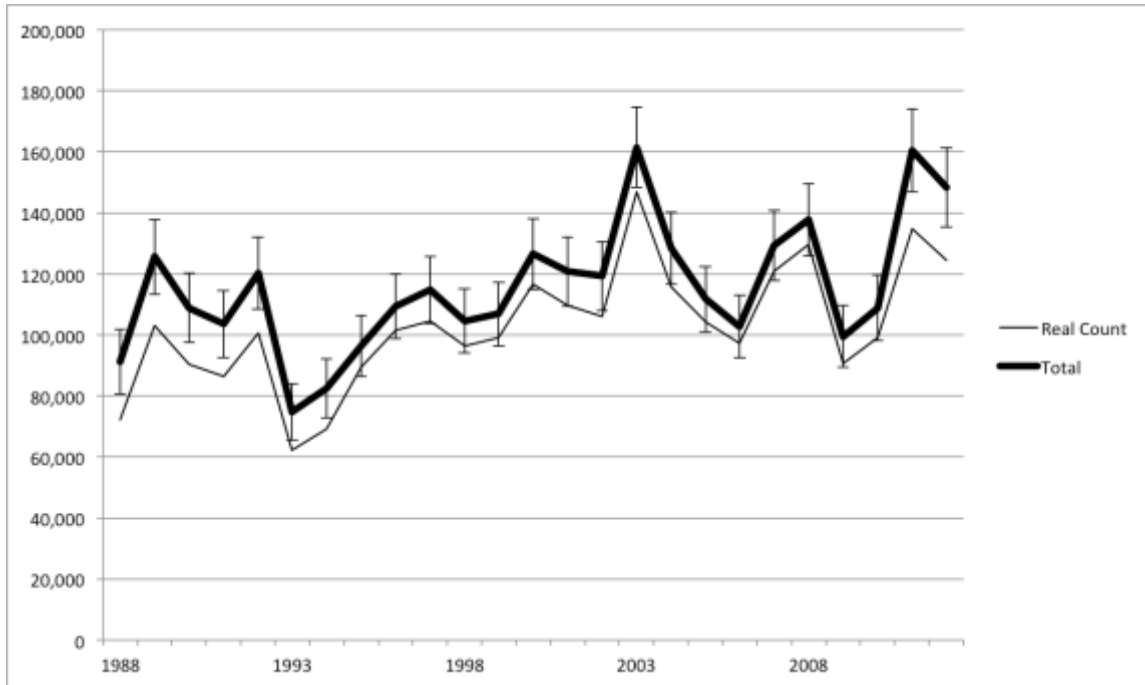
*Charadrius alexandrinus alexandrinus*, SW & Central Asia/SW Asia & NE Africa



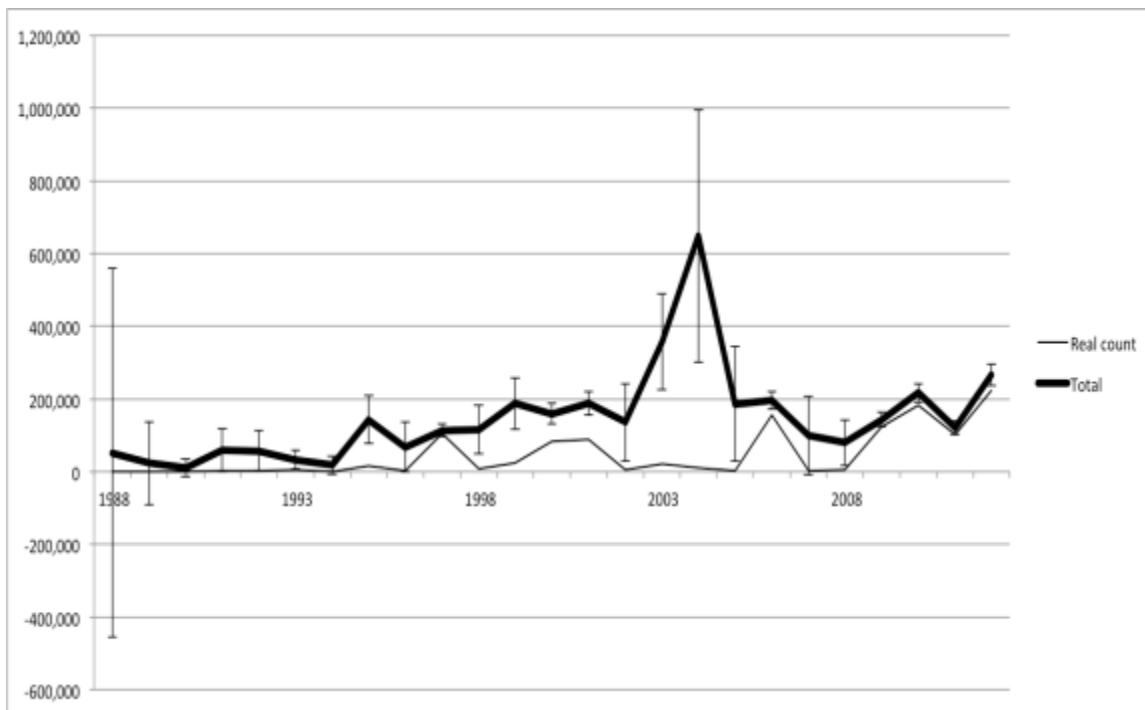
*Limosa limosa islandica*, Iceland/Western Europe



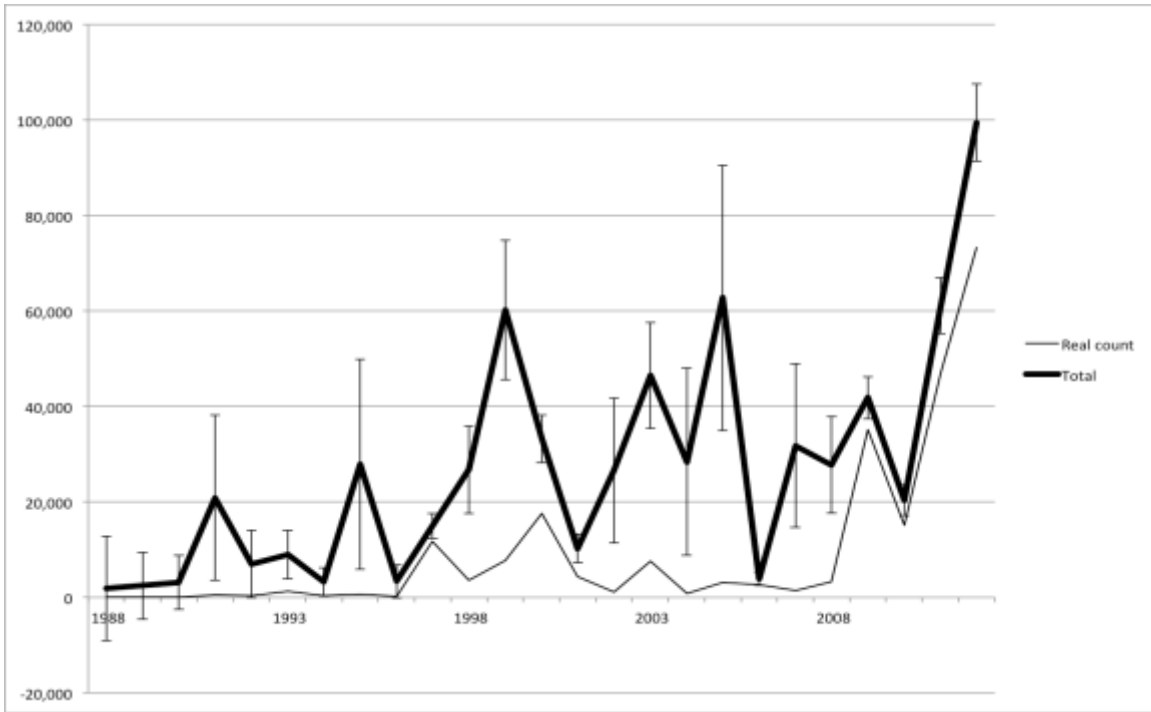
*Limosa lapponica lapponica*, Northern Europe/Western Europe



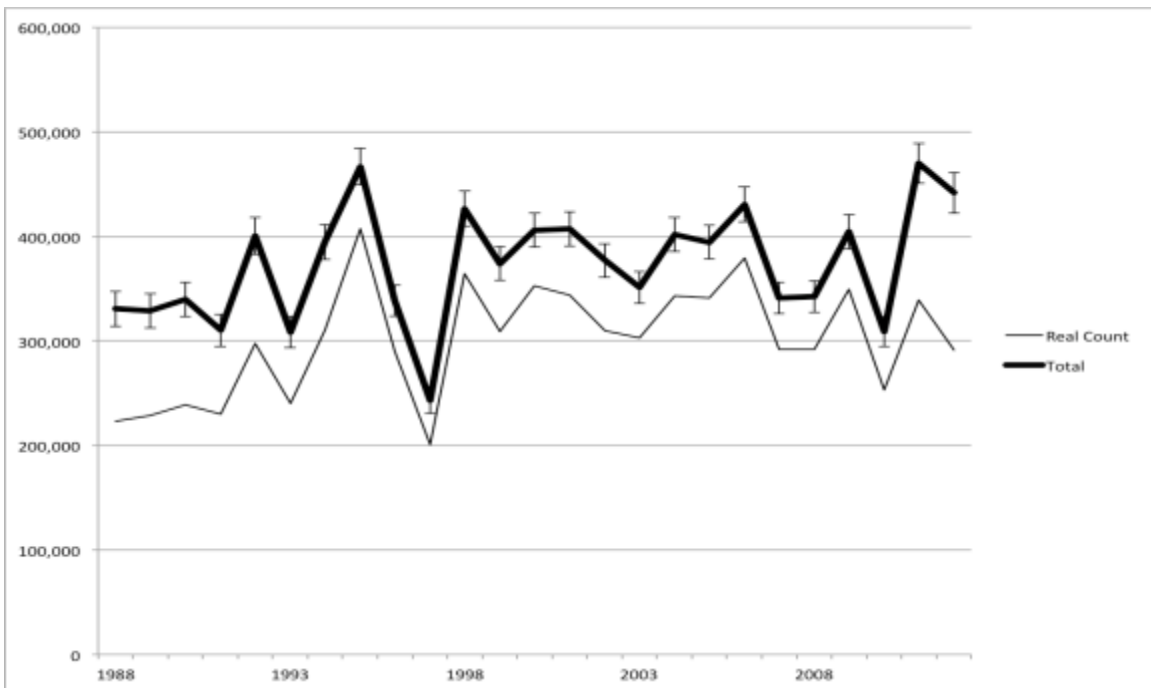
*Limosa lapponica taymyrensis*, Western Siberia/West & South-west Africa



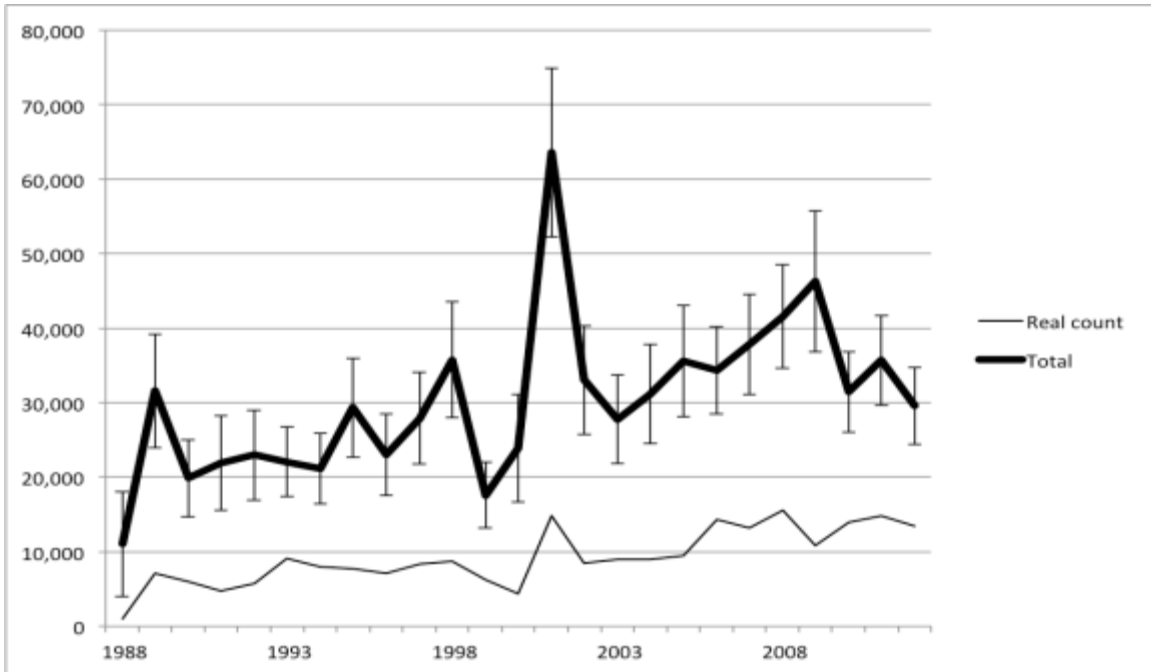
*Numenius phaeopus phaeopus*, Northern Europe/West Africa



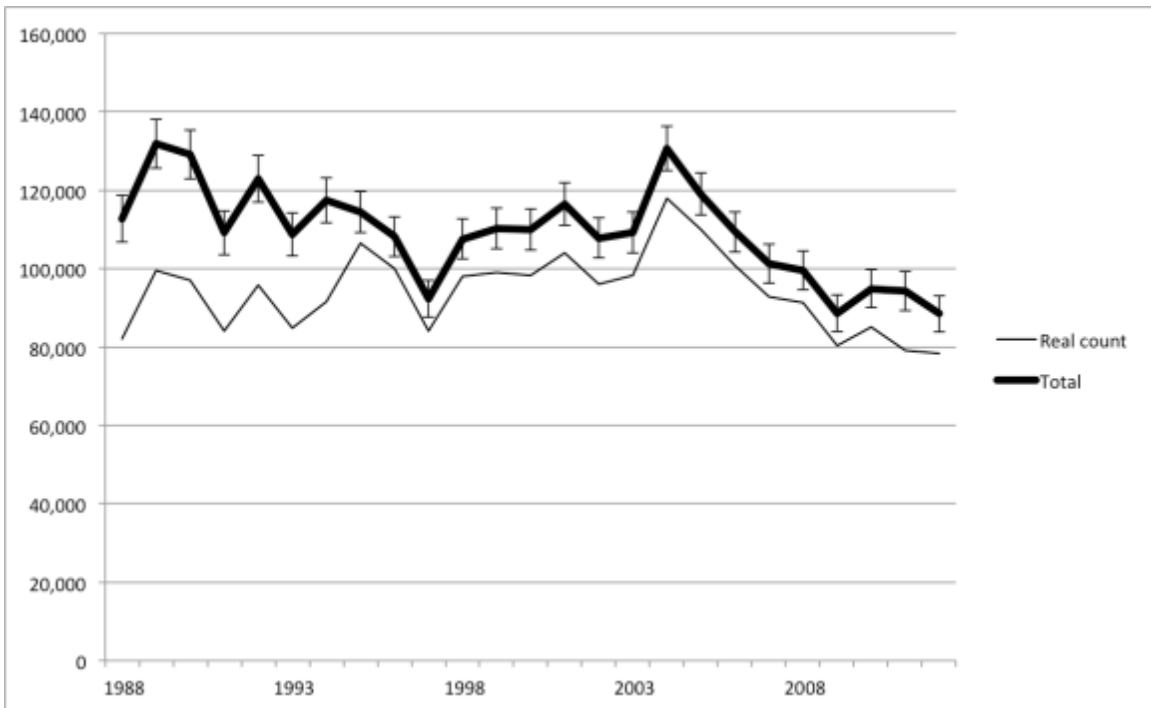
*Numenius arquata arquata*, Europe/Europe, North & West Africa



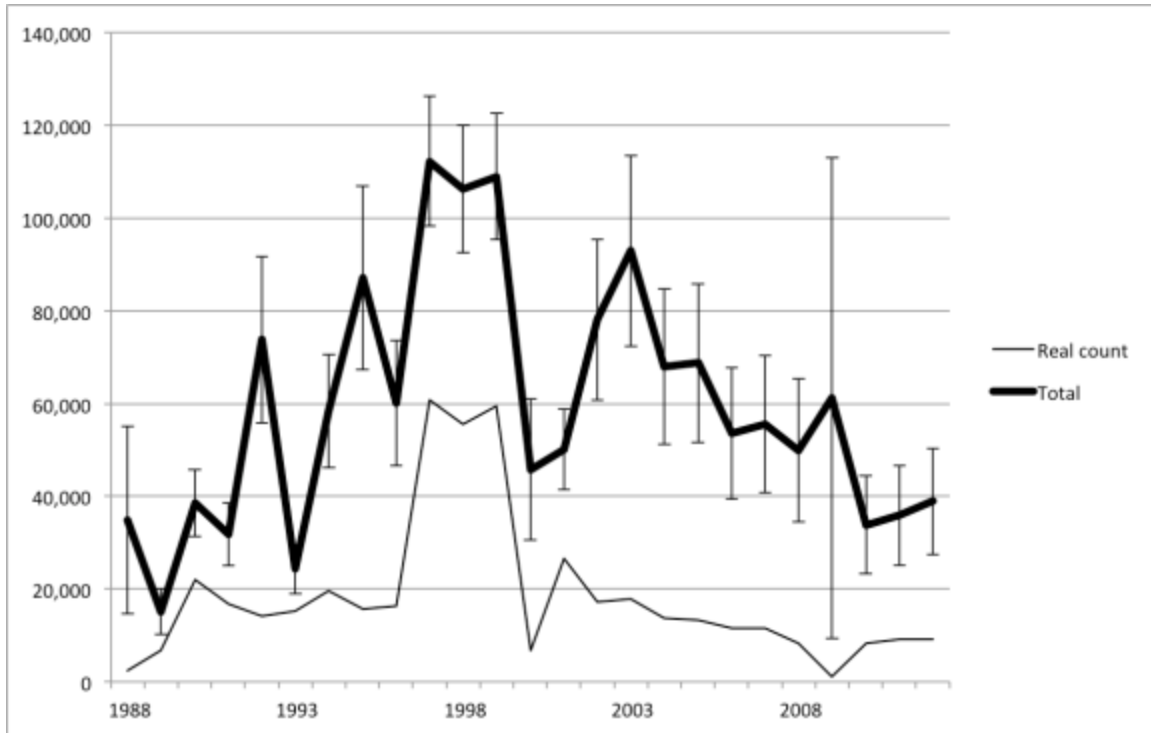
*Numenius arquata orientalis*, Western Siberia/SW Asia, E & S Africa



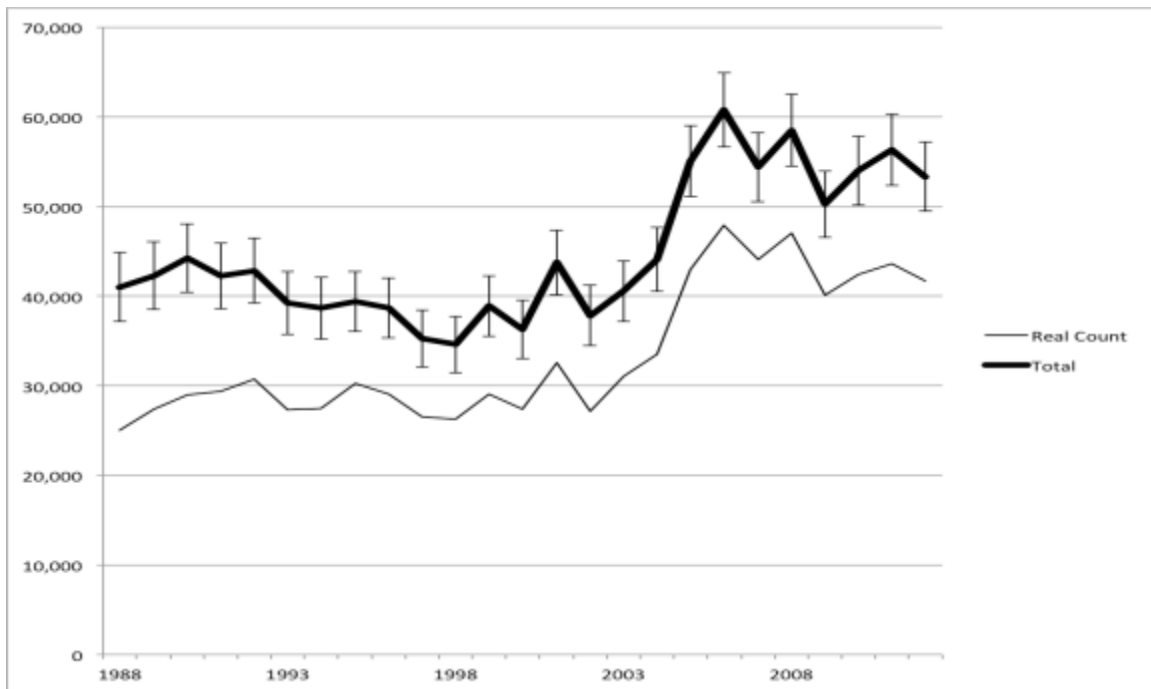
*Tringa totanus robusta*, Iceland & Faroes/Western Europe & *britannica*, Britain & Ireland/Britain, Ireland, France



*Tringa totanus ussuriensis*, Western Asia/SW Asia, NE & Eastern Africa

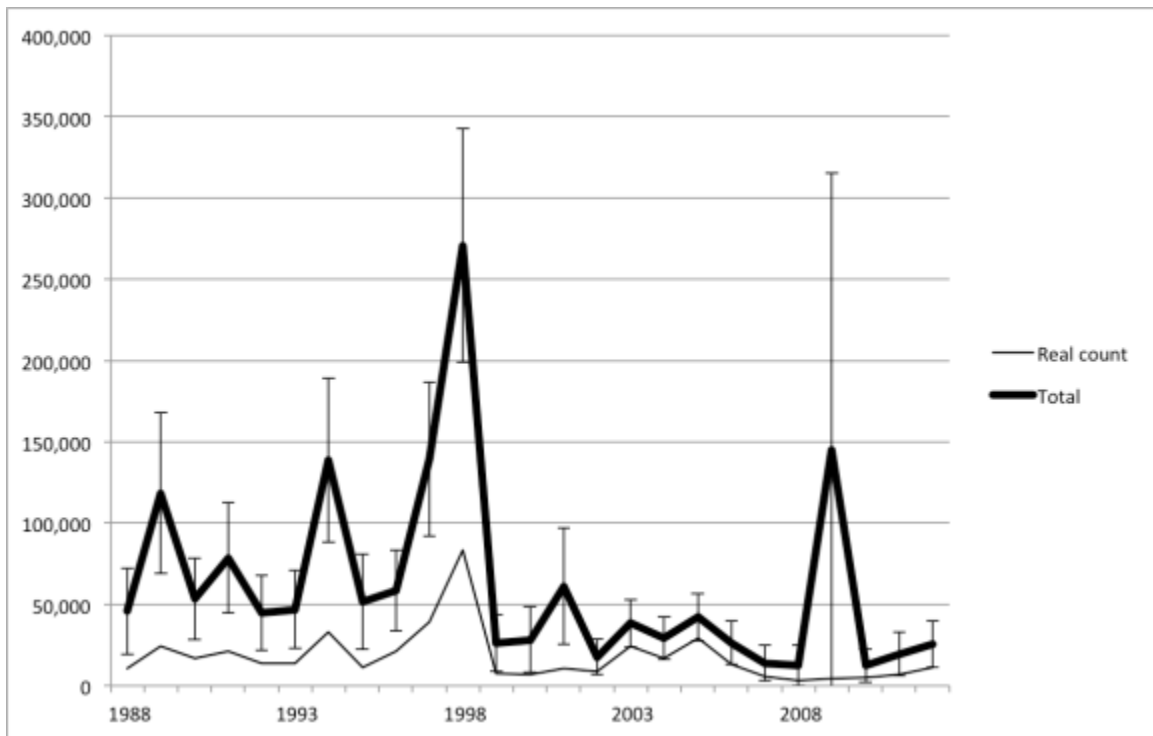


*Arenaria interpres interpres*, NE Canada & Greenland/W Europe & NW Africa

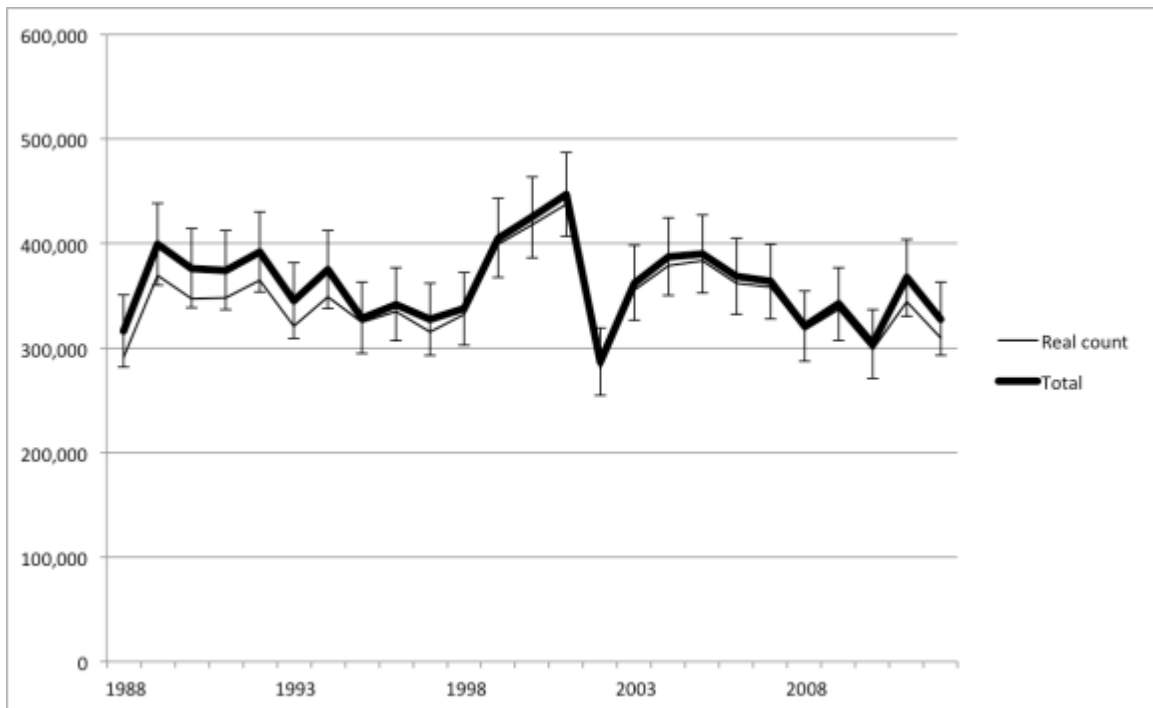




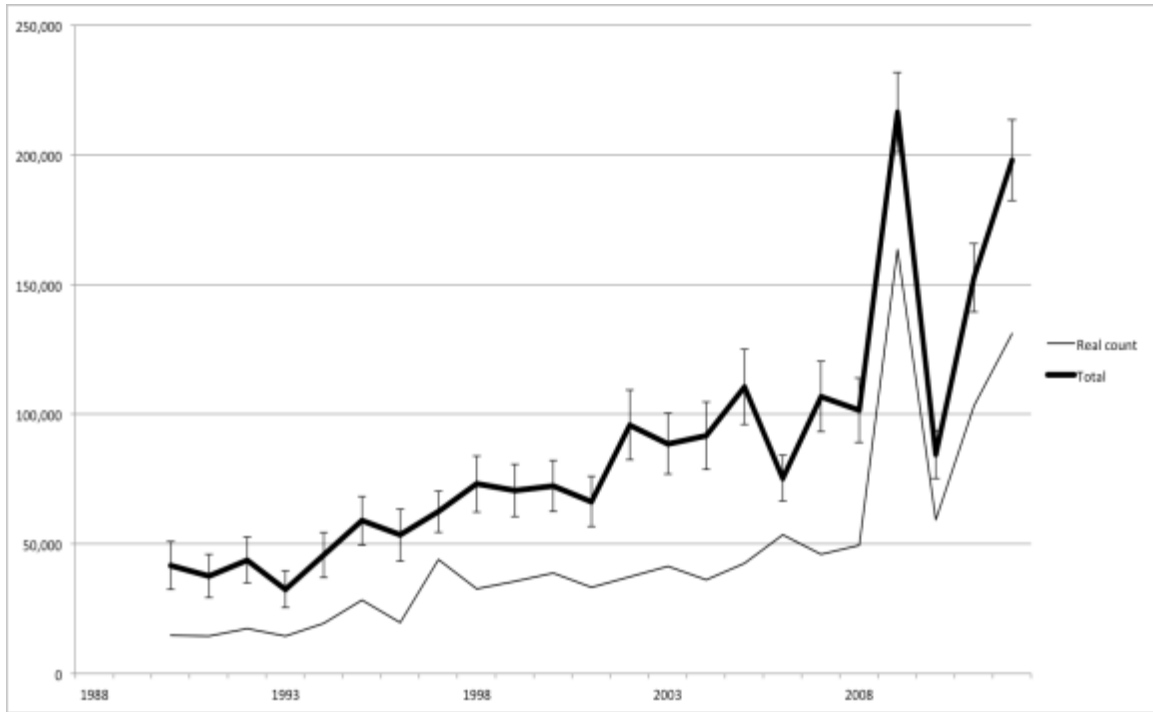
*Arenaria interpres interpres*, Northern Europe/West Africa



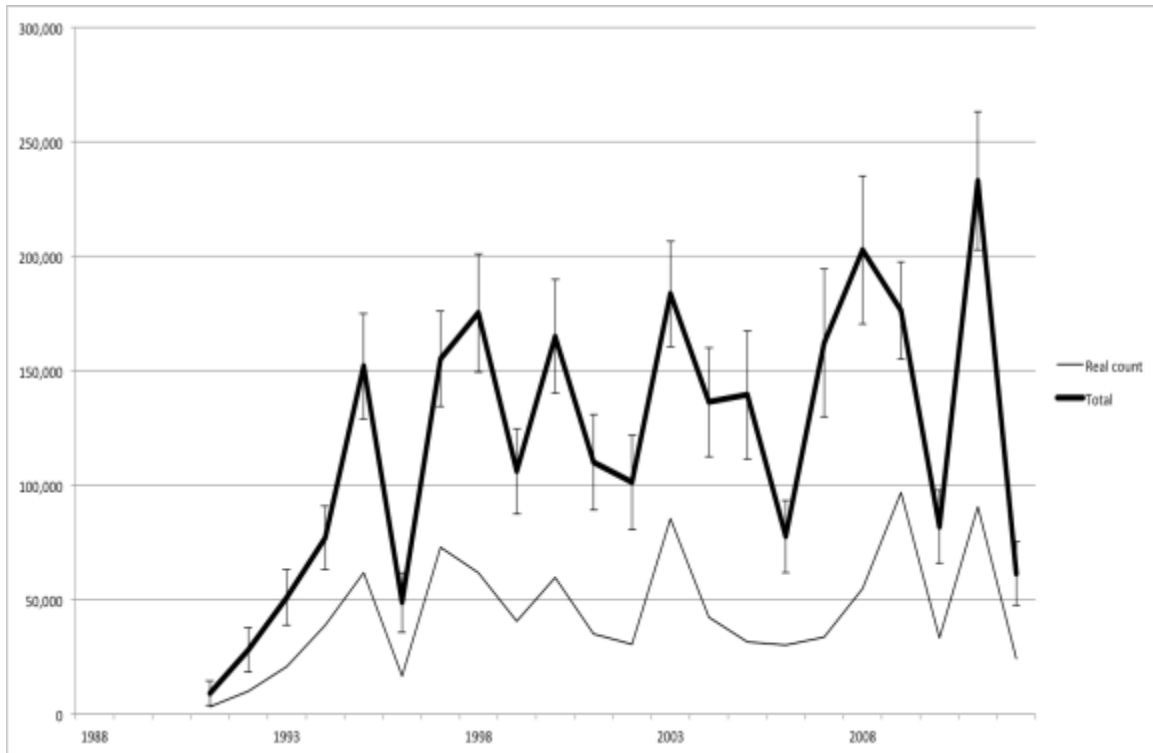
*Calidris canutus islandica*, NE Canada & Greenland/Western Europe



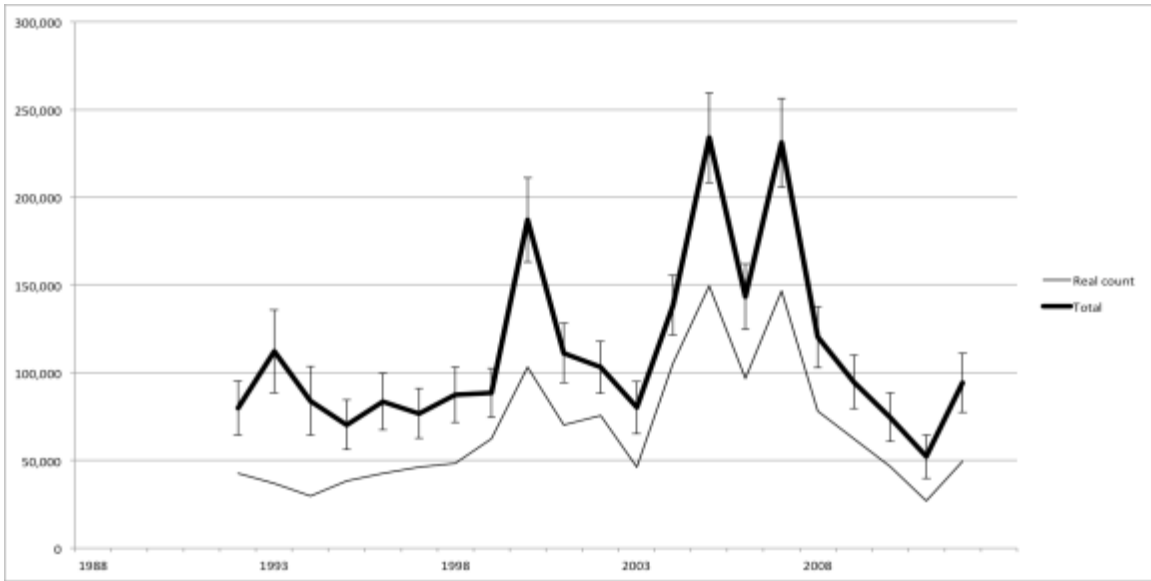
*Calidris alba*, East Atlantic Europe, West & Southern Africa (win)



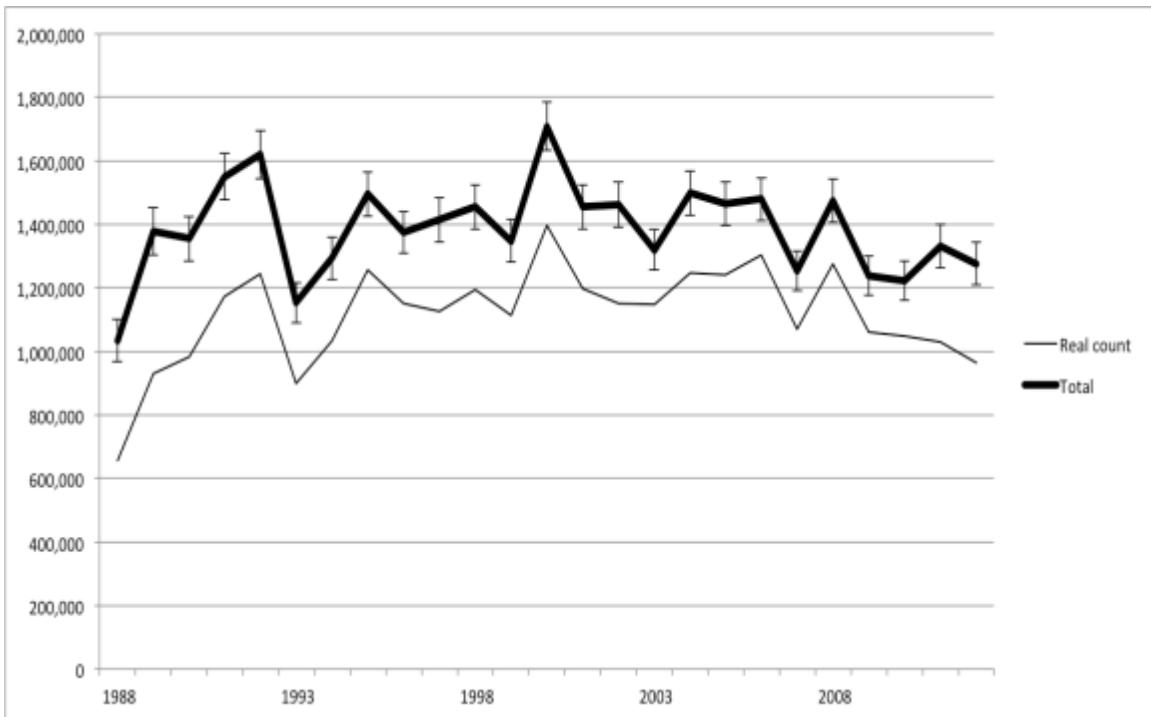
*Calidris minuta*, N Europe/S Europe, North & West Africa



*Calidris ferruginea*, Central Siberia/SW Asia, E & S Africa



*Calidris alpina alpina*, NE Europe & NW Siberia/W Europe & NW Africa



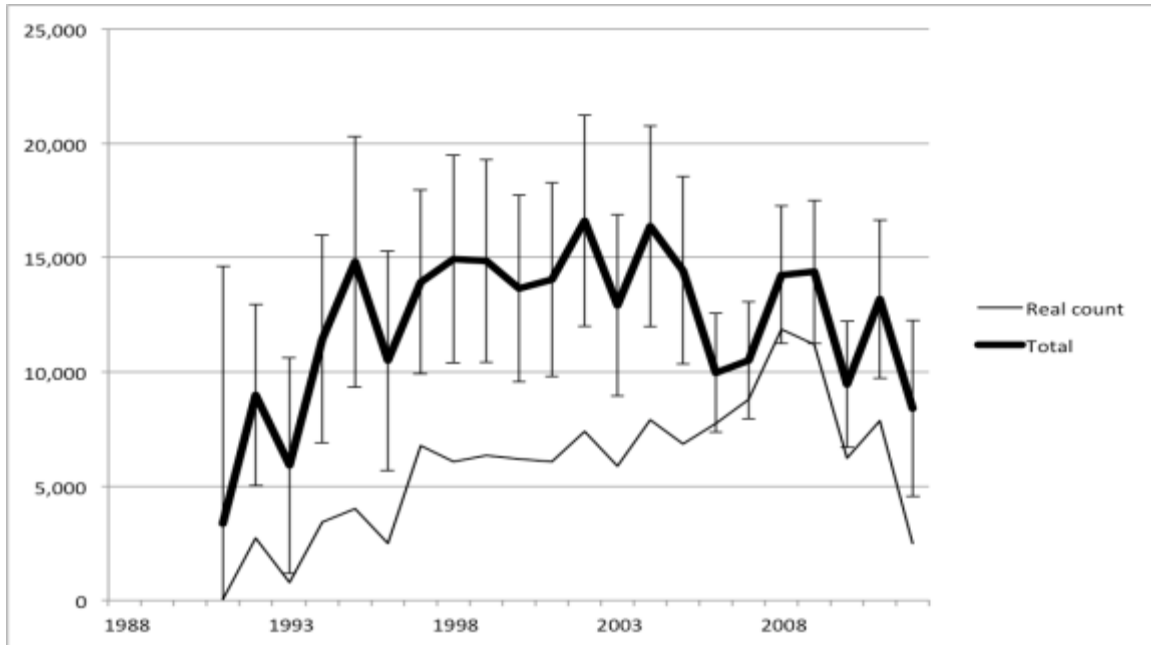
*Calidris alpina centralis*, Central Siberia/SW Asia & NE Africa



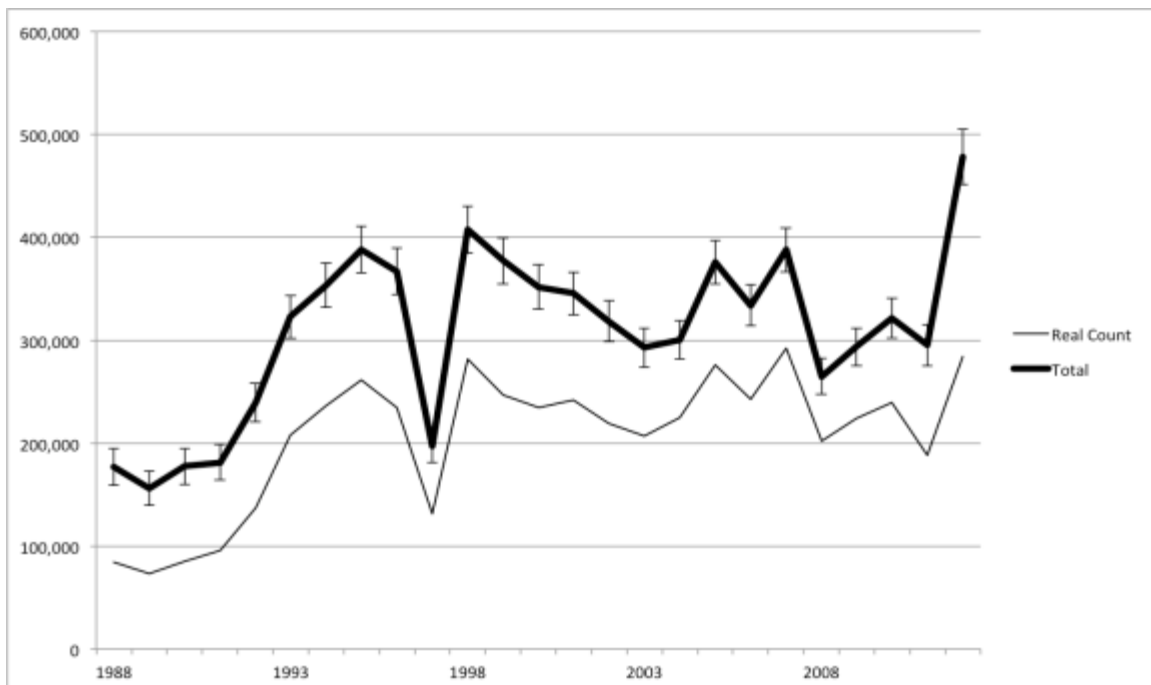
*Larus canus canus* - NW & Cent. Europe/Atlantic coast & Mediterranean



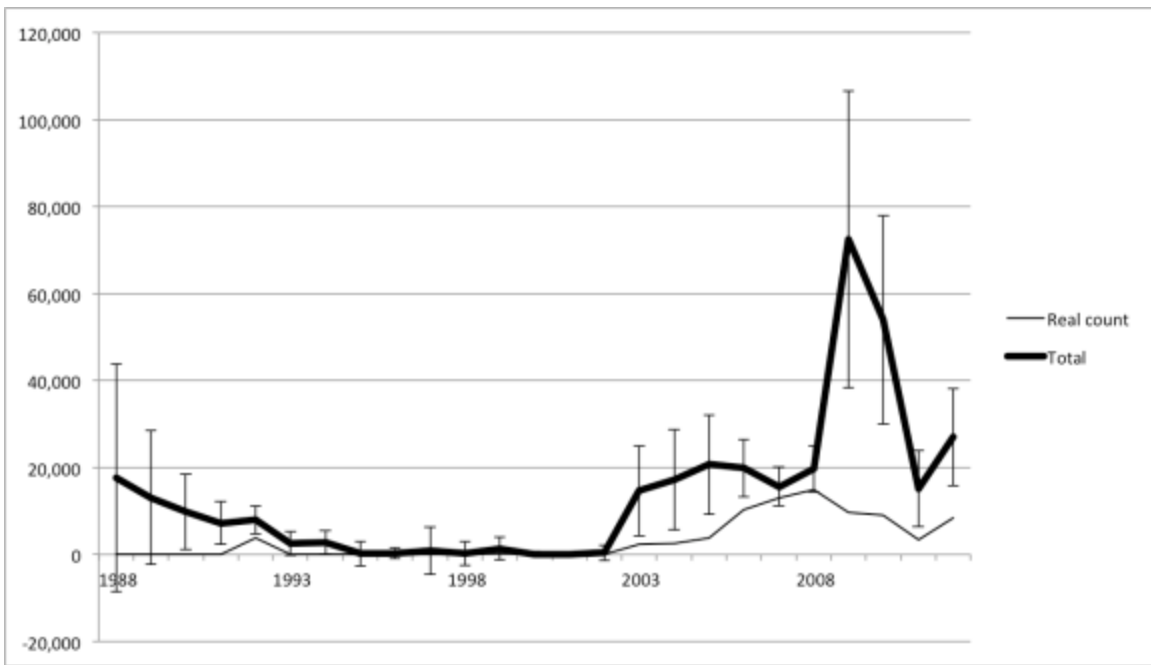
*Larus dominicanus vetula*, Coastal Southern Africa



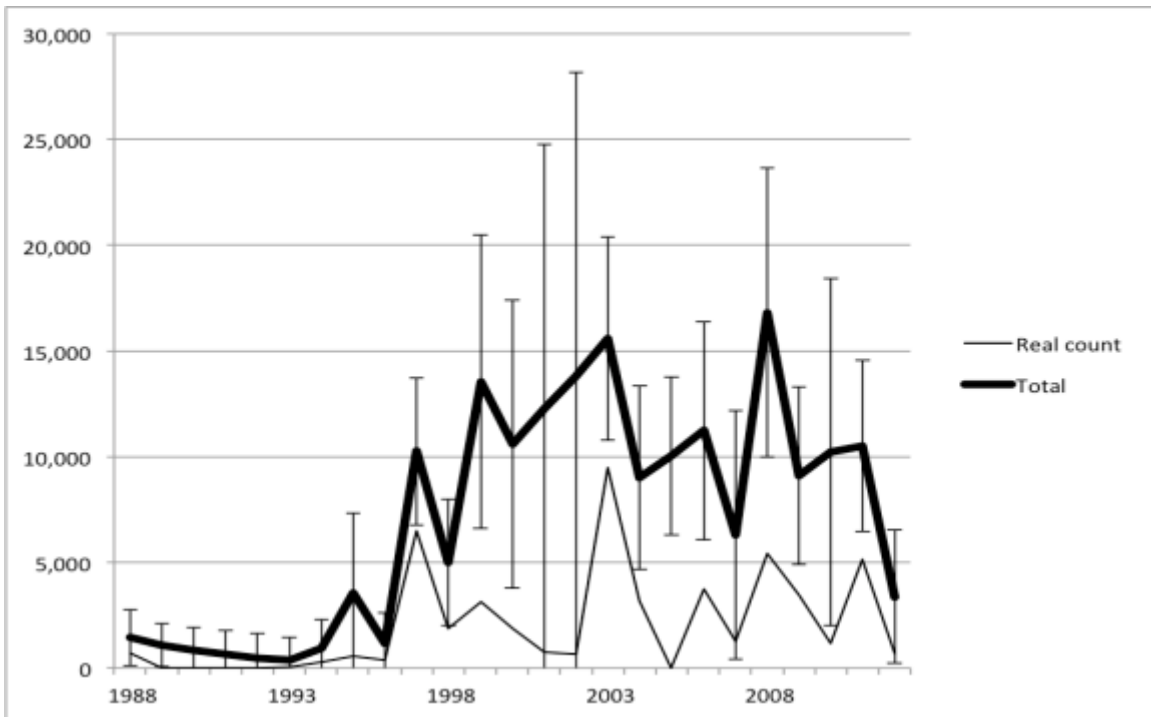
*Larus argentatus argentatus*



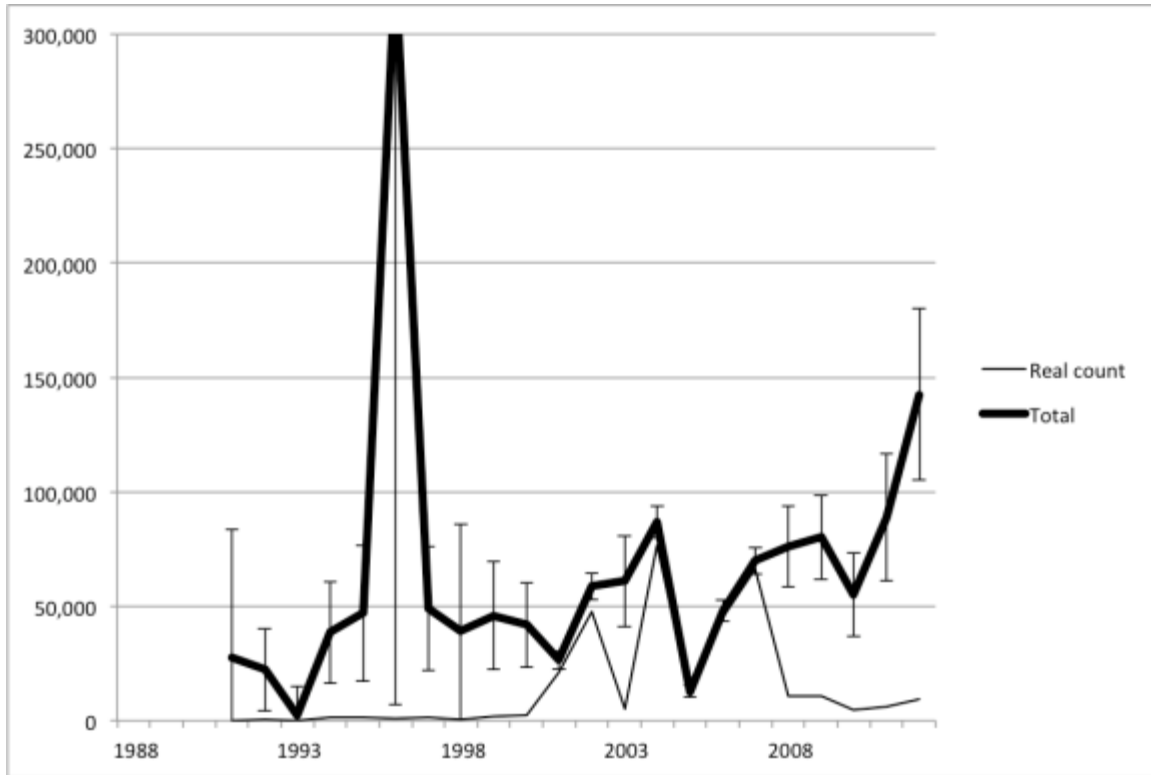
*Larus armenicus*, Armenia, Eastern Turkey & NW Iran



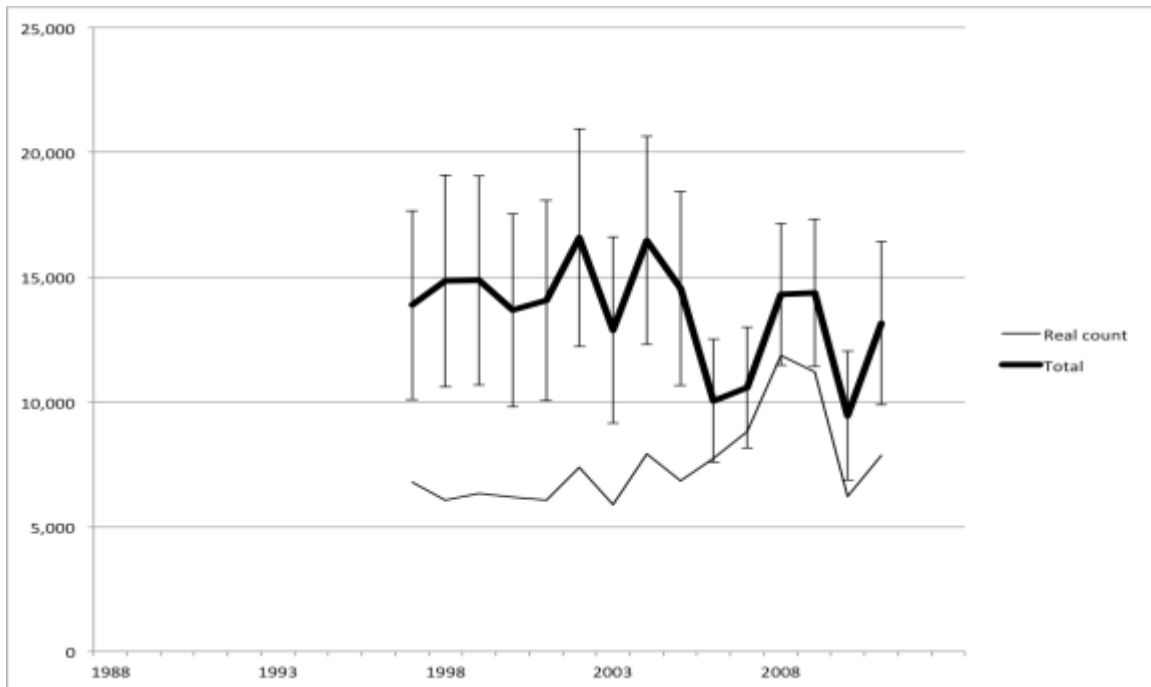
*Larus cirrocephalus poiocephalus*, West Africa



*Larus cirrocephalus poiocephalus*, Central & Eastern Africa



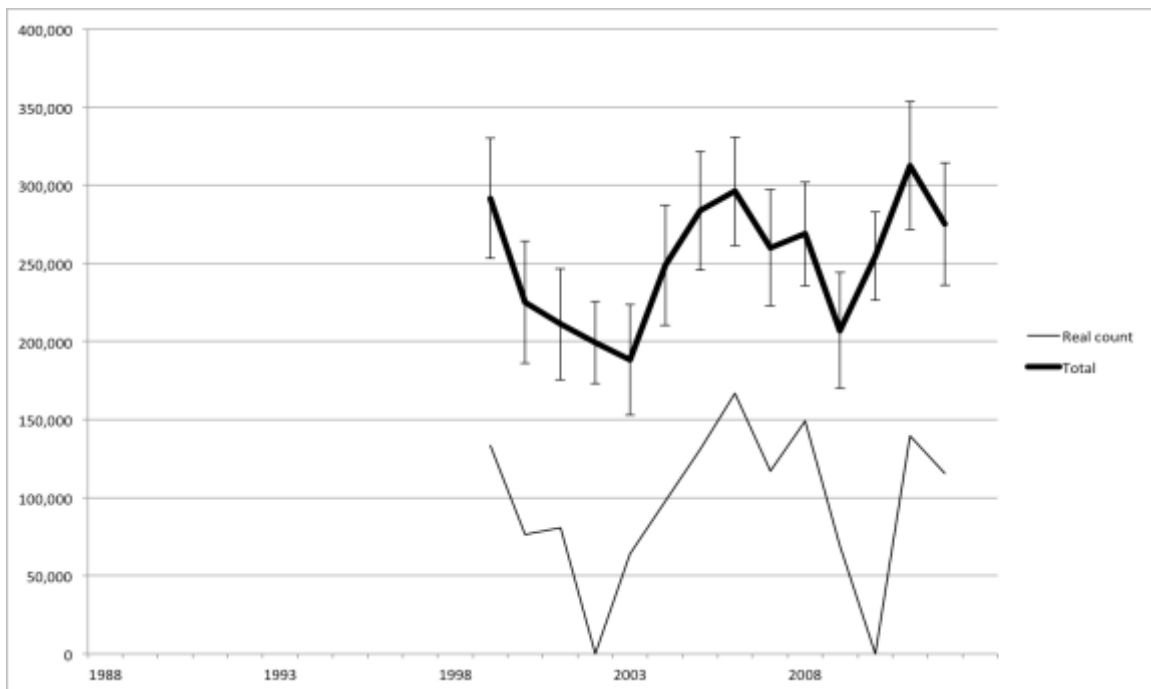
*Larus hartlaubii*, Coastal South-west Africa



Larus ridibundus - W Europe/W Europe, W Mediterranean, West Africa

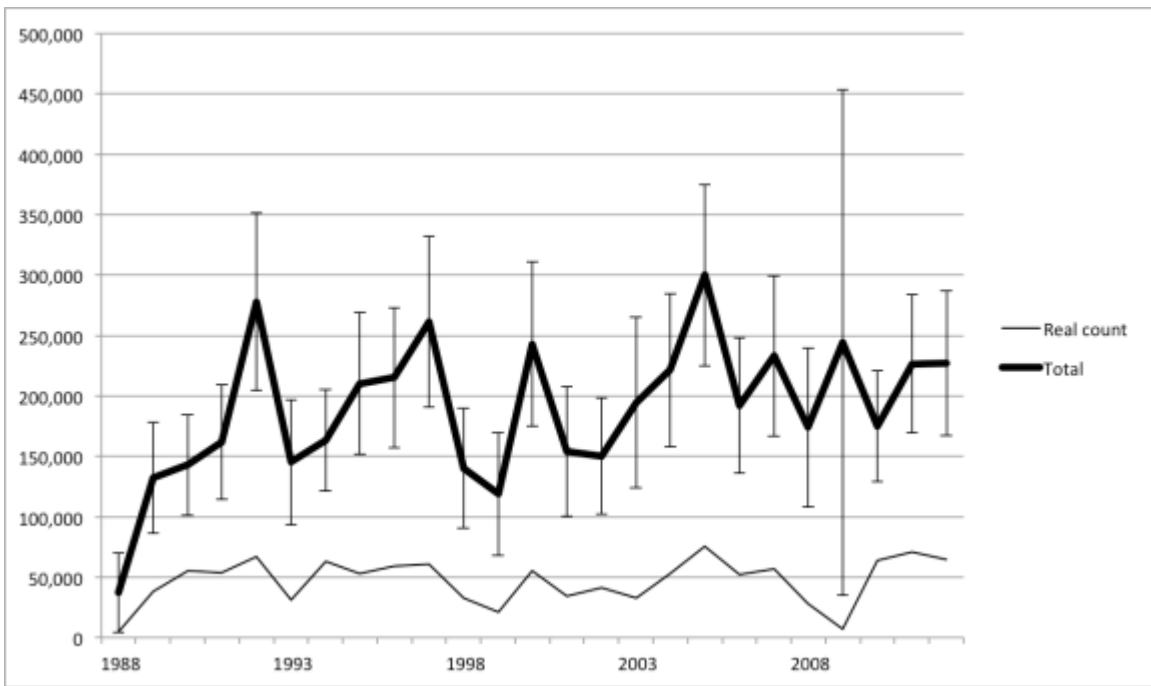


Larus ridibundus, East Europe/Black Sea & East Mediterranean

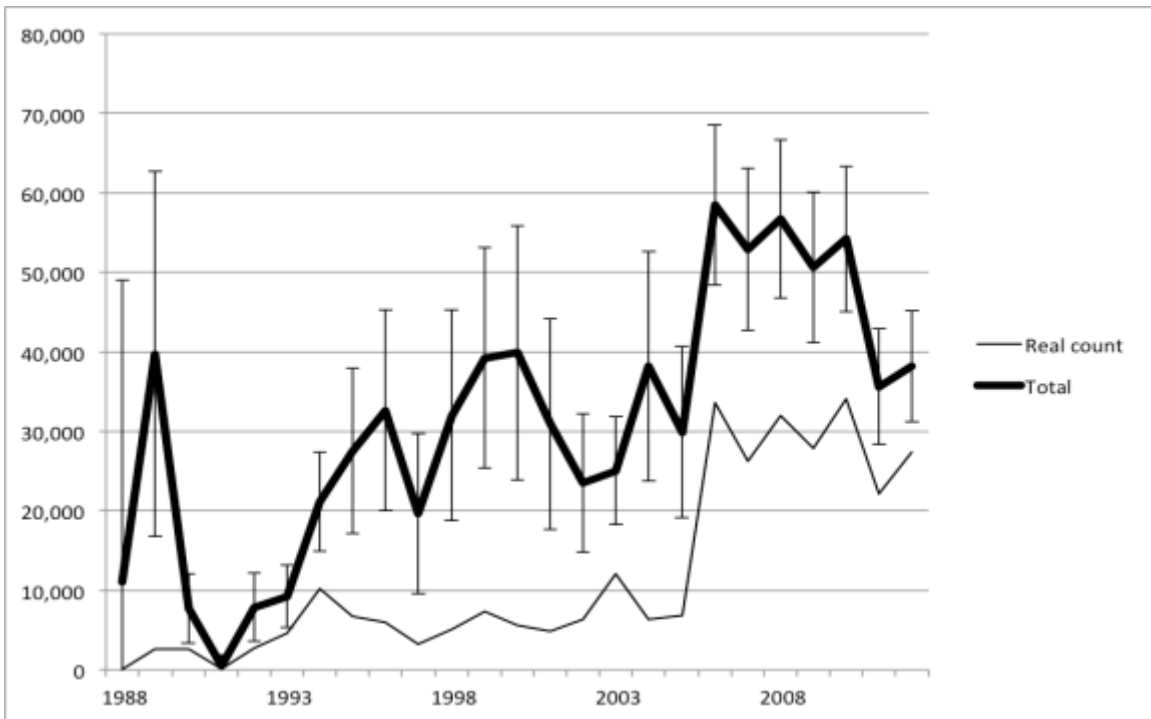




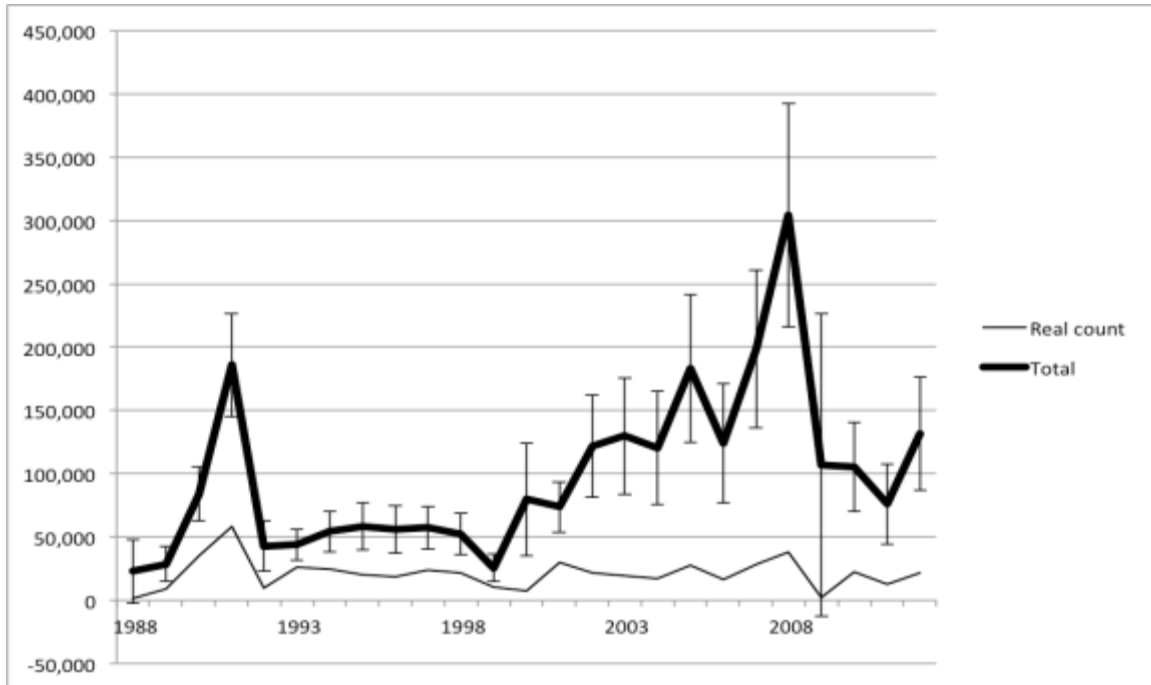
Larus ridibundus, West Asia/SW Asia & NE Africa



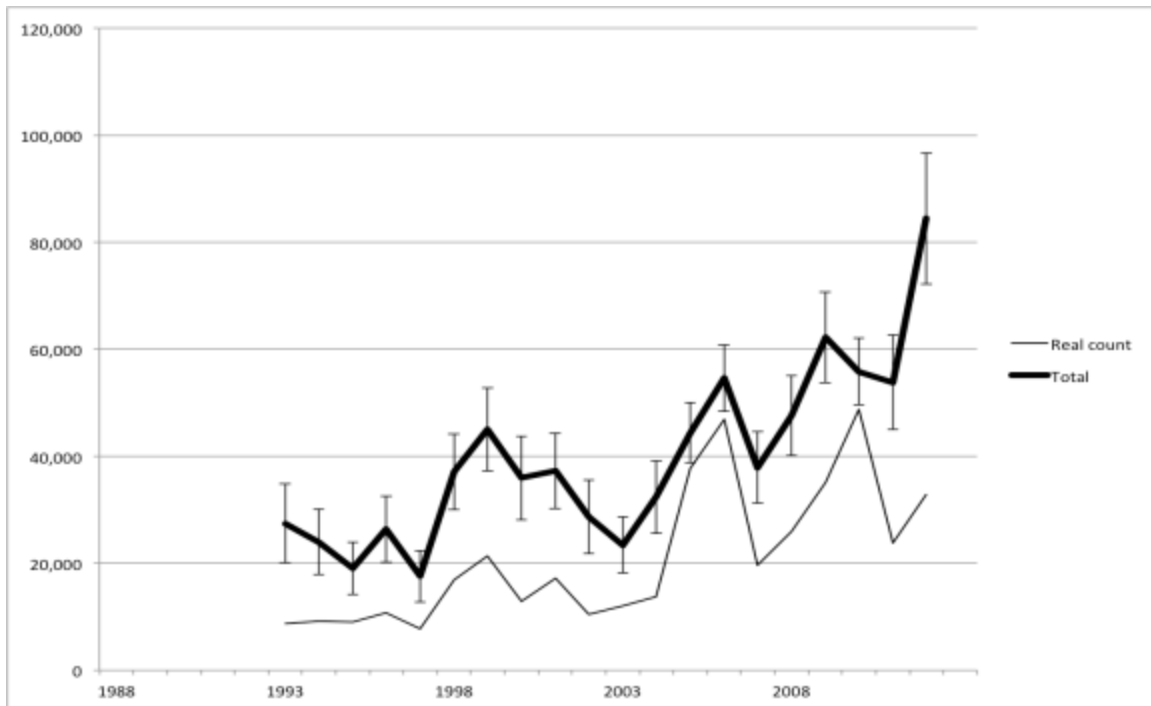
Larus genei, Black Sea & Mediterranean (bre)



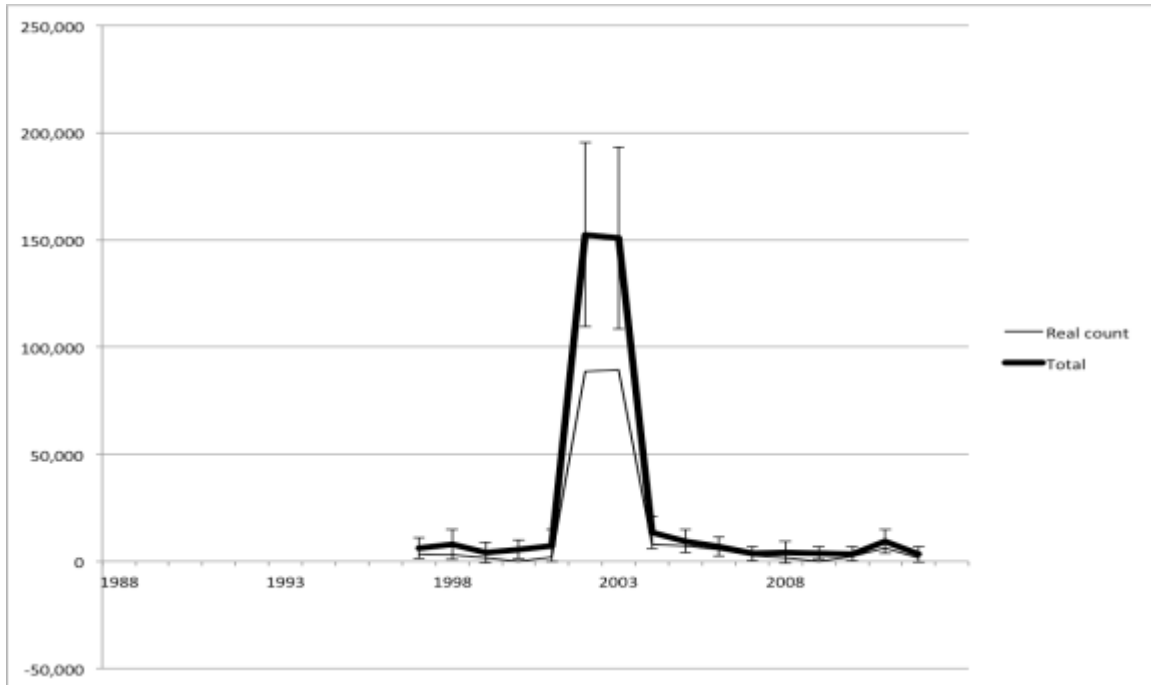
Larus genei, SW Asia



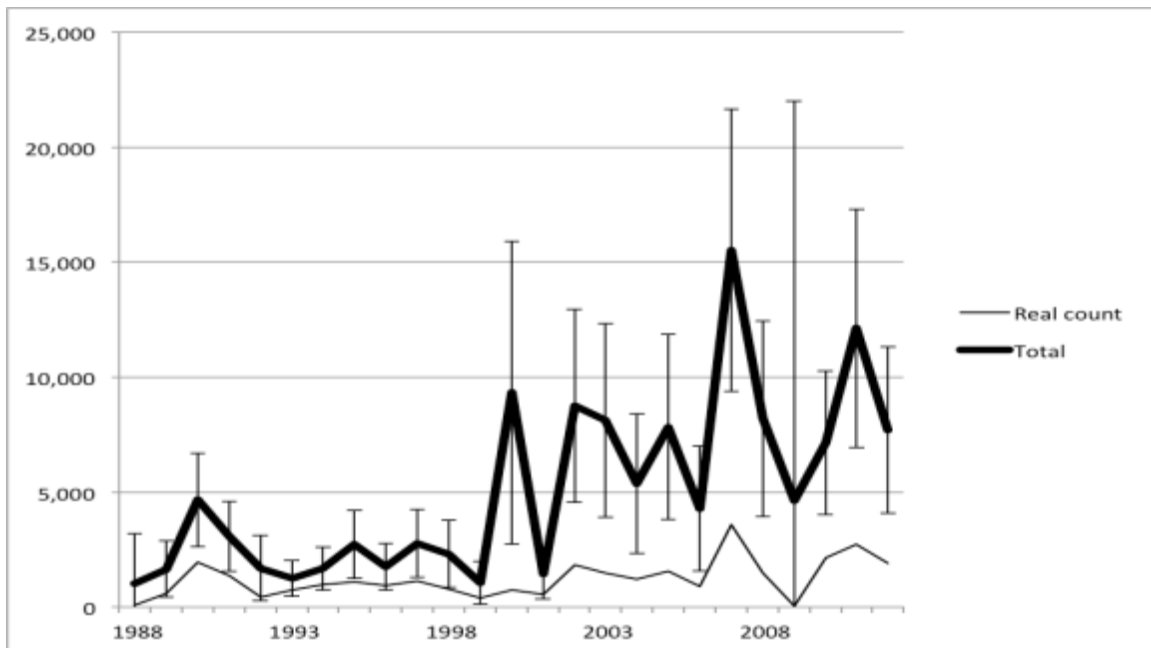
Larus melanocephalus - W Europe, Mediterranean & NW Africa



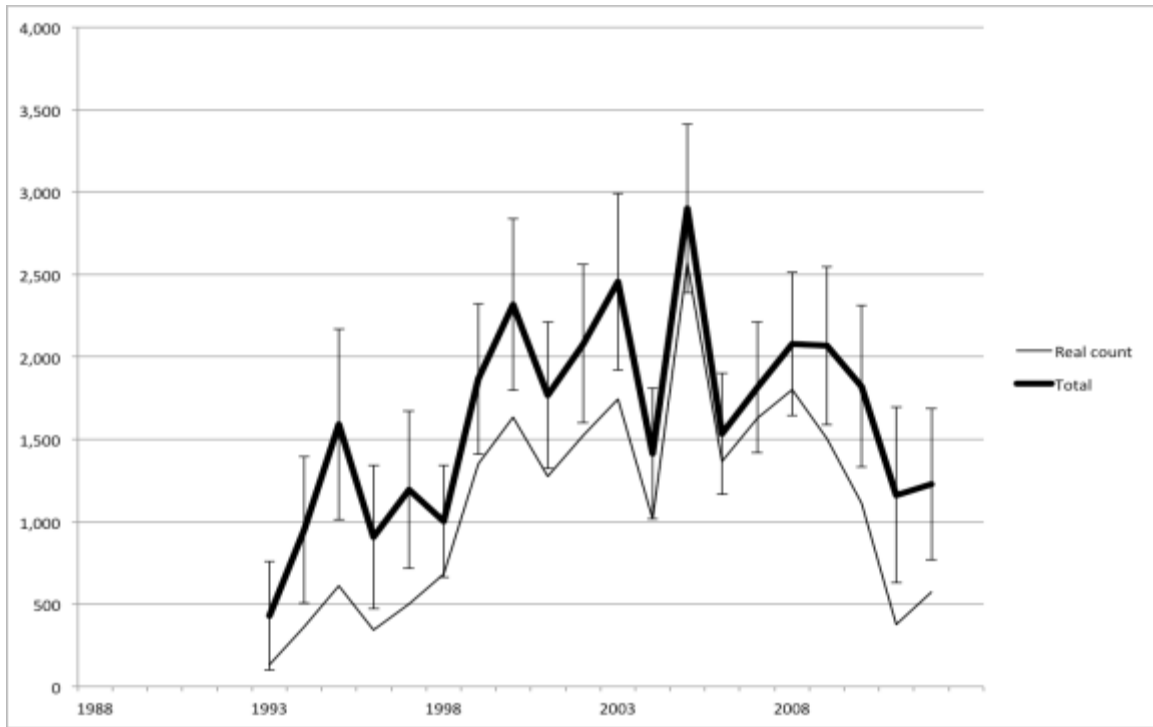
Larus minutus, W Asia/E Mediterranean, Black Sea & Caspian



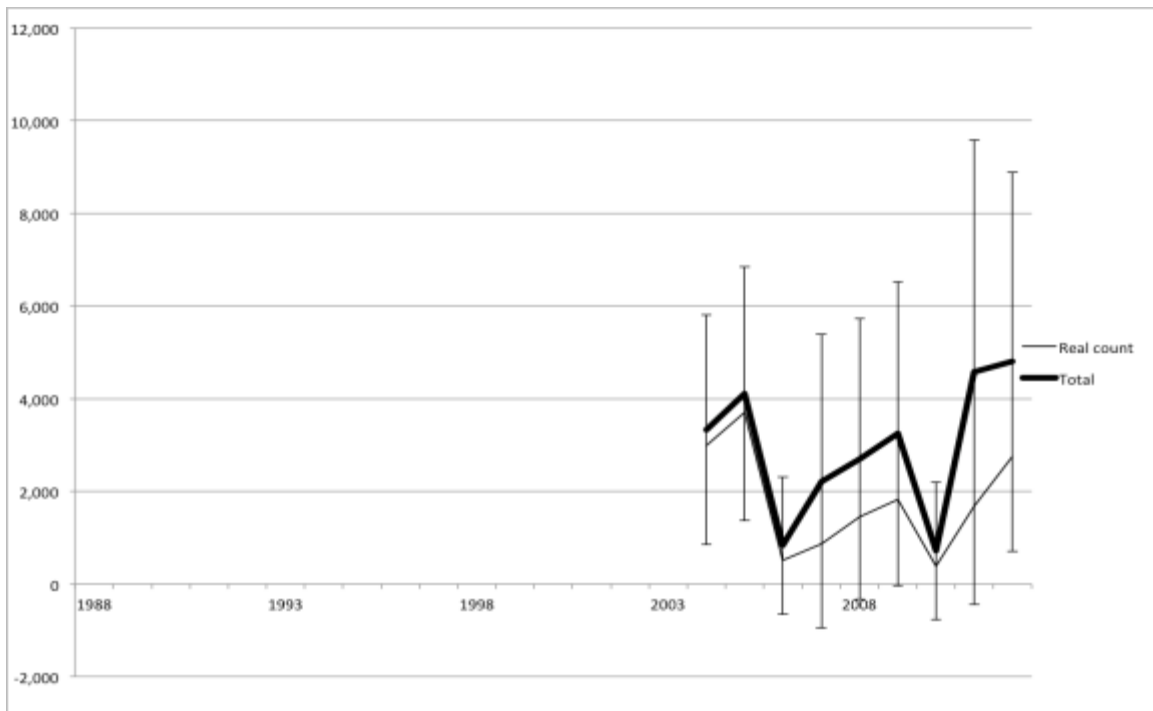
*Sterna caspia caspia*, Caspian (bre)



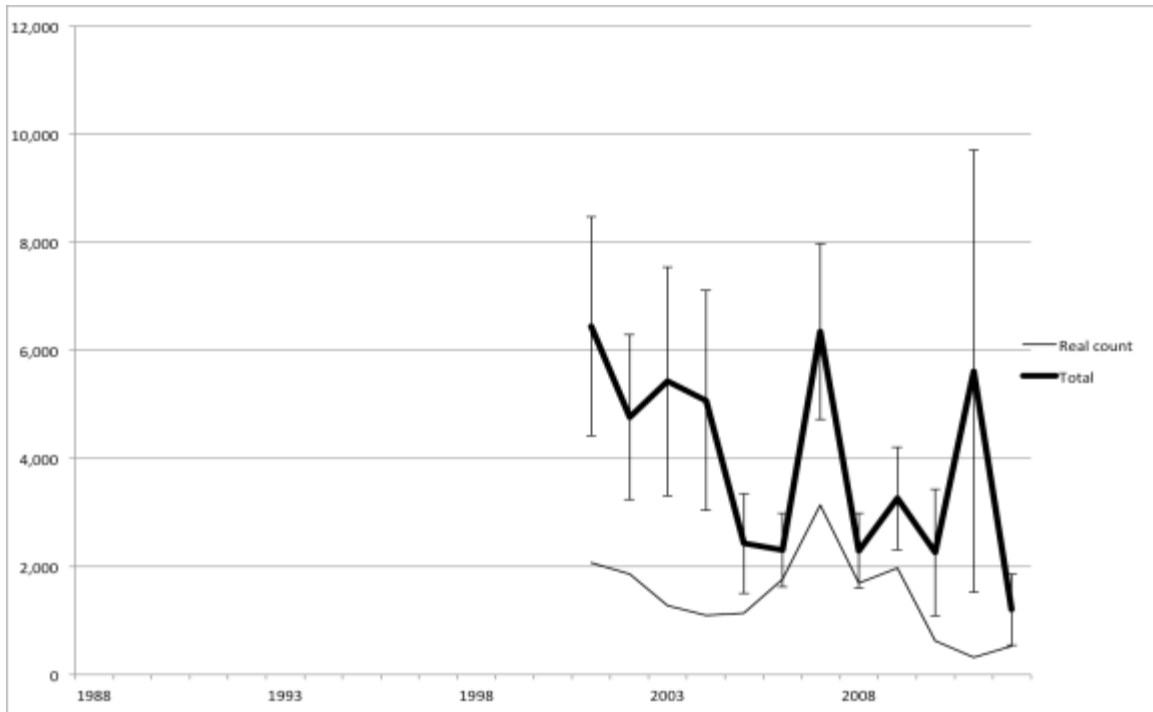
*Sterna caspia caspia*, Southern Africa (bre)



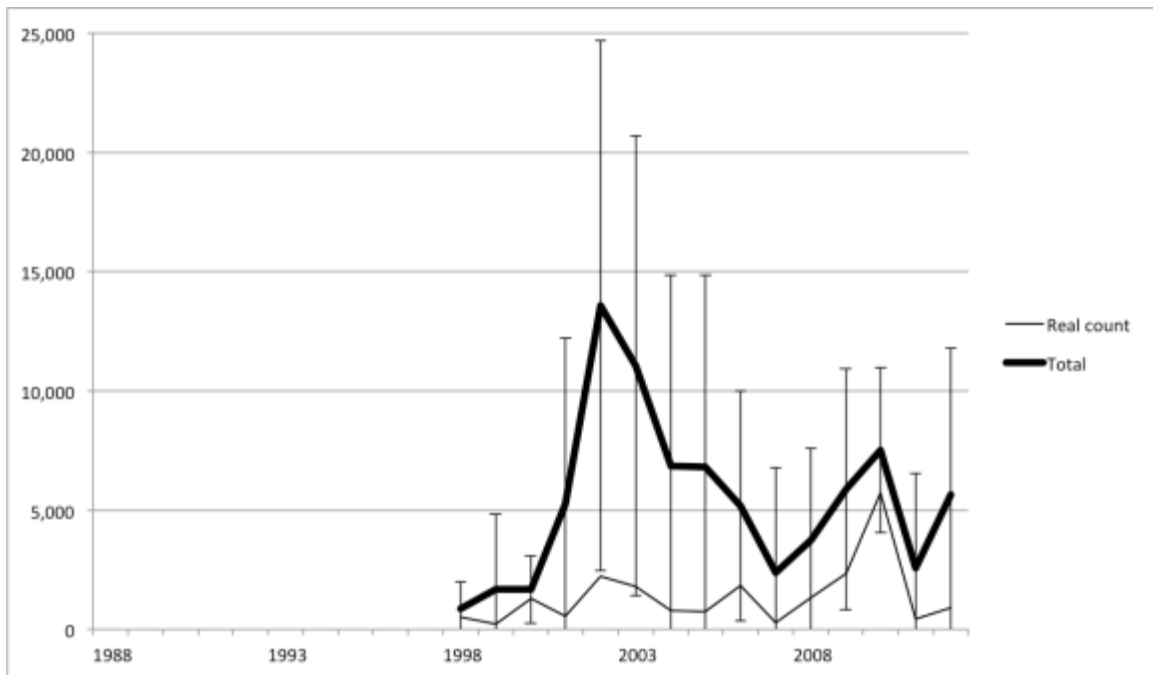
*Chlidonias hybridus sclateri*, Eastern Africa (Kenya & Tanzania)



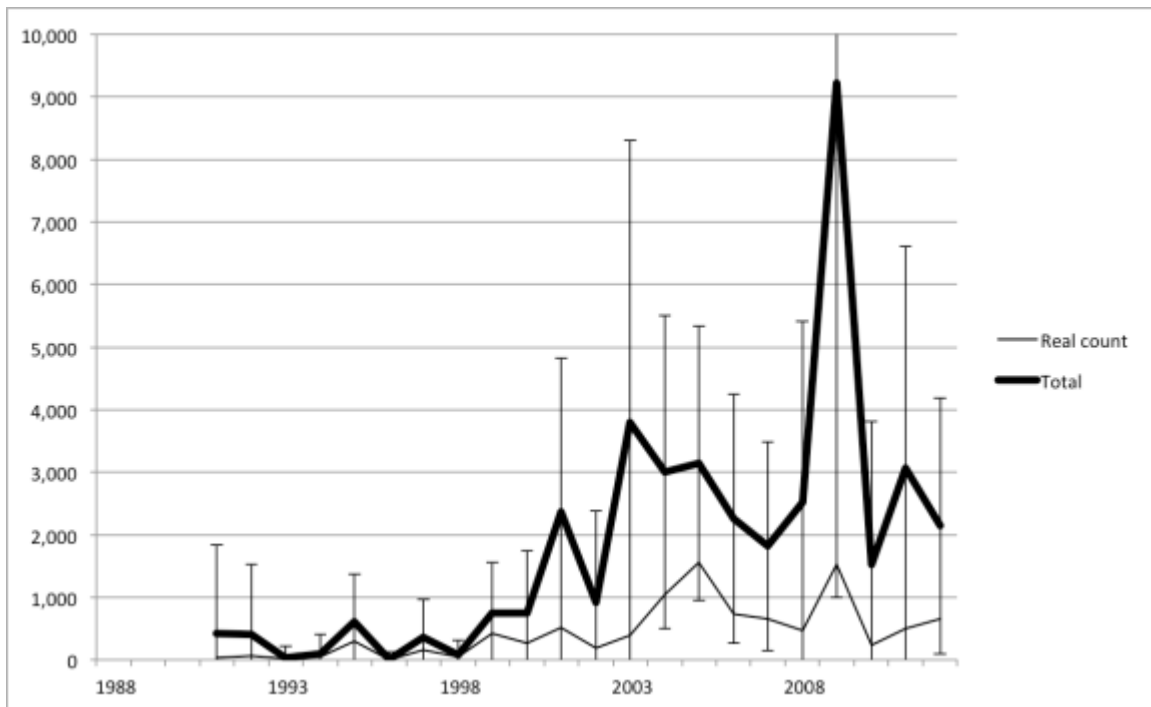
*Chlidonias hybridus sclateri*, Southern Africa (Malawi & Zambia to South Africa)



*Rynchops flavirostris*, Coastal West Africa & Central Africa



Rynchops flavirostris, Eastern & Southern Africa



## References

Pannekoek, J. & van Strien, A. 2005. TRIM 3 Manual. Statistics Netherlands. URL: <http://www.cbs.nl/NR/rdonlyres/2E9912EB-534B-4A32-AD22-17A73402C083/0/trim3man.pdf>.

van Roomen M., van Winden E. & van Turnhout C. 2011. Analyzing population trends at the flyway level for bird populations covered by the African Eurasian Waterbird Agreement: details of a methodology. SOVON-information report 2011/05. SOVON Dutch Centre for Field Ornithology, Nijmegen, the Netherlands.